Christening blanket with a cross

Standard · US terms



Finished size
About 34½ × 34 in (88 × 86 cm)
With its border. The panel alone: about 32¾ × 32 in (83 × 81 cm)

Skill
Intermediate
Chain spaces, a picture in filled squares, shells in the border

Yarn
Fine (2)

Hook
4 mm (US G-6)

Gauge
17 stitches and 9½ rows to 4 in (10 cm)
In filet crochet, measured over open squares, as in the test piece.

What you need

Yarn: any one color (white in the picture), fine (2) **about 950 yd (869 m), an estimate**

By weight: about 270 g, an estimate, where 100 g is 350 yd (320 m).

Hook: 4 mm (US G-6), or the size that gives you the gauge. Also: yarn needle, scissors and tape measure.

To find how many balls: divide by the length on your yarn's label and round up. Buy them from one dye lot. The estimate is from the stitches and chains of this size at this gauge, with 30 percent added. To measure your own: work the swatch, pull it out and measure the yarn it took, tails and all. At the gauge of this pattern that is about 20 yd (18 m), by the same reckoning as the estimates and with nothing added. If yours took more, divide your yards by 20 (or your meters by 18) and multiply the estimate by the answer; the 30 percent stays in it. Do not reckon it by area: the swatch is all open squares, and the blanket has filled ones and a solid border, which take more yarn.

Sizes

Size	Finished size, about	Yarn, an estimate
Standard (this file)	**34½ × 34 in (88 × 86 cm)**	**about 950 yd (869 m)**
Large	40¼ × 41½ in (102 × 105 cm)	about 1,325 yd (1,212 m)

Gauge

17 stitches and 9½ rows to 4 in (10 cm) in filet crochet, measured over open squares, as in the test piece. Along a row, count every stitch and every chain between stitches as one.

Use any hook that gives you this. If you count more stitches than this in 4 in (10 cm), change to a larger hook; if you count fewer, to a smaller one.

The pattern also stops you to measure after row 7.

For your own crochet, gifts and handmade pieces you sell. Do not resell or share this PDF or copies of it.

The swatch. A test piece to measure and pull out. It is not the start of the pattern. The test piece is about 6¼ in (16 cm) wide and 6¼ in (16 cm) tall, so that you can count over 4 in (10 cm) in the middle of it.

Swatch foundation	Ch 30.	
Swatch row 1 (RS)	Dc in 6th ch from hook (skipped chs count as dc and ch-1 sp), **[**ch 1, sk next ch, dc in next ch**] 12 times**	(14 dc, 13 ch-1 sps)
Swatch rows 2 to 15	Ch 4 (counts as dc and ch-1 sp), turn; sk next ch-1 sp, **[**dc in next st, ch 1, sk next ch-1 sp**] 12 times**, dc in 3rd ch of turning ch	(14 dc, 13 ch-1 sps)

The cross and its frame are a chart with a fixed number of squares and rows, so no chains and no rows are added. For another size work the other size of this pattern, or take a finer or a thicker yarn with a hook to match: every stitch count stays as it is, and the blanket becomes smaller or larger with your gauge.

Notes

- The ch 4 at the start of a row counts as a dc and a ch-1 sp. It stands on the first st of the row below; the next st is the second. The last dc of the next row is worked into the 3rd of those 4 chains. In row 2 the last dc goes into the 2nd ch from the hook end of the 5 skipped chs: the one nearest the hook is the space, the next 3 are the dc, the last is left unworked.
- The ch 1 at the start of a row does not count as a stitch: the first stitch of the row goes into the first st of the row below.
- Row 1 is the right side.
- Several of one stitch named together ("3 sc in first st") are all worked into that one place.
- An open square is a dc, a ch 1 and a dc; a filled square has a dc in place of the ch 1. Neighboring squares share a dc. A dc over an open square goes around its ch, into the ch-1 sp; every other dc goes into the top of a dc.
- It is a blanket for awake and watched hours: on a lap, in the arms, on the floor.
- Leave a tail of about 6 in (15 cm) when you begin, and weave it in at the end with the others. Join a new ball at the end of a row, with the same tails: each join adds two ends.
- The border is worked in rounds with the right side facing. Rnd 1 begins in the st just joined, which it calls "first st", goes along the last row to the other end, which it calls "last st", then down the left side, along the foundation edge and up the right side.
- Along the foundation edge every ch counts, skipped or not; the last one is the lowest of the 3 chs that stand as the first dc of row 1.
- The chain at the start of a round does not count as a stitch. After rnd 1, the first stitch of a round goes into the stitch that the slip stitch joined: that stitch is the first of the next stitches.
- Rnd 4 is the round of shells. Its first sc goes into the stitch that the slip stitch joined, and a shell of 7 dc goes into each corner stitch, the middle one of the 3 stitches that rnd 3 has in one place at the corner. Every sc between two shells goes into the 3rd stitch after the stitch that holds the shell before it.
- Buy whole balls from one dye lot.

For your own crochet, gifts and handmade pieces you sell. Do not resell or share this PDF or copies of it.

Filet chart, sheet 1 of 4

69 squares wide and 75 tall. One square is one mesh, 2 stitches across. Row 1 is the bottom row. Right-side rows are read right to left, wrong-side rows left to right: each row's number stands at the end it begins from. This sheet: columns 1 to 35 counted from the right, rows 1 to 38. Sheet 1 is the corner row 1 begins in; the sheets are in the order the rows are worked. A heavy row number stands at the end that row begins from; a light one marks a row that begins on the sheet beside this one. The shaded squares are on the next sheet as well, beside this one or above it.

Open: an open mesh Filled: a block

< continues on the sheet to the left



For your own crochet, gifts and handmade pieces you sell. Do not resell or share this PDF or copies of it.

Filet chart, sheet 2 of 4

69 squares wide and 75 tall. One square is one mesh, 2 stitches across. Row 1 is the bottom row. Right-side rows are read right to left, wrong-side rows left to right: each row's number stands at the end it begins from. This sheet: columns 34 to 69 counted from the right, rows 1 to 38. Sheet 1 is the corner row 1 begins in; the sheets are in the order the rows are worked. A heavy row number stands at the end that row begins from; a light one marks a row that begins on the sheet beside this one. The shaded squares are on the next sheet as well, beside this one or above it.

Open: an open mesh

Filled: a block

continues on the sheet to the right >



For your own crochet, gifts and handmade pieces you sell. Do not resell or share this PDF or copies of it.

Filet chart, sheet 3 of 4

69 squares wide and 75 tall. One square is one mesh, 2 stitches across. Row 1 is the bottom row. Right-side rows are read right to left, wrong-side rows left to right: each row's number stands at the end it begins from. This sheet: columns 1 to 35 counted from the right, rows 37 to 75. Sheet 1 is the corner row 1 begins in; the sheets are in the order the rows are worked. A heavy row number stands at the end that row begins from; a light one marks a row that begins on the sheet beside this one. The shaded squares are on the next sheet as well, beside this one or above it.

Open: an open mesh Filled: a block

< continues on the sheet to the left



For your own crochet, gifts and handmade pieces you sell. Do not resell or share this PDF or copies of it.

Filet chart, sheet 4 of 4

69 squares wide and 75 tall. One square is one mesh, 2 stitches across. Row 1 is the bottom row. Right-side rows are read right to left, wrong-side rows left to right: each row's number stands at the end it begins from. This sheet: columns 34 to 69 counted from the right, rows 37 to 75. Sheet 1 is the corner row 1 begins in; the sheets are in the order the rows are worked. A heavy row number stands at the end that row begins from; a light one marks a row that begins on the sheet beside this one. The shaded squares are on the next sheet as well, beside this one or above it.

Open: an open mesh Filled: a block

continues on the sheet to the right >



For your own crochet, gifts and handmade pieces you sell. Do not resell or share this PDF or copies of it.

Instructions

Standard. US terms.

ch chain, **sl st** slip stitch, **sc** single crochet (UK double crochet), **dc** double crochet (UK treble), **rnd** round, **sp** space, **st** stitch.

sk skip, **RS** right side, the one that shows, **WS** wrong side, the back.

3 sc in next st: all in one stitch. **dc in next 3 sts**: one in each. **ch-1 sp**: the gap under the one chain; the hook goes in the gap.

[ ] 68 times: work what is inside 68 times in all.

(70 dc, 69 ch-1 sps): the stitches you have when the row is done. **How to read a graph**.

Baby blanket

☐ **Foundation**	Ch 142.
☐ **Row 1 (RS)**	Dc in 6th ch from hook (skipped chs count as dc and ch-1 sp), **[**ch 1, sk next ch, dc in next ch**] 68 times** (70 dc, 69 ch-1 sps) *On the chart, right to left: 69 open.*
☐ **Row 2 (WS)**	Ch 4 (counts as dc and ch-1 sp), turn; sk next ch-1 sp, **[**dc in next st, ch 1, sk next ch-1 sp**] 68 times**, dc in 3rd ch of turning ch (70 dc, 69 ch-1 sps) *On the chart, left to right: 69 open.*
☐ **Row 3 (RS)**	Ch 4 (counts as dc and ch-1 sp), turn; sk next ch-1 sp, dc in next st, **[**ch 1, sk next ch-1 sp, dc in next st**] 3 times**, **[**dc in next ch-1 sp, dc in next st, **[**ch 1, sk next ch-1 sp, dc in next st**] 5 times] 10 times**, dc in next ch-1 sp, dc in next st, **[**ch 1, sk next ch-1 sp, dc in next st**] 3 times**, ch 1, sk next ch-1 sp, dc in 3rd ch of turning ch (81 dc, 58 ch-1 sps) *On the chart, right to left: 4 open, 1 filled, 5 open, 1 filled, 5 open, 1 filled, 5 open, 1 filled, 5 open, 1 filled, 5 open, 1 filled, 5 open, 1 filled, 5 open, 1 filled, 5 open, 1 filled, 5 open, 1 filled, 4 open.*
☐ **Row 4 (WS)**	Ch 4 (counts as dc and ch-1 sp), turn; sk next ch-1 sp, dc in next st, **[**ch 1, sk next ch-1 sp, dc in next st**] 2 times**, **[**dc in next ch-1 sp, dc in next 3 sts, dc in next ch-1 sp, dc in next st, **[**ch 1, sk next ch-1 sp, dc in next st**] 3 times] 10 times**, dc in next ch-1 sp, dc in next 3 sts, dc in next ch-1 sp, dc in next st, **[**ch 1, sk next ch-1 sp, dc in next st**] 2 times**, ch 1, sk next ch-1 sp, dc in 3rd ch of turning ch (103 dc, 36 ch-1 sps) *On the chart, left to right: 3 open, 3 filled, 3 open, 3 filled, 3 open, 3 filled, 3 open, 3 filled, 3 open, 3 filled, 3 open, 3 filled, 3 open, 3 filled, 3 open, 3 filled, 3 open, 3 filled, 3 open, 3 filled, 3 open, 3 filled, 3 open.*
☐ **Row 5 (RS)**	Ch 4 (counts as dc and ch-1 sp), turn; sk next ch-1 sp, dc in next st, **[**ch 1, sk next ch-1 sp, dc in next st, dc in next ch-1 sp, dc in next 7 sts, dc in next ch-1 sp, dc in next st**] 11 times**, ch 1, sk next ch-1 sp, dc in next st, ch 1, sk next ch-1 sp, dc in 3rd ch of turning ch (125 dc, 14 ch-1 sps) *On the chart, right to left: 2 open, 5 filled, 1 open, 5 filled, 1 open, 5 filled, 1 open, 5 filled, 1 open, 5 filled, 1 open, 5 filled, 1 open, 5 filled, 1 open, 5 filled, 1 open, 5 filled, 1 open, 5 filled, 1 open, 5 filled, 2 open.*

For your own crochet, gifts and handmade pieces you sell. Do not resell or share this PDF or copies of it.

☐ **Row 6 (WS)**

Ch 4 (counts as dc and ch-1 sp), turn; sk next ch-1 sp, dc in next st,
[ch 1, sk next ch-1 sp, dc in next st, ch 1, sk next st, dc in next 7 sts, ch 1, sk next st, dc in next st**] 11 times**,
ch 1, sk next ch-1 sp, dc in next st, ch 1, sk next ch-1 sp, dc in 3rd ch of turning ch
(103 dc, 36 ch-1 sps)

On the chart, left to right: 3 open, 3 filled, 3 open, 3 filled, 3 open, 3 filled, 3 open, 3 filled, 3 open, 3 filled, 3 open, 3 filled, 3 open, 3 filled, 3 open, 3 filled, 3 open, 3 filled, 3 open, 3 filled, 3 open, 3 filled, 3 open, 3 filled, 3 open.

☐ **Row 7 (RS)**

Ch 4 (counts as dc and ch-1 sp), turn; sk next ch-1 sp, dc in next st,
[ch 1, sk next ch-1 sp, dc in next st**] 2 times**,
[ch 1, sk next st, dc in next 3 sts, ch 1, sk next st, dc in next st,
[ch 1, sk next ch-1 sp, dc in next st**] 3 times] 10 times**,
ch 1, sk next st, dc in next 3 sts, ch 1, sk next st, dc in next st,
[ch 1, sk next ch-1 sp, dc in next st**] 2 times**, ch 1, sk next ch-1 sp,
dc in 3rd ch of turning ch
(81 dc, 58 ch-1 sps)

On the chart, right to left: 4 open, 1 filled, 5 open, 1 filled, 5 open, 1 filled, 5 open, 1 filled, 5 open, 1 filled, 5 open, 1 filled, 5 open, 1 filled, 5 open, 1 filled, 5 open, 1 filled, 5 open, 1 filled, 5 open, 1 filled, 4 open.

Stop and measure now, after row 7. Width, across the middle of the rows and not along the chain edge: about 32¾ in (83 cm). If it is wider, start again with a smaller hook; if it is narrower, with a larger one. If only the chain edge is tight, make the chain with a larger hook.

☐ **Row 8 (WS)**

Ch 4 (counts as dc and ch-1 sp), turn; sk next ch-1 sp, dc in next st,
[ch 1, sk next ch-1 sp, dc in next st**] 3 times**,
[ch 1, sk next st, dc in next st, **[**ch 1, sk next ch-1 sp, dc in next st**] 5 times] 10 times**,
ch 1, sk next st, dc in next st, **[**ch 1, sk next ch-1 sp, dc in next st**] 3 times**, ch 1,
sk next ch-1 sp, dc in 3rd ch of turning ch
(70 dc, 69 ch-1 sps)

On the chart, left to right: 69 open.

☐ **Row 9 (RS)**

Ch 4 (counts as dc and ch-1 sp), turn; sk next ch-1 sp, dc in next st,
[ch 1, sk next ch-1 sp, dc in next st**] 3 times**, dc in next ch-1 sp, dc in next st,
[ch 1, sk next ch-1 sp, dc in next st**] 3 times**,
[dc in next ch-1 sp, dc in next st**] 53 times**,
[ch 1, sk next ch-1 sp, dc in next st**] 3 times**, dc in next ch-1 sp, dc in next st,
[ch 1, sk next ch-1 sp, dc in next st**] 3 times**, ch 1, sk next ch-1 sp,
dc in 3rd ch of turning ch
(125 dc, 14 ch-1 sps)

On the chart, right to left: 4 open, 1 filled, 3 open, 53 filled, 3 open, 1 filled, 4 open.

☐ **Row 10 (WS)**

Ch 4 (counts as dc and ch-1 sp), turn; sk next ch-1 sp, dc in next st,
[ch 1, sk next ch-1 sp, dc in next st**] 2 times**, dc in next ch-1 sp, dc in next 3 sts,
dc in next ch-1 sp, dc in next st, **[**ch 1, sk next ch-1 sp, dc in next st**] 2 times**,
dc in next 2 sts, **[**ch 1, sk next st, dc in next st**] 51 times**, dc in next 2 sts,
[ch 1, sk next ch-1 sp, dc in next st**] 2 times**, dc in next ch-1 sp, dc in next 3 sts,
dc in next ch-1 sp, dc in next st, **[**ch 1, sk next ch-1 sp, dc in next st**] 2 times**, ch 1,
sk next ch-1 sp, dc in 3rd ch of turning ch
(78 dc, 61 ch-1 sps)

On the chart, left to right: 3 open, 3 filled, 2 open, 1 filled, 51 open, 1 filled, 2 open, 3 filled, 3 open.

For your own crochet, gifts and handmade pieces you sell. Do not resell or share this PDF or copies of it.

☐ **Row 11 (RS)**

Ch 4 (counts as dc and ch-1 sp), turn; sk next ch-1 sp, dc in next st, ch 1,
sk next ch-1 sp, dc in next st, dc in next ch-1 sp, dc in next 7 sts, dc in next ch-1 sp,
dc in next st, ch 1, sk next ch-1 sp, dc in next 3 sts,
[ch 1, sk next ch-1 sp, dc in next st**] 51 times**, dc in next 2 sts, ch 1,
sk next ch-1 sp, dc in next st, dc in next ch-1 sp, dc in next 7 sts, dc in next ch-1 sp,
dc in next st, ch 1, sk next ch-1 sp, dc in next st, ch 1, sk next ch-1 sp,
dc in 3rd ch of turning ch (82 dc, 57 ch-1 sps)

On the chart, right to left: 2 open, 5 filled, 1 open, 1 filled, 51 open, 1 filled, 1 open, 5 filled, 2 open.

☐ **Row 12 (WS)**

Ch 4 (counts as dc and ch-1 sp), turn; sk next ch-1 sp, dc in next st, ch 1,
sk next ch-1 sp, dc in next st, ch 1, sk next st, dc in next 7 sts, ch 1, sk next st,
dc in next st, ch 1, sk next ch-1 sp, dc in next 3 sts,
[ch 1, sk next ch-1 sp, dc in next st**] 51 times**, dc in next 2 sts, ch 1,
sk next ch-1 sp, dc in next st, ch 1, sk next st, dc in next 7 sts, ch 1, sk next st,
dc in next st, ch 1, sk next ch-1 sp, dc in next st, ch 1, sk next ch-1 sp,
dc in 3rd ch of turning ch (78 dc, 61 ch-1 sps)

On the chart, left to right: 3 open, 3 filled, 2 open, 1 filled, 51 open, 1 filled, 2 open, 3 filled, 3 open.

☐ **Row 13 (RS)**

Ch 4 (counts as dc and ch-1 sp), turn; sk next ch-1 sp, dc in next st,
[ch 1, sk next ch-1 sp, dc in next st**] 2 times**, ch 1, sk next st, dc in next 3 sts,
ch 1, sk next st, dc in next st, **[**ch 1, sk next ch-1 sp, dc in next st**] 2 times**,
dc in next 2 sts, **[**ch 1, sk next ch-1 sp, dc in next st**] 6 times**, dc in next ch-1 sp,
dc in next st, **[**ch 1, sk next ch-1 sp, dc in next st**] 37 times**, dc in next ch-1 sp,
dc in next st, **[**ch 1, sk next ch-1 sp, dc in next st**] 6 times**, dc in next 2 sts,
[ch 1, sk next ch-1 sp, dc in next st**] 2 times**, ch 1, sk next st, dc in next 3 sts,
ch 1, sk next st, dc in next st, **[**ch 1, sk next ch-1 sp, dc in next st**] 2 times**, ch 1,
sk next ch-1 sp, dc in 3rd ch of turning ch (76 dc, 63 ch-1 sps)

On the chart, right to left: 4 open, 1 filled, 3 open, 1 filled, 6 open, 1 filled, 37 open, 1 filled, 6 open, 1 filled, 3 open, 1 filled, 4 open.

☐ **Row 14 (WS)**

Ch 4 (counts as dc and ch-1 sp), turn; sk next ch-1 sp, dc in next st,
[ch 1, sk next ch-1 sp, dc in next st**] 3 times**, ch 1, sk next st, dc in next st,
[ch 1, sk next ch-1 sp, dc in next st**] 3 times**, dc in next 2 sts,
[ch 1, sk next ch-1 sp, dc in next st**] 5 times**, dc in next ch-1 sp, dc in next 3 sts,
dc in next ch-1 sp, dc in next st, **[**ch 1, sk next ch-1 sp, dc in next st**] 35 times**,
dc in next ch-1 sp, dc in next 3 sts, dc in next ch-1 sp, dc in next st,
[ch 1, sk next ch-1 sp, dc in next st**] 5 times**, dc in next 2 sts,
[ch 1, sk next ch-1 sp, dc in next st**] 3 times**, ch 1, sk next st, dc in next st,
[ch 1, sk next ch-1 sp, dc in next st**] 3 times**, ch 1, sk next ch-1 sp,
dc in 3rd ch of turning ch (78 dc, 61 ch-1 sps)

On the chart, left to right: 8 open, 1 filled, 5 open, 3 filled, 35 open, 3 filled, 5 open, 1 filled, 8 open.

☐ **Row 15 (RS)**

Ch 4 (counts as dc and ch-1 sp), turn; sk next ch-1 sp, dc in next st,
[ch 1, sk next ch-1 sp, dc in next st**] 3 times**, dc in next ch-1 sp, dc in next st,
[ch 1, sk next ch-1 sp, dc in next st**] 3 times**, dc in next 2 sts,
[ch 1, sk next ch-1 sp, dc in next st**] 4 times**, dc in next ch-1 sp, dc in next 7 sts,
dc in next ch-1 sp, dc in next st, **[**ch 1, sk next ch-1 sp, dc in next st**] 33 times**,
dc in next ch-1 sp, dc in next 7 sts, dc in next ch-1 sp, dc in next st,
[ch 1, sk next ch-1 sp, dc in next st**] 4 times**, dc in next 2 sts,
[ch 1, sk next ch-1 sp, dc in next st**] 3 times**, dc in next ch-1 sp, dc in next st,
[ch 1, sk next ch-1 sp, dc in next st**] 3 times**, ch 1, sk next ch-1 sp,
dc in 3rd ch of turning ch (84 dc, 55 ch-1 sps)

On the chart, right to left: 4 open, 1 filled, 3 open, 1 filled, 4 open, 5 filled, 33 open, 5 filled, 4 open, 1 filled, 3 open, 1 filled, 4 open.

For your own crochet, gifts and handmade pieces you sell. Do not resell or share this PDF or copies of it.

☐ **Row 16 (WS)**

Ch 4 (counts as dc and ch-1 sp), turn; sk next ch-1 sp, dc in next st,
[ch 1, sk next ch-1 sp, dc in next st**] 2 times**, dc in next ch-1 sp, dc in next 3 sts,
dc in next ch-1 sp, dc in next st, **[**ch 1, sk next ch-1 sp, dc in next st**] 2 times**,
dc in next 2 sts, **[**ch 1, sk next ch-1 sp, dc in next st**] 3 times**, dc in next ch-1 sp,
dc in next 11 sts, dc in next ch-1 sp, dc in next st,
[ch 1, sk next ch-1 sp, dc in next st**] 14 times**,
[dc in next ch-1 sp, dc in next st**] 3 times**,
[ch 1, sk next ch-1 sp, dc in next st**] 14 times**, dc in next ch-1 sp, dc in next 11 sts,
dc in next ch-1 sp, dc in next st, **[**ch 1, sk next ch-1 sp, dc in next st**] 3 times**,
dc in next 2 sts, **[**ch 1, sk next ch-1 sp, dc in next st**] 2 times**, dc in next ch-1 sp,
dc in next 3 sts, dc in next ch-1 sp, dc in next st,
[ch 1, sk next ch-1 sp, dc in next st**] 2 times**, ch 1, sk next ch-1 sp,
dc in 3rd ch of turning ch (95 dc, 44 ch-1 sps)

On the chart, left to right: 3 open, 3 filled, 2 open, 1 filled, 3 open, 7 filled, 14 open, 3 filled, 14 open, 7 filled, 3 open, 1 filled, 2 open, 3 filled, 3 open.

☐ **Row 17 (RS)**

Ch 4 (counts as dc and ch-1 sp), turn; sk next ch-1 sp, dc in next st, ch 1,
sk next ch-1 sp, dc in next st, dc in next ch-1 sp, dc in next 7 sts, dc in next ch-1 sp,
dc in next st, ch 1, sk next ch-1 sp, dc in next 3 sts,
[ch 1, sk next ch-1 sp, dc in next st**] 3 times**, ch 1, sk next st, dc in next 11 sts,
ch 1, sk next st, dc in next st, **[**ch 1, sk next ch-1 sp, dc in next st**] 13 times**,
dc in next ch-1 sp, dc in next 7 sts, dc in next ch-1 sp, dc in next st,
[ch 1, sk next ch-1 sp, dc in next st**] 13 times**, ch 1, sk next st, dc in next 11 sts,
ch 1, sk next st, dc in next st, **[**ch 1, sk next ch-1 sp, dc in next st**] 3 times**,
dc in next 2 sts, ch 1, sk next ch-1 sp, dc in next st, dc in next ch-1 sp,
dc in next 7 sts, dc in next ch-1 sp, dc in next st, ch 1, sk next ch-1 sp, dc in next st,
ch 1, sk next ch-1 sp, dc in 3rd ch of turning ch (97 dc, 42 ch-1 sps)

On the chart, right to left: 2 open, 5 filled, 1 open, 1 filled, 4 open, 5 filled, 14 open, 5 filled, 14 open, 5 filled, 4 open, 1 filled, 1 open, 5 filled, 2 open.

☐ **Row 18 (WS)**

Ch 4 (counts as dc and ch-1 sp), turn; sk next ch-1 sp, dc in next st, ch 1,
sk next ch-1 sp, dc in next st, ch 1, sk next st, dc in next 7 sts, ch 1, sk next st,
dc in next st, ch 1, sk next ch-1 sp, dc in next 3 sts,
[ch 1, sk next ch-1 sp, dc in next st**] 4 times**, ch 1, sk next st, dc in next 7 sts,
ch 1, sk next st, dc in next st, **[**ch 1, sk next ch-1 sp, dc in next st**] 14 times**,
dc in next 10 sts, **[**ch 1, sk next ch-1 sp, dc in next st**] 14 times**, ch 1, sk next st,
dc in next 7 sts, ch 1, sk next st, dc in next st,
[ch 1, sk next ch-1 sp, dc in next st**] 4 times**, dc in next 2 sts, ch 1, sk next ch-1 sp,
dc in next st, ch 1, sk next st, dc in next 7 sts, ch 1, sk next st, dc in next st, ch 1,
sk next ch-1 sp, dc in next st, ch 1, sk next ch-1 sp, dc in 3rd ch of turning ch
(89 dc, 50 ch-1 sps)

On the chart, left to right: 3 open, 3 filled, 2 open, 1 filled, 5 open, 3 filled, 15 open, 5 filled, 15 open, 3 filled, 5 open, 1 filled, 2 open, 3 filled, 3 open.

For your own crochet, gifts and handmade pieces you sell. Do not resell or share this PDF or copies of it.

☐ **Row 19 (RS)**

Ch 4 (counts as dc and ch-1 sp), turn; sk next ch-1 sp, dc in next st,
[ch 1, sk next ch-1 sp, dc in next st**] 2 times**, ch 1, sk next st, dc in next 3 sts,
ch 1, sk next st, dc in next st, **[**ch 1, sk next ch-1 sp, dc in next st**] 2 times**,
dc in next 2 sts, **[**ch 1, sk next ch-1 sp, dc in next st**] 5 times**, ch 1, sk next st,
dc in next 3 sts, ch 1, sk next st, dc in next st,
[ch 1, sk next ch-1 sp, dc in next st**] 15 times**, dc in next 10 sts,
[ch 1, sk next ch-1 sp, dc in next st**] 15 times**, ch 1, sk next st, dc in next 3 sts,
ch 1, sk next st, dc in next st, **[**ch 1, sk next ch-1 sp, dc in next st**] 5 times**,
dc in next 2 sts, **[**ch 1, sk next ch-1 sp, dc in next st**] 2 times**, ch 1, sk next st,
dc in next 3 sts, ch 1, sk next st, dc in next st,
[ch 1, sk next ch-1 sp, dc in next st**] 2 times**, ch 1, sk next ch-1 sp,
dc in 3rd ch of turning ch (81 dc, 58 ch-1 sps)

On the chart, right to left: 4 open, 1 filled, 3 open, 1 filled, 6 open, 1 filled, 16 open, 5 filled, 16 open, 1 filled, 6 open, 1 filled, 3 open, 1 filled, 4 open.

☐ **Row 20 (WS)**

Ch 4 (counts as dc and ch-1 sp), turn; sk next ch-1 sp, dc in next st,
[ch 1, sk next ch-1 sp, dc in next st**] 3 times**, ch 1, sk next st, dc in next st,
[ch 1, sk next ch-1 sp, dc in next st**] 3 times**, dc in next 2 sts,
[ch 1, sk next ch-1 sp, dc in next st**] 6 times**, ch 1, sk next st, dc in next st,
[ch 1, sk next ch-1 sp, dc in next st**] 12 times**,
[dc in next ch-1 sp, dc in next st**] 3 times**, ch 1, sk next ch-1 sp, dc in next st, ch 1,
sk next st, dc in next 7 sts, ch 1, sk next st, dc in next st, ch 1, sk next ch-1 sp,
dc in next st, **[**dc in next ch-1 sp, dc in next st**] 3 times**,
[ch 1, sk next ch-1 sp, dc in next st**] 12 times**, ch 1, sk next st, dc in next st,
[ch 1, sk next ch-1 sp, dc in next st**] 6 times**, dc in next 2 sts,
[ch 1, sk next ch-1 sp, dc in next st**] 3 times**, ch 1, sk next st, dc in next st,
[ch 1, sk next ch-1 sp, dc in next st**] 3 times**, ch 1, sk next ch-1 sp,
dc in 3rd ch of turning ch (81 dc, 58 ch-1 sps)

On the chart, left to right: 8 open, 1 filled, 19 open, 3 filled, 2 open, 3 filled, 2 open, 3 filled, 19 open, 1 filled, 8 open.

☐ **Row 21 (RS)**

Ch 4 (counts as dc and ch-1 sp), turn; sk next ch-1 sp, dc in next st,
[ch 1, sk next ch-1 sp, dc in next st**] 3 times**, dc in next ch-1 sp, dc in next st,
[ch 1, sk next ch-1 sp, dc in next st**] 3 times**, dc in next 2 sts,
[ch 1, sk next ch-1 sp, dc in next st**] 18 times**, dc in next ch-1 sp, dc in next st,
[dc in next 6 sts, **[**dc in next ch-1 sp, dc in next st**] 2 times] 2 times**,
dc in next 6 sts, dc in next ch-1 sp, dc in next st,
[ch 1, sk next ch-1 sp, dc in next st**] 18 times**, dc in next 2 sts,
[ch 1, sk next ch-1 sp, dc in next st**] 3 times**, dc in next ch-1 sp, dc in next st,
[ch 1, sk next ch-1 sp, dc in next st**] 3 times**, ch 1, sk next ch-1 sp,
dc in 3rd ch of turning ch (89 dc, 50 ch-1 sps)

On the chart, right to left: 4 open, 1 filled, 3 open, 1 filled, 18 open, 15 filled, 18 open, 1 filled, 3 open, 1 filled, 4 open.

For your own crochet, gifts and handmade pieces you sell. Do not resell or share this PDF or copies of it.

☐ **Row 22 (WS)**

Ch 4 (counts as dc and ch-1 sp), turn; sk next ch-1 sp, dc in next st,
[ch 1, sk next ch-1 sp, dc in next st**] 2 times**, dc in next ch-1 sp, dc in next 3 sts,
dc in next ch-1 sp, dc in next st, **[**ch 1, sk next ch-1 sp, dc in next st**] 2 times**,
dc in next 2 sts, **[**ch 1, sk next ch-1 sp, dc in next st**] 18 times**, dc in next 30 sts,
[ch 1, sk next ch-1 sp, dc in next st**] 18 times**, dc in next 2 sts,
[ch 1, sk next ch-1 sp, dc in next st**] 2 times**, dc in next ch-1 sp, dc in next 3 sts,
dc in next ch-1 sp, dc in next st, **[**ch 1, sk next ch-1 sp, dc in next st**] 2 times**, ch 1,
sk next ch-1 sp, dc in 3rd ch of turning ch (93 dc, 46 ch-1 sps)

On the chart, left to right: 3 open, 3 filled, 2 open, 1 filled, 18 open, 15 filled, 18 open, 1 filled, 2 open, 3 filled, 3 open.

☐ **Row 23 (RS)**

Ch 4 (counts as dc and ch-1 sp), turn; sk next ch-1 sp, dc in next st, ch 1,
sk next ch-1 sp, dc in next st, dc in next ch-1 sp, dc in next 7 sts, dc in next ch-1 sp,
dc in next st, ch 1, sk next ch-1 sp, dc in next 3 sts,
[ch 1, sk next ch-1 sp, dc in next st**] 18 times**, dc in next 30 sts,
[ch 1, sk next ch-1 sp, dc in next st**] 18 times**, dc in next 2 sts, ch 1,
sk next ch-1 sp, dc in next st, dc in next ch-1 sp, dc in next 7 sts, dc in next ch-1 sp,
dc in next st, ch 1, sk next ch-1 sp, dc in next st, ch 1, sk next ch-1 sp,
dc in 3rd ch of turning ch (97 dc, 42 ch-1 sps)

On the chart, right to left: 2 open, 5 filled, 1 open, 1 filled, 18 open, 15 filled, 18 open, 1 filled, 1 open, 5 filled, 2 open.

☐ **Row 24 (WS)**

Ch 4 (counts as dc and ch-1 sp), turn; sk next ch-1 sp, dc in next st, ch 1,
sk next ch-1 sp, dc in next st, ch 1, sk next st, dc in next 7 sts, ch 1, sk next st,
dc in next st, ch 1, sk next ch-1 sp, dc in next 3 sts,
[ch 1, sk next ch-1 sp, dc in next st**] 18 times**, ch 1, sk next st, dc in next 7 sts,
ch 1, sk next st, dc in next 11 sts, ch 1, sk next st, dc in next 7 sts, ch 1, sk next st,
dc in next st, **[**ch 1, sk next ch-1 sp, dc in next st**] 18 times**, dc in next 2 sts, ch 1,
sk next ch-1 sp, dc in next st, ch 1, sk next st, dc in next 7 sts, ch 1, sk next st,
dc in next st, ch 1, sk next ch-1 sp, dc in next st, ch 1, sk next ch-1 sp,
dc in 3rd ch of turning ch (89 dc, 50 ch-1 sps)

On the chart, left to right: 3 open, 3 filled, 2 open, 1 filled, 19 open, 3 filled, 1 open, 5 filled, 1 open, 3 filled, 19 open, 1 filled, 2 open, 3 filled, 3 open.

☐ **Row 25 (RS)**

Ch 4 (counts as dc and ch-1 sp), turn; sk next ch-1 sp, dc in next st,
[ch 1, sk next ch-1 sp, dc in next st**] 2 times**, ch 1, sk next st, dc in next 3 sts,
ch 1, sk next st, dc in next st, **[**ch 1, sk next ch-1 sp, dc in next st**] 2 times**,
dc in next 2 sts, **[**ch 1, sk next ch-1 sp, dc in next st**] 19 times**,
[ch 1, sk next st, dc in next st**] 3 times**, ch 1, sk next ch-1 sp, dc in next 11 sts,
ch 1, sk next ch-1 sp, dc in next st, **[**ch 1, sk next st, dc in next st**] 3 times**,
[ch 1, sk next ch-1 sp, dc in next st**] 19 times**, dc in next 2 sts,
[ch 1, sk next ch-1 sp, dc in next st**] 2 times**, ch 1, sk next st, dc in next 3 sts,
ch 1, sk next st, dc in next st, **[**ch 1, sk next ch-1 sp, dc in next st**] 2 times**, ch 1,
sk next ch-1 sp, dc in 3rd ch of turning ch (79 dc, 60 ch-1 sps)

On the chart, right to left: 4 open, 1 filled, 3 open, 1 filled, 23 open, 5 filled, 23 open, 1 filled, 3 open, 1 filled, 4 open.

For your own crochet, gifts and handmade pieces you sell. Do not resell or share this PDF or copies of it.

☐ **Row 26 (WS)**

Ch 4 (counts as dc and ch-1 sp), turn; sk next ch-1 sp, dc in next st,
[ch 1, sk next ch-1 sp, dc in next st**] 3 times**, ch 1, sk next st, dc in next st,
[ch 1, sk next ch-1 sp, dc in next st**] 3 times**, dc in next 2 sts,
[ch 1, sk next ch-1 sp, dc in next st**] 23 times**, dc in next 10 sts,
[ch 1, sk next ch-1 sp, dc in next st**] 23 times**, dc in next 2 sts,
[ch 1, sk next ch-1 sp, dc in next st**] 3 times**, ch 1, sk next st, dc in next st,
[ch 1, sk next ch-1 sp, dc in next st**] 3 times**, ch 1, sk next ch-1 sp,
dc in 3rd ch of turning ch (77 dc, 62 ch-1 sps)

On the chart, left to right: 8 open, 1 filled, 23 open, 5 filled, 23 open, 1 filled, 8 open.

☐ **Row 27 (RS)**

Ch 4 (counts as dc and ch-1 sp), turn; sk next ch-1 sp, dc in next st,
[ch 1, sk next ch-1 sp, dc in next st**] 3 times**, dc in next ch-1 sp, dc in next st,
[ch 1, sk next ch-1 sp, dc in next st**] 3 times**, dc in next 2 sts,
[ch 1, sk next ch-1 sp, dc in next st**] 23 times**, dc in next 10 sts,
[ch 1, sk next ch-1 sp, dc in next st**] 23 times**, dc in next 2 sts,
[ch 1, sk next ch-1 sp, dc in next st**] 3 times**, dc in next ch-1 sp, dc in next st,
[ch 1, sk next ch-1 sp, dc in next st**] 3 times**, ch 1, sk next ch-1 sp,
dc in 3rd ch of turning ch (79 dc, 60 ch-1 sps)

On the chart, right to left: 4 open, 1 filled, 3 open, 1 filled, 23 open, 5 filled, 23 open, 1 filled, 3 open, 1 filled, 4 open.

☐ **Row 28 (WS)**

Ch 4 (counts as dc and ch-1 sp), turn; sk next ch-1 sp, dc in next st,
[ch 1, sk next ch-1 sp, dc in next st**] 2 times**, dc in next ch-1 sp, dc in next 3 sts,
dc in next ch-1 sp, dc in next st, **[**ch 1, sk next ch-1 sp, dc in next st**] 2 times**,
dc in next 2 sts, **[**ch 1, sk next ch-1 sp, dc in next st**] 23 times**, dc in next 10 sts,
[ch 1, sk next ch-1 sp, dc in next st**] 23 times**, dc in next 2 sts,
[ch 1, sk next ch-1 sp, dc in next st**] 2 times**, dc in next ch-1 sp, dc in next 3 sts,
dc in next ch-1 sp, dc in next st, **[**ch 1, sk next ch-1 sp, dc in next st**] 2 times**, ch 1,
sk next ch-1 sp, dc in 3rd ch of turning ch (83 dc, 56 ch-1 sps)

On the chart, left to right: 3 open, 3 filled, 2 open, 1 filled, 23 open, 5 filled, 23 open, 1 filled, 2 open, 3 filled, 3 open.

☐ **Row 29 (RS)**

Ch 4 (counts as dc and ch-1 sp), turn; sk next ch-1 sp, dc in next st, ch 1,
sk next ch-1 sp, dc in next st, dc in next ch-1 sp, dc in next 7 sts, dc in next ch-1 sp,
dc in next st, ch 1, sk next ch-1 sp, dc in next 3 sts,
[ch 1, sk next ch-1 sp, dc in next st**] 23 times**, dc in next 10 sts,
[ch 1, sk next ch-1 sp, dc in next st**] 23 times**, dc in next 2 sts, ch 1,
sk next ch-1 sp, dc in next st, dc in next ch-1 sp, dc in next 7 sts, dc in next ch-1 sp,
dc in next st, ch 1, sk next ch-1 sp, dc in next st, ch 1, sk next ch-1 sp,
dc in 3rd ch of turning ch (87 dc, 52 ch-1 sps)

On the chart, right to left: 2 open, 5 filled, 1 open, 1 filled, 23 open, 5 filled, 23 open, 1 filled, 1 open, 5 filled, 2 open.

☐ **Row 30 (WS)**

Ch 4 (counts as dc and ch-1 sp), turn; sk next ch-1 sp, dc in next st, ch 1,
sk next ch-1 sp, dc in next st, ch 1, sk next st, dc in next 7 sts, ch 1, sk next st,
dc in next st, ch 1, sk next ch-1 sp, dc in next 3 sts,
[ch 1, sk next ch-1 sp, dc in next st**] 23 times**, dc in next 10 sts,
[ch 1, sk next ch-1 sp, dc in next st**] 23 times**, dc in next 2 sts, ch 1,
sk next ch-1 sp, dc in next st, ch 1, sk next st, dc in next 7 sts, ch 1, sk next st,
dc in next st, ch 1, sk next ch-1 sp, dc in next st, ch 1, sk next ch-1 sp,
dc in 3rd ch of turning ch (83 dc, 56 ch-1 sps)

On the chart, left to right: 3 open, 3 filled, 2 open, 1 filled, 23 open, 5 filled, 23 open, 1 filled, 2 open, 3 filled, 3 open.

For your own crochet, gifts and handmade pieces you sell. Do not resell or share this PDF or copies of it.

☐ **Row 31 (RS)**

Ch 4 (counts as dc and ch-1 sp), turn; sk next ch-1 sp, dc in next st,
[ch 1, sk next ch-1 sp, dc in next st**] 2 times**, ch 1, sk next st, dc in next 3 sts,
ch 1, sk next st, dc in next st, **[**ch 1, sk next ch-1 sp, dc in next st**] 2 times**,
dc in next 2 sts, **[**ch 1, sk next ch-1 sp, dc in next st**] 23 times**, dc in next 10 sts,
[ch 1, sk next ch-1 sp, dc in next st**] 23 times**, dc in next 2 sts,
[ch 1, sk next ch-1 sp, dc in next st**] 2 times**, ch 1, sk next st, dc in next 3 sts,
ch 1, sk next st, dc in next st, **[**ch 1, sk next ch-1 sp, dc in next st**] 2 times**, ch 1,
sk next ch-1 sp, dc in 3rd ch of turning ch (79 dc, 60 ch-1 sps)

On the chart, right to left: 4 open, 1 filled, 3 open, 1 filled, 23 open, 5 filled, 23 open, 1 filled, 3 open, 1 filled, 4 open.

☐ **Row 32 (WS)**

Ch 4 (counts as dc and ch-1 sp), turn; sk next ch-1 sp, dc in next st,
[ch 1, sk next ch-1 sp, dc in next st**] 3 times**, ch 1, sk next st, dc in next st,
[ch 1, sk next ch-1 sp, dc in next st**] 3 times**, dc in next 2 sts,
[ch 1, sk next ch-1 sp, dc in next st**] 23 times**, dc in next 10 sts,
[ch 1, sk next ch-1 sp, dc in next st**] 23 times**, dc in next 2 sts,
[ch 1, sk next ch-1 sp, dc in next st**] 3 times**, ch 1, sk next st, dc in next st,
[ch 1, sk next ch-1 sp, dc in next st**] 3 times**, ch 1, sk next ch-1 sp,
dc in 3rd ch of turning ch (77 dc, 62 ch-1 sps)

On the chart, left to right: 8 open, 1 filled, 23 open, 5 filled, 23 open, 1 filled, 8 open.

☐ **Row 33 (RS)**

Ch 4 (counts as dc and ch-1 sp), turn; sk next ch-1 sp, dc in next st,
[ch 1, sk next ch-1 sp, dc in next st**] 3 times**, dc in next ch-1 sp, dc in next st,
[ch 1, sk next ch-1 sp, dc in next st**] 3 times**, dc in next 2 sts,
[ch 1, sk next ch-1 sp, dc in next st**] 23 times**, dc in next 10 sts,
[ch 1, sk next ch-1 sp, dc in next st**] 23 times**, dc in next 2 sts,
[ch 1, sk next ch-1 sp, dc in next st**] 3 times**, dc in next ch-1 sp, dc in next st,
[ch 1, sk next ch-1 sp, dc in next st**] 3 times**, ch 1, sk next ch-1 sp,
dc in 3rd ch of turning ch (79 dc, 60 ch-1 sps)

On the chart, right to left: 4 open, 1 filled, 3 open, 1 filled, 23 open, 5 filled, 23 open, 1 filled, 3 open, 1 filled, 4 open.

☐ **Row 34 (WS)**

Ch 4 (counts as dc and ch-1 sp), turn; sk next ch-1 sp, dc in next st,
[ch 1, sk next ch-1 sp, dc in next st**] 2 times**, dc in next ch-1 sp, dc in next 3 sts,
dc in next ch-1 sp, dc in next st, **[**ch 1, sk next ch-1 sp, dc in next st**] 2 times**,
dc in next 2 sts, **[**ch 1, sk next ch-1 sp, dc in next st**] 12 times**,
[dc in next ch-1 sp, dc in next st**] 3 times**,
[ch 1, sk next ch-1 sp, dc in next st**] 8 times**, dc in next 10 sts,
[ch 1, sk next ch-1 sp, dc in next st**] 8 times**,
[dc in next ch-1 sp, dc in next st**] 3 times**,
[ch 1, sk next ch-1 sp, dc in next st**] 12 times**, dc in next 2 sts,
[ch 1, sk next ch-1 sp, dc in next st**] 2 times**, dc in next ch-1 sp, dc in next 3 sts,
dc in next ch-1 sp, dc in next st, **[**ch 1, sk next ch-1 sp, dc in next st**] 2 times**, ch 1,
sk next ch-1 sp, dc in 3rd ch of turning ch (89 dc, 50 ch-1 sps)

On the chart, left to right: 3 open, 3 filled, 2 open, 1 filled, 12 open, 3 filled, 8 open, 5 filled, 8 open, 3 filled, 12 open, 1 filled, 2 open, 3 filled, 3 open.

For your own crochet, gifts and handmade pieces you sell. Do not resell or share this PDF or copies of it.

☐ **Row 35 (RS)**

Ch 4 (counts as dc and ch-1 sp), turn; sk next ch-1 sp, dc in next st, ch 1,
sk next ch-1 sp, dc in next st, dc in next ch-1 sp, dc in next 7 sts, dc in next ch-1 sp,
dc in next st, ch 1, sk next ch-1 sp, dc in next 3 sts,
[ch 1, sk next ch-1 sp, dc in next st**] 11 times**, dc in next ch-1 sp, dc in next 7 sts,
dc in next ch-1 sp, dc in next st, **[**ch 1, sk next ch-1 sp, dc in next st**] 7 times**,
dc in next 10 sts, **[**ch 1, sk next ch-1 sp, dc in next st**] 7 times**, dc in next ch-1 sp,
dc in next 7 sts, dc in next ch-1 sp, dc in next st,
[ch 1, sk next ch-1 sp, dc in next st**] 11 times**, dc in next 2 sts, ch 1,
sk next ch-1 sp, dc in next st, dc in next ch-1 sp, dc in next 7 sts, dc in next ch-1 sp,
dc in next st, ch 1, sk next ch-1 sp, dc in next st, ch 1, sk next ch-1 sp,
dc in 3rd ch of turning ch (97 dc, 42 ch-1 sps)

On the chart, right to left: 2 open, 5 filled, 1 open, 1 filled, 11 open, 5 filled, 7 open, 5 filled, 7 open, 5 filled, 11 open, 1 filled, 1 open, 5 filled, 2 open.

☐ **Row 36 (WS)**

Ch 4 (counts as dc and ch-1 sp), turn; sk next ch-1 sp, dc in next st, ch 1,
sk next ch-1 sp, dc in next st, ch 1, sk next st, dc in next 7 sts, ch 1, sk next st,
dc in next st, ch 1, sk next ch-1 sp, dc in next 3 sts,
[ch 1, sk next ch-1 sp, dc in next st**] 11 times**,
[dc in next 10 sts, **[**ch 1, sk next ch-1 sp, dc in next st**] 7 times] 2 times**,
dc in next 10 sts, **[**ch 1, sk next ch-1 sp, dc in next st**] 11 times**, dc in next 2 sts,
ch 1, sk next ch-1 sp, dc in next st, ch 1, sk next st, dc in next 7 sts, ch 1, sk next st,
dc in next st, ch 1, sk next ch-1 sp, dc in next st, ch 1, sk next ch-1 sp,
dc in 3rd ch of turning ch (93 dc, 46 ch-1 sps)

On the chart, left to right: 3 open, 3 filled, 2 open, 1 filled, 11 open, 5 filled, 7 open, 5 filled, 7 open, 5 filled, 11 open, 1 filled, 2 open, 3 filled, 3 open.

☐ **Row 37 (RS)**

Ch 4 (counts as dc and ch-1 sp), turn; sk next ch-1 sp, dc in next st,
[ch 1, sk next ch-1 sp, dc in next st**] 2 times**, ch 1, sk next st, dc in next 3 sts,
ch 1, sk next st, dc in next st, **[**ch 1, sk next ch-1 sp, dc in next st**] 2 times**,
dc in next 2 sts, **[**ch 1, sk next ch-1 sp, dc in next st**] 11 times**,
[dc in next 10 sts, **[**ch 1, sk next ch-1 sp, dc in next st**] 7 times] 2 times**,
dc in next 10 sts, **[**ch 1, sk next ch-1 sp, dc in next st**] 11 times**, dc in next 2 sts,
[ch 1, sk next ch-1 sp, dc in next st**] 2 times**, ch 1, sk next st, dc in next 3 sts,
ch 1, sk next st, dc in next st, **[**ch 1, sk next ch-1 sp, dc in next st**] 2 times**, ch 1,
sk next ch-1 sp, dc in 3rd ch of turning ch (89 dc, 50 ch-1 sps)

On the chart, right to left: 4 open, 1 filled, 3 open, 1 filled, 11 open, 5 filled, 7 open, 5 filled, 7 open, 5 filled, 11 open, 1 filled, 3 open, 1 filled, 4 open.

☐ **Row 38 (WS)**

Ch 4 (counts as dc and ch-1 sp), turn; sk next ch-1 sp, dc in next st,
[ch 1, sk next ch-1 sp, dc in next st**] 3 times**, ch 1, sk next st, dc in next st,
[ch 1, sk next ch-1 sp, dc in next st**] 3 times**, dc in next 2 sts,
[ch 1, sk next ch-1 sp, dc in next st**] 11 times**, ch 1, sk next st, dc in next 7 sts,
ch 1, sk next st, dc in next st, **[**ch 1, sk next ch-1 sp, dc in next st**] 7 times**,
dc in next 10 sts, **[**ch 1, sk next ch-1 sp, dc in next st**] 7 times**, ch 1, sk next st,
dc in next 7 sts, ch 1, sk next st, dc in next st,
[ch 1, sk next ch-1 sp, dc in next st**] 11 times**, dc in next 2 sts,
[ch 1, sk next ch-1 sp, dc in next st**] 3 times**, ch 1, sk next st, dc in next st,
[ch 1, sk next ch-1 sp, dc in next st**] 3 times**, ch 1, sk next ch-1 sp,
dc in 3rd ch of turning ch (83 dc, 56 ch-1 sps)

On the chart, left to right: 8 open, 1 filled, 12 open, 3 filled, 8 open, 5 filled, 8 open, 3 filled, 12 open, 1 filled, 8 open.

For your own crochet, gifts and handmade pieces you sell. Do not resell or share this PDF or copies of it.

☐ **Row 39 (RS)**

Ch 4 (counts as dc and ch-1 sp), turn; sk next ch-1 sp, dc in next st,
[ch 1, sk next ch-1 sp, dc in next st**] 3 times**, dc in next ch-1 sp, dc in next st,
[ch 1, sk next ch-1 sp, dc in next st**] 3 times**, dc in next 2 sts,
[ch 1, sk next ch-1 sp, dc in next st**] 8 times**,
[dc in next ch-1 sp, dc in next st**] 3 times**, ch 1, sk next ch-1 sp, dc in next 7 sts,
[dc in next ch-1 sp, dc in next st**] 8 times**, dc in next 10 sts,
[dc in next ch-1 sp, dc in next st**] 8 times**, dc in next 6 sts, ch 1, sk next ch-1 sp,
dc in next st, **[**dc in next ch-1 sp, dc in next st**] 3 times**,
[ch 1, sk next ch-1 sp, dc in next st**] 8 times**, dc in next 2 sts,
[ch 1, sk next ch-1 sp, dc in next st**] 3 times**, dc in next ch-1 sp, dc in next st,
[ch 1, sk next ch-1 sp, dc in next st**] 3 times**, ch 1, sk next ch-1 sp,
dc in 3rd ch of turning ch (107 dc, 32 ch-1 sps)

On the chart, right to left: 4 open, 1 filled, 3 open, 1 filled, 8 open, 3 filled, 1 open, 27 filled, 1 open, 3 filled, 8 open, 1 filled, 3 open, 1 filled, 4 open.

☐ **Row 40 (WS)**

Ch 4 (counts as dc and ch-1 sp), turn; sk next ch-1 sp, dc in next st,
[ch 1, sk next ch-1 sp, dc in next st**] 2 times**, dc in next ch-1 sp, dc in next 3 sts,
dc in next ch-1 sp, dc in next st, **[**ch 1, sk next ch-1 sp, dc in next st**] 2 times**,
dc in next 2 sts, **[**ch 1, sk next ch-1 sp, dc in next st**] 7 times**, dc in next ch-1 sp,
dc in next 7 sts, dc in next ch-1 sp, dc in next 55 sts, dc in next ch-1 sp,
dc in next 7 sts, dc in next ch-1 sp, dc in next st,
[ch 1, sk next ch-1 sp, dc in next st**] 7 times**, dc in next 2 sts,
[ch 1, sk next ch-1 sp, dc in next st**] 2 times**, dc in next ch-1 sp, dc in next 3 sts,
dc in next ch-1 sp, dc in next st, **[**ch 1, sk next ch-1 sp, dc in next st**] 2 times**, ch 1,
sk next ch-1 sp, dc in 3rd ch of turning ch (115 dc, 24 ch-1 sps)

On the chart, left to right: 3 open, 3 filled, 2 open, 1 filled, 7 open, 37 filled, 7 open, 1 filled, 2 open, 3 filled, 3 open.

☐ **Row 41 (RS)**

Ch 4 (counts as dc and ch-1 sp), turn; sk next ch-1 sp, dc in next st, ch 1,
sk next ch-1 sp, dc in next st, dc in next ch-1 sp, dc in next 7 sts, dc in next ch-1 sp,
dc in next st, ch 1, sk next ch-1 sp, dc in next 3 sts,
[ch 1, sk next ch-1 sp, dc in next st**] 7 times**, dc in next 74 sts,
[ch 1, sk next ch-1 sp, dc in next st**] 7 times**, dc in next 2 sts, ch 1, sk next ch-1 sp,
dc in next st, dc in next ch-1 sp, dc in next 7 sts, dc in next ch-1 sp, dc in next st,
ch 1, sk next ch-1 sp, dc in next st, ch 1, sk next ch-1 sp, dc in 3rd ch of turning ch
(119 dc, 20 ch-1 sps)

On the chart, right to left: 2 open, 5 filled, 1 open, 1 filled, 7 open, 37 filled, 7 open, 1 filled, 1 open, 5 filled, 2 open.

☐ **Row 42 (WS)**

Ch 4 (counts as dc and ch-1 sp), turn; sk next ch-1 sp, dc in next st, ch 1,
sk next ch-1 sp, dc in next st, ch 1, sk next st, dc in next 7 sts, ch 1, sk next st,
dc in next st, ch 1, sk next ch-1 sp, dc in next 3 sts,
[ch 1, sk next ch-1 sp, dc in next st**] 7 times**, dc in next 74 sts,
[ch 1, sk next ch-1 sp, dc in next st**] 7 times**, dc in next 2 sts, ch 1, sk next ch-1 sp,
dc in next st, ch 1, sk next st, dc in next 7 sts, ch 1, sk next st, dc in next st, ch 1,
sk next ch-1 sp, dc in next st, ch 1, sk next ch-1 sp, dc in 3rd ch of turning ch
(115 dc, 24 ch-1 sps)

On the chart, left to right: 3 open, 3 filled, 2 open, 1 filled, 7 open, 37 filled, 7 open, 1 filled, 2 open, 3 filled, 3 open.

For your own crochet, gifts and handmade pieces you sell. Do not resell or share this PDF or copies of it.

☐ **Row 43 (RS)**

Ch 4 (counts as dc and ch-1 sp), turn; sk next ch-1 sp, dc in next st,
[ch 1, sk next ch-1 sp, dc in next st**] 2 times**, ch 1, sk next st, dc in next 3 sts,
ch 1, sk next st, dc in next st, **[**ch 1, sk next ch-1 sp, dc in next st**] 2 times**,
dc in next 2 sts, **[**ch 1, sk next ch-1 sp, dc in next st**] 7 times**, ch 1, sk next st,
dc in next 7 sts, ch 1, sk next st, dc in next 55 sts, ch 1, sk next st, dc in next 7 sts,
ch 1, sk next st, dc in next st, **[**ch 1, sk next ch-1 sp, dc in next st**] 7 times**,
dc in next 2 sts, **[**ch 1, sk next ch-1 sp, dc in next st**] 2 times**, ch 1, sk next st,
dc in next 3 sts, ch 1, sk next st, dc in next st,
[ch 1, sk next ch-1 sp, dc in next st**] 2 times**, ch 1, sk next ch-1 sp,
dc in 3rd ch of turning ch (107 dc, 32 ch-1 sps)

On the chart, right to left: 4 open, 1 filled, 3 open, 1 filled, 8 open, 3 filled, 1 open, 27 filled, 1 open, 3 filled, 8 open, 1 filled, 3 open, 1 filled, 4 open.

☐ **Row 44 (WS)**

Ch 4 (counts as dc and ch-1 sp), turn; sk next ch-1 sp, dc in next st,
[ch 1, sk next ch-1 sp, dc in next st**] 3 times**, ch 1, sk next st, dc in next st,
[ch 1, sk next ch-1 sp, dc in next st**] 3 times**, dc in next 2 sts,
[ch 1, sk next ch-1 sp, dc in next st**] 8 times**,
[ch 1, sk next st, dc in next st**] 3 times**, ch 1, sk next ch-1 sp, dc in next 7 sts,
[ch 1, sk next st, dc in next st**] 8 times**, dc in next 10 sts,
[ch 1, sk next st, dc in next st**] 8 times**, dc in next 6 sts, ch 1, sk next ch-1 sp,
dc in next st, **[**ch 1, sk next st, dc in next st**] 3 times**,
[ch 1, sk next ch-1 sp, dc in next st**] 8 times**, dc in next 2 sts,
[ch 1, sk next ch-1 sp, dc in next st**] 3 times**, ch 1, sk next st, dc in next st,
[ch 1, sk next ch-1 sp, dc in next st**] 3 times**, ch 1, sk next ch-1 sp,
dc in 3rd ch of turning ch (83 dc, 56 ch-1 sps)

On the chart, left to right: 8 open, 1 filled, 12 open, 3 filled, 8 open, 5 filled, 8 open, 3 filled, 12 open, 1 filled, 8 open.

☐ **Row 45 (RS)**

Ch 4 (counts as dc and ch-1 sp), turn; sk next ch-1 sp, dc in next st,
[ch 1, sk next ch-1 sp, dc in next st**] 3 times**, dc in next ch-1 sp, dc in next st,
[ch 1, sk next ch-1 sp, dc in next st**] 3 times**, dc in next 2 sts,
[ch 1, sk next ch-1 sp, dc in next st**] 11 times**, dc in next ch-1 sp, dc in next 7 sts,
dc in next ch-1 sp, dc in next st, **[**ch 1, sk next ch-1 sp, dc in next st**] 7 times**,
dc in next 10 sts, **[**ch 1, sk next ch-1 sp, dc in next st**] 7 times**, dc in next ch-1 sp,
dc in next 7 sts, dc in next ch-1 sp, dc in next st,
[ch 1, sk next ch-1 sp, dc in next st**] 11 times**, dc in next 2 sts,
[ch 1, sk next ch-1 sp, dc in next st**] 3 times**, dc in next ch-1 sp, dc in next st,
[ch 1, sk next ch-1 sp, dc in next st**] 3 times**, ch 1, sk next ch-1 sp,
dc in 3rd ch of turning ch (89 dc, 50 ch-1 sps)

On the chart, right to left: 4 open, 1 filled, 3 open, 1 filled, 11 open, 5 filled, 7 open, 5 filled, 7 open, 5 filled, 11 open, 1 filled, 3 open, 1 filled, 4 open.

☐ **Row 46 (WS)**

Ch 4 (counts as dc and ch-1 sp), turn; sk next ch-1 sp, dc in next st,
[ch 1, sk next ch-1 sp, dc in next st**] 2 times**, dc in next ch-1 sp, dc in next 3 sts,
dc in next ch-1 sp, dc in next st, **[**ch 1, sk next ch-1 sp, dc in next st**] 2 times**,
dc in next 2 sts, **[**ch 1, sk next ch-1 sp, dc in next st**] 11 times**,
[dc in next 10 sts, **[**ch 1, sk next ch-1 sp, dc in next st**] 7 times] 2 times**,
dc in next 10 sts, **[**ch 1, sk next ch-1 sp, dc in next st**] 11 times**, dc in next 2 sts,
[ch 1, sk next ch-1 sp, dc in next st**] 2 times**, dc in next ch-1 sp, dc in next 3 sts,
dc in next ch-1 sp, dc in next st, **[**ch 1, sk next ch-1 sp, dc in next st**] 2 times**, ch 1,
sk next ch-1 sp, dc in 3rd ch of turning ch (93 dc, 46 ch-1 sps)

On the chart, left to right: 3 open, 3 filled, 2 open, 1 filled, 11 open, 5 filled, 7 open, 5 filled, 7 open, 5 filled, 11 open, 1 filled, 2 open, 3 filled, 3 open.

For your own crochet, gifts and handmade pieces you sell. Do not resell or share this PDF or copies of it.

☐ **Row 47 (RS)**

Ch 4 (counts as dc and ch-1 sp), turn; sk next ch-1 sp, dc in next st, ch 1,
sk next ch-1 sp, dc in next st, dc in next ch-1 sp, dc in next 7 sts, dc in next ch-1 sp,
dc in next st, ch 1, sk next ch-1 sp, dc in next 3 sts,
[ch 1, sk next ch-1 sp, dc in next st**] 11 times**,
[dc in next 10 sts, **[**ch 1, sk next ch-1 sp, dc in next st**] 7 times] 2 times**,
dc in next 10 sts, **[**ch 1, sk next ch-1 sp, dc in next st**] 11 times**, dc in next 2 sts,
ch 1, sk next ch-1 sp, dc in next st, dc in next ch-1 sp, dc in next 7 sts,
dc in next ch-1 sp, dc in next st, ch 1, sk next ch-1 sp, dc in next st, ch 1,
sk next ch-1 sp, dc in 3rd ch of turning ch (97 dc, 42 ch-1 sps)

On the chart, right to left: 2 open, 5 filled, 1 open, 1 filled, 11 open, 5 filled, 7 open, 5 filled, 7 open, 5 filled, 11 open, 1 filled, 1 open, 5 filled, 2 open.

☐ **Row 48 (WS)**

Ch 4 (counts as dc and ch-1 sp), turn; sk next ch-1 sp, dc in next st, ch 1,
sk next ch-1 sp, dc in next st, ch 1, sk next st, dc in next 7 sts, ch 1, sk next st,
dc in next st, ch 1, sk next ch-1 sp, dc in next 3 sts,
[ch 1, sk next ch-1 sp, dc in next st**] 11 times**, ch 1, sk next st, dc in next 7 sts,
ch 1, sk next st, dc in next st, **[**ch 1, sk next ch-1 sp, dc in next st**] 7 times**,
dc in next 10 sts, **[**ch 1, sk next ch-1 sp, dc in next st**] 7 times**, ch 1, sk next st,
dc in next 7 sts, ch 1, sk next st, dc in next st,
[ch 1, sk next ch-1 sp, dc in next st**] 11 times**, dc in next 2 sts, ch 1,
sk next ch-1 sp, dc in next st, ch 1, sk next st, dc in next 7 sts, ch 1, sk next st,
dc in next st, ch 1, sk next ch-1 sp, dc in next st, ch 1, sk next ch-1 sp,
dc in 3rd ch of turning ch (89 dc, 50 ch-1 sps)

On the chart, left to right: 3 open, 3 filled, 2 open, 1 filled, 12 open, 3 filled, 8 open, 5 filled, 8 open, 3 filled, 12 open, 1 filled, 2 open, 3 filled, 3 open.

☐ **Row 49 (RS)**

Ch 4 (counts as dc and ch-1 sp), turn; sk next ch-1 sp, dc in next st,
[ch 1, sk next ch-1 sp, dc in next st**] 2 times**, ch 1, sk next st, dc in next 3 sts,
ch 1, sk next st, dc in next st, **[**ch 1, sk next ch-1 sp, dc in next st**] 2 times**,
dc in next 2 sts, **[**ch 1, sk next ch-1 sp, dc in next st**] 12 times**,
[ch 1, sk next st, dc in next st**] 3 times**,
[ch 1, sk next ch-1 sp, dc in next st**] 8 times**, dc in next 10 sts,
[ch 1, sk next ch-1 sp, dc in next st**] 8 times**,
[ch 1, sk next st, dc in next st**] 3 times**,
[ch 1, sk next ch-1 sp, dc in next st**] 12 times**, dc in next 2 sts,
[ch 1, sk next ch-1 sp, dc in next st**] 2 times**, ch 1, sk next st, dc in next 3 sts,
ch 1, sk next st, dc in next st, **[**ch 1, sk next ch-1 sp, dc in next st**] 2 times**, ch 1,
sk next ch-1 sp, dc in 3rd ch of turning ch (79 dc, 60 ch-1 sps)

On the chart, right to left: 4 open, 1 filled, 3 open, 1 filled, 23 open, 5 filled, 23 open, 1 filled, 3 open, 1 filled, 4 open.

☐ **Row 50 (WS)**

Ch 4 (counts as dc and ch-1 sp), turn; sk next ch-1 sp, dc in next st,
[ch 1, sk next ch-1 sp, dc in next st**] 3 times**, ch 1, sk next st, dc in next st,
[ch 1, sk next ch-1 sp, dc in next st**] 3 times**, dc in next 2 sts,
[ch 1, sk next ch-1 sp, dc in next st**] 23 times**, dc in next 10 sts,
[ch 1, sk next ch-1 sp, dc in next st**] 23 times**, dc in next 2 sts,
[ch 1, sk next ch-1 sp, dc in next st**] 3 times**, ch 1, sk next st, dc in next st,
[ch 1, sk next ch-1 sp, dc in next st**] 3 times**, ch 1, sk next ch-1 sp,
dc in 3rd ch of turning ch (77 dc, 62 ch-1 sps)

On the chart, left to right: 8 open, 1 filled, 23 open, 5 filled, 23 open, 1 filled, 8 open.

For your own crochet, gifts and handmade pieces you sell. Do not resell or share this PDF or copies of it.

☐ **Row 51 (RS)**

Ch 4 (counts as dc and ch-1 sp), turn; sk next ch-1 sp, dc in next st,
[ch 1, sk next ch-1 sp, dc in next st**] 3 times**, dc in next ch-1 sp, dc in next st,
[ch 1, sk next ch-1 sp, dc in next st**] 3 times**, dc in next 2 sts,
[ch 1, sk next ch-1 sp, dc in next st**] 23 times**, dc in next 10 sts,
[ch 1, sk next ch-1 sp, dc in next st**] 23 times**, dc in next 2 sts,
[ch 1, sk next ch-1 sp, dc in next st**] 3 times**, dc in next ch-1 sp, dc in next st,
[ch 1, sk next ch-1 sp, dc in next st**] 3 times**, ch 1, sk next ch-1 sp,
dc in 3rd ch of turning ch (79 dc, 60 ch-1 sps)

On the chart, right to left: 4 open, 1 filled, 3 open, 1 filled, 23 open, 5 filled, 23 open, 1 filled, 3 open, 1 filled, 4 open.

☐ **Row 52 (WS)**

Ch 4 (counts as dc and ch-1 sp), turn; sk next ch-1 sp, dc in next st,
[ch 1, sk next ch-1 sp, dc in next st**] 2 times**, dc in next ch-1 sp, dc in next 3 sts,
dc in next ch-1 sp, dc in next st, **[**ch 1, sk next ch-1 sp, dc in next st**] 2 times**,
dc in next 2 sts, **[**ch 1, sk next ch-1 sp, dc in next st**] 19 times**,
[dc in next ch-1 sp, dc in next st**] 3 times**, ch 1, sk next ch-1 sp, dc in next 11 sts,
ch 1, sk next ch-1 sp, dc in next st, **[**dc in next ch-1 sp, dc in next st**] 3 times**,
[ch 1, sk next ch-1 sp, dc in next st**] 19 times**, dc in next 2 sts,
[ch 1, sk next ch-1 sp, dc in next st**] 2 times**, dc in next ch-1 sp, dc in next 3 sts,
dc in next ch-1 sp, dc in next st, **[**ch 1, sk next ch-1 sp, dc in next st**] 2 times**, ch 1,
sk next ch-1 sp, dc in 3rd ch of turning ch (89 dc, 50 ch-1 sps)

On the chart, left to right: 3 open, 3 filled, 2 open, 1 filled, 19 open, 3 filled, 1 open, 5 filled, 1 open, 3 filled, 19 open, 1 filled, 2 open, 3 filled, 3 open.

☐ **Row 53 (RS)**

Ch 4 (counts as dc and ch-1 sp), turn; sk next ch-1 sp, dc in next st, ch 1,
sk next ch-1 sp, dc in next st, dc in next ch-1 sp, dc in next 7 sts, dc in next ch-1 sp,
dc in next st, ch 1, sk next ch-1 sp, dc in next 3 sts,
[ch 1, sk next ch-1 sp, dc in next st**] 18 times**, dc in next ch-1 sp, dc in next 7 sts,
dc in next ch-1 sp, dc in next 11 sts, dc in next ch-1 sp, dc in next 7 sts,
dc in next ch-1 sp, dc in next st, **[**ch 1, sk next ch-1 sp, dc in next st**] 18 times**,
dc in next 2 sts, ch 1, sk next ch-1 sp, dc in next st, dc in next ch-1 sp,
dc in next 7 sts, dc in next ch-1 sp, dc in next st, ch 1, sk next ch-1 sp, dc in next st,
ch 1, sk next ch-1 sp, dc in 3rd ch of turning ch (97 dc, 42 ch-1 sps)

On the chart, right to left: 2 open, 5 filled, 1 open, 1 filled, 18 open, 15 filled, 18 open, 1 filled, 1 open, 5 filled, 2 open.

☐ **Row 54 (WS)**

Ch 4 (counts as dc and ch-1 sp), turn; sk next ch-1 sp, dc in next st, ch 1,
sk next ch-1 sp, dc in next st, ch 1, sk next st, dc in next 7 sts, ch 1, sk next st,
dc in next st, ch 1, sk next ch-1 sp, dc in next 3 sts,
[ch 1, sk next ch-1 sp, dc in next st**] 18 times**, dc in next 30 sts,
[ch 1, sk next ch-1 sp, dc in next st**] 18 times**, dc in next 2 sts, ch 1,
sk next ch-1 sp, dc in next st, ch 1, sk next st, dc in next 7 sts, ch 1, sk next st,
dc in next st, ch 1, sk next ch-1 sp, dc in next st, ch 1, sk next ch-1 sp,
dc in 3rd ch of turning ch (93 dc, 46 ch-1 sps)

On the chart, left to right: 3 open, 3 filled, 2 open, 1 filled, 18 open, 15 filled, 18 open, 1 filled, 2 open, 3 filled, 3 open.

For your own crochet, gifts and handmade pieces you sell. Do not resell or share this PDF or copies of it.

☐ **Row 55 (RS)**

Ch 4 (counts as dc and ch-1 sp), turn; sk next ch-1 sp, dc in next st,
[ch 1, sk next ch-1 sp, dc in next st**] 2 times**, ch 1, sk next st, dc in next 3 sts,
ch 1, sk next st, dc in next st, **[**ch 1, sk next ch-1 sp, dc in next st**] 2 times**,
dc in next 2 sts, **[**ch 1, sk next ch-1 sp, dc in next st**] 18 times**, dc in next 30 sts,
[ch 1, sk next ch-1 sp, dc in next st**] 18 times**, dc in next 2 sts,
[ch 1, sk next ch-1 sp, dc in next st**] 2 times**, ch 1, sk next st, dc in next 3 sts,
ch 1, sk next st, dc in next st, **[**ch 1, sk next ch-1 sp, dc in next st**] 2 times**, ch 1,
sk next ch-1 sp, dc in 3rd ch of turning ch (89 dc, 50 ch-1 sps)

On the chart, right to left: 4 open, 1 filled, 3 open, 1 filled, 18 open, 15 filled, 18 open, 1 filled, 3 open, 1 filled, 4 open.

☐ **Row 56 (WS)**

Ch 4 (counts as dc and ch-1 sp), turn; sk next ch-1 sp, dc in next st,
[ch 1, sk next ch-1 sp, dc in next st**] 3 times**, ch 1, sk next st, dc in next st,
[ch 1, sk next ch-1 sp, dc in next st**] 3 times**, dc in next 2 sts,
[ch 1, sk next ch-1 sp, dc in next st**] 18 times**, ch 1, sk next st, dc in next st,
[dc in next 6 sts, **[**ch 1, sk next st, dc in next st**] 2 times] 2 times**,
dc in next 6 sts, ch 1, sk next st, dc in next st,
[ch 1, sk next ch-1 sp, dc in next st**] 18 times**, dc in next 2 sts,
[ch 1, sk next ch-1 sp, dc in next st**] 3 times**, ch 1, sk next st, dc in next st,
[ch 1, sk next ch-1 sp, dc in next st**] 3 times**, ch 1, sk next ch-1 sp,
dc in 3rd ch of turning ch (81 dc, 58 ch-1 sps)

On the chart, left to right: 8 open, 1 filled, 19 open, 3 filled, 2 open, 3 filled, 2 open, 3 filled, 19 open, 1 filled, 8 open.

☐ **Row 57 (RS)**

Ch 4 (counts as dc and ch-1 sp), turn; sk next ch-1 sp, dc in next st,
[ch 1, sk next ch-1 sp, dc in next st**] 3 times**, dc in next ch-1 sp, dc in next st,
[ch 1, sk next ch-1 sp, dc in next st**] 3 times**, dc in next 2 sts,
[ch 1, sk next ch-1 sp, dc in next st**] 6 times**, dc in next ch-1 sp, dc in next st,
[ch 1, sk next ch-1 sp, dc in next st**] 12 times**,
[ch 1, sk next st, dc in next st**] 3 times**, ch 1, sk next ch-1 sp, dc in next st,
dc in next ch-1 sp, dc in next 7 sts, dc in next ch-1 sp, dc in next st, ch 1,
sk next ch-1 sp, dc in next st, **[**ch 1, sk next st, dc in next st**] 3 times**,
[ch 1, sk next ch-1 sp, dc in next st**] 12 times**, dc in next ch-1 sp, dc in next st,
[ch 1, sk next ch-1 sp, dc in next st**] 6 times**, dc in next 2 sts,
[ch 1, sk next ch-1 sp, dc in next st**] 3 times**, dc in next ch-1 sp, dc in next st,
[ch 1, sk next ch-1 sp, dc in next st**] 3 times**, ch 1, sk next ch-1 sp,
dc in 3rd ch of turning ch (81 dc, 58 ch-1 sps)

On the chart, right to left: 4 open, 1 filled, 3 open, 1 filled, 6 open, 1 filled, 16 open, 5 filled, 16 open, 1 filled, 6 open, 1 filled, 3 open, 1 filled, 4 open.

For your own crochet, gifts and handmade pieces you sell. Do not resell or share this PDF or copies of it.

☐ **Row 58 (WS)**

Ch 4 (counts as dc and ch-1 sp), turn; sk next ch-1 sp, dc in next st,
[ch 1, sk next ch-1 sp, dc in next st**] 2 times**, dc in next ch-1 sp, dc in next 3 sts,
dc in next ch-1 sp, dc in next st, **[**ch 1, sk next ch-1 sp, dc in next st**] 2 times**,
dc in next 2 sts, **[**ch 1, sk next ch-1 sp, dc in next st**] 5 times**, dc in next ch-1 sp,
dc in next 3 sts, dc in next ch-1 sp, dc in next st,
[ch 1, sk next ch-1 sp, dc in next st**] 15 times**, dc in next 10 sts,
[ch 1, sk next ch-1 sp, dc in next st**] 15 times**, dc in next ch-1 sp, dc in next 3 sts,
dc in next ch-1 sp, dc in next st, **[**ch 1, sk next ch-1 sp, dc in next st**] 5 times**,
dc in next 2 sts, **[**ch 1, sk next ch-1 sp, dc in next st**] 2 times**, dc in next ch-1 sp,
dc in next 3 sts, dc in next ch-1 sp, dc in next st,
[ch 1, sk next ch-1 sp, dc in next st**] 2 times**, ch 1, sk next ch-1 sp,
dc in 3rd ch of turning ch (89 dc, 50 ch-1 sps)

On the chart, left to right: 3 open, 3 filled, 2 open, 1 filled, 5 open, 3 filled, 15 open, 5 filled, 15 open, 3 filled, 5 open, 1 filled, 2 open, 3 filled, 3 open.

☐ **Row 59 (RS)**

Ch 4 (counts as dc and ch-1 sp), turn; sk next ch-1 sp, dc in next st, ch 1,
sk next ch-1 sp, dc in next st, dc in next ch-1 sp, dc in next 7 sts, dc in next ch-1 sp,
dc in next st, ch 1, sk next ch-1 sp, dc in next 3 sts,
[ch 1, sk next ch-1 sp, dc in next st**] 4 times**, dc in next ch-1 sp, dc in next 7 sts,
dc in next ch-1 sp, dc in next st, **[**ch 1, sk next ch-1 sp, dc in next st**] 14 times**,
dc in next 10 sts, **[**ch 1, sk next ch-1 sp, dc in next st**] 14 times**, dc in next ch-1 sp,
dc in next 7 sts, dc in next ch-1 sp, dc in next st,
[ch 1, sk next ch-1 sp, dc in next st**] 4 times**, dc in next 2 sts, ch 1, sk next ch-1 sp,
dc in next st, dc in next ch-1 sp, dc in next 7 sts, dc in next ch-1 sp, dc in next st,
ch 1, sk next ch-1 sp, dc in next st, ch 1, sk next ch-1 sp, dc in 3rd ch of turning ch
(97 dc, 42 ch-1 sps)

On the chart, right to left: 2 open, 5 filled, 1 open, 1 filled, 4 open, 5 filled, 14 open, 5 filled, 14 open, 5 filled, 4 open, 1 filled, 1 open, 5 filled, 2 open.

☐ **Row 60 (WS)**

Ch 4 (counts as dc and ch-1 sp), turn; sk next ch-1 sp, dc in next st, ch 1,
sk next ch-1 sp, dc in next st, ch 1, sk next st, dc in next 7 sts, ch 1, sk next st,
dc in next st, ch 1, sk next ch-1 sp, dc in next 3 sts,
[ch 1, sk next ch-1 sp, dc in next st**] 3 times**, dc in next ch-1 sp, dc in next 11 sts,
dc in next ch-1 sp, dc in next st, **[**ch 1, sk next ch-1 sp, dc in next st**] 13 times**,
ch 1, sk next st, dc in next 7 sts, ch 1, sk next st, dc in next st,
[ch 1, sk next ch-1 sp, dc in next st**] 13 times**, dc in next ch-1 sp, dc in next 11 sts,
dc in next ch-1 sp, dc in next st, **[**ch 1, sk next ch-1 sp, dc in next st**] 3 times**,
dc in next 2 sts, ch 1, sk next ch-1 sp, dc in next st, ch 1, sk next st, dc in next 7 sts,
ch 1, sk next st, dc in next st, ch 1, sk next ch-1 sp, dc in next st, ch 1,
sk next ch-1 sp, dc in 3rd ch of turning ch (95 dc, 44 ch-1 sps)

On the chart, left to right: 3 open, 3 filled, 2 open, 1 filled, 3 open, 7 filled, 14 open, 3 filled, 14 open, 7 filled, 3 open, 1 filled, 2 open, 3 filled, 3 open.

For your own crochet, gifts and handmade pieces you sell. Do not resell or share this PDF or copies of it.

☐ **Row 61 (RS)**

Ch 4 (counts as dc and ch-1 sp), turn; sk next ch-1 sp, dc in next st,
[ch 1, sk next ch-1 sp, dc in next st**] 2 times**, ch 1, sk next st, dc in next 3 sts,
ch 1, sk next st, dc in next st, **[**ch 1, sk next ch-1 sp, dc in next st**] 2 times**,
dc in next 2 sts, **[**ch 1, sk next ch-1 sp, dc in next st**] 3 times**, ch 1, sk next st,
dc in next 11 sts, ch 1, sk next st, dc in next st,
[ch 1, sk next ch-1 sp, dc in next st**] 14 times**,
[ch 1, sk next st, dc in next st**] 3 times**,
[ch 1, sk next ch-1 sp, dc in next st**] 14 times**, ch 1, sk next st, dc in next 11 sts,
ch 1, sk next st, dc in next st, **[**ch 1, sk next ch-1 sp, dc in next st**] 3 times**,
dc in next 2 sts, **[**ch 1, sk next ch-1 sp, dc in next st**] 2 times**, ch 1, sk next st,
dc in next 3 sts, ch 1, sk next st, dc in next st,
[ch 1, sk next ch-1 sp, dc in next st**] 2 times**, ch 1, sk next ch-1 sp,
dc in 3rd ch of turning ch (84 dc, 55 ch-1 sps)

On the chart, right to left: 4 open, 1 filled, 3 open, 1 filled, 4 open, 5 filled, 33 open, 5 filled, 4 open, 1 filled, 3 open, 1 filled, 4 open.

☐ **Row 62 (WS)**

Ch 4 (counts as dc and ch-1 sp), turn; sk next ch-1 sp, dc in next st,
[ch 1, sk next ch-1 sp, dc in next st**] 3 times**, ch 1, sk next st, dc in next st,
[ch 1, sk next ch-1 sp, dc in next st**] 3 times**, dc in next 2 sts,
[ch 1, sk next ch-1 sp, dc in next st**] 4 times**, ch 1, sk next st, dc in next 7 sts,
ch 1, sk next st, dc in next st, **[**ch 1, sk next ch-1 sp, dc in next st**] 33 times**, ch 1,
sk next st, dc in next 7 sts, ch 1, sk next st, dc in next st,
[ch 1, sk next ch-1 sp, dc in next st**] 4 times**, dc in next 2 sts,
[ch 1, sk next ch-1 sp, dc in next st**] 3 times**, ch 1, sk next st, dc in next st,
[ch 1, sk next ch-1 sp, dc in next st**] 3 times**, ch 1, sk next ch-1 sp,
dc in 3rd ch of turning ch (78 dc, 61 ch-1 sps)

On the chart, left to right: 8 open, 1 filled, 5 open, 3 filled, 35 open, 3 filled, 5 open, 1 filled, 8 open.

☐ **Row 63 (RS)**

Ch 4 (counts as dc and ch-1 sp), turn; sk next ch-1 sp, dc in next st,
[ch 1, sk next ch-1 sp, dc in next st**] 3 times**, dc in next ch-1 sp, dc in next st,
[ch 1, sk next ch-1 sp, dc in next st**] 3 times**, dc in next 2 sts,
[ch 1, sk next ch-1 sp, dc in next st**] 5 times**, ch 1, sk next st, dc in next 3 sts,
ch 1, sk next st, dc in next st, **[**ch 1, sk next ch-1 sp, dc in next st**] 35 times**, ch 1,
sk next st, dc in next 3 sts, ch 1, sk next st, dc in next st,
[ch 1, sk next ch-1 sp, dc in next st**] 5 times**, dc in next 2 sts,
[ch 1, sk next ch-1 sp, dc in next st**] 3 times**, dc in next ch-1 sp, dc in next st,
[ch 1, sk next ch-1 sp, dc in next st**] 3 times**, ch 1, sk next ch-1 sp,
dc in 3rd ch of turning ch (76 dc, 63 ch-1 sps)

On the chart, right to left: 4 open, 1 filled, 3 open, 1 filled, 6 open, 1 filled, 37 open, 1 filled, 6 open, 1 filled, 3 open, 1 filled, 4 open.

☐ **Row 64 (WS)**

Ch 4 (counts as dc and ch-1 sp), turn; sk next ch-1 sp, dc in next st,
[ch 1, sk next ch-1 sp, dc in next st**] 2 times**, dc in next ch-1 sp, dc in next 3 sts,
dc in next ch-1 sp, dc in next st, **[**ch 1, sk next ch-1 sp, dc in next st**] 2 times**,
dc in next 2 sts, **[**ch 1, sk next ch-1 sp, dc in next st**] 6 times**, ch 1, sk next st,
dc in next st, **[**ch 1, sk next ch-1 sp, dc in next st**] 37 times**, ch 1, sk next st,
dc in next st, **[**ch 1, sk next ch-1 sp, dc in next st**] 6 times**, dc in next 2 sts,
[ch 1, sk next ch-1 sp, dc in next st**] 2 times**, dc in next ch-1 sp, dc in next 3 sts,
dc in next ch-1 sp, dc in next st, **[**ch 1, sk next ch-1 sp, dc in next st**] 2 times**, ch 1,
sk next ch-1 sp, dc in 3rd ch of turning ch (78 dc, 61 ch-1 sps)

On the chart, left to right: 3 open, 3 filled, 2 open, 1 filled, 51 open, 1 filled, 2 open, 3 filled, 3 open.

For your own crochet, gifts and handmade pieces you sell. Do not resell or share this PDF or copies of it.

☐ **Row 65 (RS)**

Ch 4 (counts as dc and ch-1 sp), turn; sk next ch-1 sp, dc in next st, ch 1,
sk next ch-1 sp, dc in next st, dc in next ch-1 sp, dc in next 7 sts, dc in next ch-1 sp,
dc in next st, ch 1, sk next ch-1 sp, dc in next 3 sts,
[ch 1, sk next ch-1 sp, dc in next st**] 51 times**, dc in next 2 sts, ch 1,
sk next ch-1 sp, dc in next st, dc in next ch-1 sp, dc in next 7 sts, dc in next ch-1 sp,
dc in next st, ch 1, sk next ch-1 sp, dc in next st, ch 1, sk next ch-1 sp,
dc in 3rd ch of turning ch (82 dc, 57 ch-1 sps)

On the chart, right to left: 2 open, 5 filled, 1 open, 1 filled, 51 open, 1 filled, 1 open, 5 filled, 2 open.

☐ **Row 66 (WS)**

Ch 4 (counts as dc and ch-1 sp), turn; sk next ch-1 sp, dc in next st, ch 1,
sk next ch-1 sp, dc in next st, ch 1, sk next st, dc in next 7 sts, ch 1, sk next st,
dc in next st, ch 1, sk next ch-1 sp, dc in next 3 sts,
[ch 1, sk next ch-1 sp, dc in next st**] 51 times**, dc in next 2 sts, ch 1,
sk next ch-1 sp, dc in next st, ch 1, sk next st, dc in next 7 sts, ch 1, sk next st,
dc in next st, ch 1, sk next ch-1 sp, dc in next st, ch 1, sk next ch-1 sp,
dc in 3rd ch of turning ch (78 dc, 61 ch-1 sps)

On the chart, left to right: 3 open, 3 filled, 2 open, 1 filled, 51 open, 1 filled, 2 open, 3 filled, 3 open.

☐ **Row 67 (RS)**

Ch 4 (counts as dc and ch-1 sp), turn; sk next ch-1 sp, dc in next st,
[ch 1, sk next ch-1 sp, dc in next st**] 2 times**, ch 1, sk next st, dc in next 3 sts,
ch 1, sk next st, dc in next st, **[**ch 1, sk next ch-1 sp, dc in next st**] 2 times**,
dc in next 2 sts, **[**dc in next ch-1 sp, dc in next st**] 51 times**, dc in next 2 sts,
[ch 1, sk next ch-1 sp, dc in next st**] 2 times**, ch 1, sk next st, dc in next 3 sts,
ch 1, sk next st, dc in next st, **[**ch 1, sk next ch-1 sp, dc in next st**] 2 times**, ch 1,
sk next ch-1 sp, dc in 3rd ch of turning ch (125 dc, 14 ch-1 sps)

On the chart, right to left: 4 open, 1 filled, 3 open, 53 filled, 3 open, 1 filled, 4 open.

☐ **Row 68 (WS)**

Ch 4 (counts as dc and ch-1 sp), turn; sk next ch-1 sp, dc in next st,
[ch 1, sk next ch-1 sp, dc in next st**] 3 times**, ch 1, sk next st, dc in next st,
[ch 1, sk next ch-1 sp, dc in next st**] 3 times**,
[ch 1, sk next st, dc in next st**] 53 times**,
[ch 1, sk next ch-1 sp, dc in next st**] 3 times**, ch 1, sk next st, dc in next st,
[ch 1, sk next ch-1 sp, dc in next st**] 3 times**, ch 1, sk next ch-1 sp,
dc in 3rd ch of turning ch (70 dc, 69 ch-1 sps)

On the chart, left to right: 69 open.

☐ **Row 69 (RS)**

Ch 4 (counts as dc and ch-1 sp), turn; sk next ch-1 sp, dc in next st,
[ch 1, sk next ch-1 sp, dc in next st**] 3 times**,
[dc in next ch-1 sp, dc in next st, **[**ch 1, sk next ch-1 sp, dc in next st**] 5 times] 10 times**,
dc in next ch-1 sp, dc in next st, **[**ch 1, sk next ch-1 sp, dc in next st**] 3 times**, ch 1,
sk next ch-1 sp, dc in 3rd ch of turning ch (81 dc, 58 ch-1 sps)

On the chart, right to left: 4 open, 1 filled, 5 open, 1 filled, 5 open, 1 filled, 5 open, 1 filled, 5 open, 1 filled, 5 open, 1 filled, 5 open, 1 filled, 5 open, 1 filled, 5 open, 1 filled, 5 open, 1 filled, 5 open, 1 filled, 4 open.

☐ **Row 70 (WS)**

Ch 4 (counts as dc and ch-1 sp), turn; sk next ch-1 sp, dc in next st,
[ch 1, sk next ch-1 sp, dc in next st**] 2 times**,
[dc in next ch-1 sp, dc in next 3 sts, dc in next ch-1 sp, dc in next st,
[ch 1, sk next ch-1 sp, dc in next st**] 3 times] 10 times**,
dc in next ch-1 sp, dc in next 3 sts, dc in next ch-1 sp, dc in next st,
[ch 1, sk next ch-1 sp, dc in next st**] 2 times**, ch 1, sk next ch-1 sp,
dc in 3rd ch of turning ch (103 dc, 36 ch-1 sps)

On the chart, left to right: 3 open, 3 filled, 3 open, 3 filled, 3 open, 3 filled, 3 open, 3 filled, 3 open, 3 filled, 3 open, 3 filled, 3 open, 3 filled, 3 open, 3 filled, 3 open, 3 filled, 3 open, 3 filled, 3 open, 3 filled, 3 open, 3 filled, 3 open.

For your own crochet, gifts and handmade pieces you sell. Do not resell or share this PDF or copies of it.

☐ **Row 71 (RS)**	Ch 4 (counts as dc and ch-1 sp), turn; sk next ch-1 sp, dc in next st, **[**ch 1, sk next ch-1 sp, dc in next st, dc in next ch-1 sp, dc in next 7 sts, dc in next ch-1 sp, dc in next st**] 11 times**, ch 1, sk next ch-1 sp, dc in next st, ch 1, sk next ch-1 sp, dc in 3rd ch of turning ch (125 dc, 14 ch-1 sps) *On the chart, right to left: 2 open, 5 filled, 1 open, 5 filled, 1 open, 5 filled, 1 open, 5 filled, 1 open, 5 filled, 1 open, 5 filled, 1 open, 5 filled, 1 open, 5 filled, 1 open, 5 filled, 1 open, 5 filled, 2 open.*
☐ **Row 72 (WS)**	Ch 4 (counts as dc and ch-1 sp), turn; sk next ch-1 sp, dc in next st, **[**ch 1, sk next ch-1 sp, dc in next st, ch 1, sk next st, dc in next 7 sts, ch 1, sk next st, dc in next st**] 11 times**, ch 1, sk next ch-1 sp, dc in next st, ch 1, sk next ch-1 sp, dc in 3rd ch of turning ch (103 dc, 36 ch-1 sps) *On the chart, left to right: 3 open, 3 filled, 3 open, 3 filled, 3 open, 3 filled, 3 open, 3 filled, 3 open, 3 filled, 3 open, 3 filled, 3 open, 3 filled, 3 open, 3 filled, 3 open, 3 filled, 3 open, 3 filled, 3 open, 3 filled, 3 open.*
☐ **Row 73 (RS)**	Ch 4 (counts as dc and ch-1 sp), turn; sk next ch-1 sp, dc in next st, **[**ch 1, sk next ch-1 sp, dc in next st**] 2 times**, **[**ch 1, sk next st, dc in next 3 sts, ch 1, sk next st, dc in next st, **[**ch 1, sk next ch-1 sp, dc in next st**] 3 times] 10 times**, ch 1, sk next st, dc in next 3 sts, ch 1, sk next st, dc in next st, **[**ch 1, sk next ch-1 sp, dc in next st**] 2 times**, ch 1, sk next ch-1 sp, dc in 3rd ch of turning ch (81 dc, 58 ch-1 sps) *On the chart, right to left: 4 open, 1 filled, 5 open, 1 filled, 5 open, 1 filled, 5 open, 1 filled, 5 open, 1 filled, 5 open, 1 filled, 5 open, 1 filled, 5 open, 1 filled, 5 open, 1 filled, 5 open, 1 filled, 4 open.*
☐ **Row 74 (WS)**	Ch 4 (counts as dc and ch-1 sp), turn; sk next ch-1 sp, dc in next st, **[**ch 1, sk next ch-1 sp, dc in next st**] 3 times**, **[**ch 1, sk next st, dc in next st, **[**ch 1, sk next ch-1 sp, dc in next st**] 5 times] 10 times**, ch 1, sk next st, dc in next st, **[**ch 1, sk next ch-1 sp, dc in next st**] 3 times**, ch 1, sk next ch-1 sp, dc in 3rd ch of turning ch (70 dc, 69 ch-1 sps) *On the chart, left to right: 69 open.*
☐ **Row 75 (RS)**	Ch 4 (counts as dc and ch-1 sp), turn; sk next ch-1 sp, **[**dc in next st, ch 1, sk next ch-1 sp**] 68 times**, dc in 3rd ch of turning ch (70 dc, 69 ch-1 sps) *On the chart, right to left: 69 open.*
☐ **Row 76**	Ch 1, turn; sc in first st, **[**sc in next ch-1 sp, sc in next st**] 68 times**, sc in next ch-1 sp, sc in 3rd ch of turning ch (139 sc)
☐ **End**	Fasten off, leaving a 6 in (15 cm) tail.

For your own crochet, gifts and handmade pieces you sell. Do not resell or share this PDF or copies of it.

Border

☐ **Foundation**	Right side facing and row 76 at the top, join the yarn with sl st in the stitch that ends row 76, at the top right corner.
☐ **Rnd 1 (RS)**	Ch 1, 3 sc in first st, sc in next 137 sts, 3 sc in last st, **[**2 sc in end of each of next 4 rows, sc in end of next row**] 15 times**, 2 sc in end of next row, 3 sc in first ch of foundation edge, sc in next 137 chs, 3 sc in last ch of foundation edge, **[**2 sc in end of each of next 4 rows, sc in end of next row**] 15 times**, 2 sc in end of next row, sl st in first sc to join (560 sc)
☐ **Rnd 2 (RS)**	Ch 1, sc in next st, 3 sc in next st, sc in next 139 sts, 3 sc in next st, sc in next 139 sts, 3 sc in next st, sc in next 139 sts, 3 sc in next st, sc in next 138 sts, sl st in first sc to join (568 sc)
☐ **Rnd 3 (RS)**	Ch 1, sc in next 2 sts, 3 sc in next st, sc in next 141 sts, 3 sc in next st, sc in next 141 sts, 3 sc in next st, sc in next 141 sts, 3 sc in next st, sc in next 139 sts, sl st in first sc to join (576 sc)
☐ **Rnd 4 (RS)**	Ch 1, sc in next st, sk next 2 sts, 7 dc in next st, **[**sk next 2 sts, sc in next st, sk next 2 sts, 5 dc in next st**] 23 times**, sk next 2 sts, sc in next st, sk next 2 sts, 7 dc in next st, **[**sk next 2 sts, sc in next st, sk next 2 sts, 5 dc in next st**] 23 times**, sk next 2 sts, sc in next st, sk next 2 sts, 7 dc in next st, **[**sk next 2 sts, sc in next st, sk next 2 sts, 5 dc in next st**] 23 times**, sk next 2 sts, sc in next st, sk next 2 sts, 7 dc in next st, **[**sk next 2 sts, sc in next st, sk next 2 sts, 5 dc in next st**] 23 times**, sk next 2 sts, sl st in first sc to join (96 sc, 488 dc)
☐ **End**	Fasten off, leaving a 6 in (15 cm) tail.

Finishing

- Weave in the ends.
- Lay the piece flat, pull it gently to its size, dampen it and let it dry.

In all: 9,080 stitches (6,792 in the baby blanket, 2,288 in the border); 4 ends to weave in.

Found a mistake in this pattern? Tell us at flossfield.com, under Make a request.

For your own crochet, gifts and handmade pieces you sell. Do not resell or share this PDF or copies of it.