Filet alphabet sampler

Size 10 thread · US terms



Finished size
About 23 in (58 cm) by 19½ in (50 cm)

Skill
Easy
Worked in rows from a chart, with the stitches named

Yarn
Lace (0)

Hook
1.5 mm (US steel 8)

Gauge
38 stitches to 4 in (10 cm)
In double crochet (UK treble).

What you need

Yarn: any one color (navy in the picture), lace (0) **about 390 yd (357 m), an estimate**

Fiber: cotton

Hook: 1.5 mm (US steel 8), or the size that gives you the gauge. Also: a yarn needle, scissors and rust-proof pins for blocking.

To find how many balls: divide by the length on your yarn's label and round up. Buy them from one dye lot. The estimate is from the stitches of this size at this gauge.

Sizes

Size	Finished size, about	Yarn, an estimate
Size 10 thread (this file)	**23 in (58 cm), 19½ in (50 cm)**	**about 390 yd (357 m)**
DK cotton	52 in (132 cm), 44 in (112 cm)	about 870 yd (796 m)
Worsted cotton	63 in (160 cm), 53 in (135 cm)	about 1,060 yd (969 m)

Gauge

38 stitches to 4 in (10 cm) in double crochet. Along a row, count every stitch and every chain between stitches as one.

12.7 meshes and 14.6 rows to 4 in (10 cm) in open filet mesh.

Use any hook that gives you this. If you count more stitches than this in 4 in (10 cm), change to a larger hook; if you count fewer, to a smaller one.

For your own crochet, gifts and handmade pieces you sell. Do not resell or share this PDF or copies of it.

Notes

- A ch 1 at the start of a row or round does not count as a stitch.
- When the next stitch or space of a kind is named, pass over anything else that comes before it. Work into a space round the chain, not into it.
- The sl sts at the start of a round carry the yarn to where the round begins; they are not counted.
- An open mesh is ch 2, sk 2 sts or a ch-2 sp, dc in next dc. A solid mesh is 3 dc: one in each of 3 dc, or 2 in a ch-2 sp and 1 in the dc after it.
- Row 1 and every odd row is a right side row.
- The beginning ch 3 of each row counts as its first dc; work the last dc of a row into the top of the ch 3 of the row below (in row 2, the top of the 3 skipped chs).

For your own crochet, gifts and handmade pieces you sell. Do not resell or share this PDF or copies of it.

Filet chart, sheet 1 of 4

71 squares wide and 69 tall. One square is one mesh. Row 1 is the bottom row. Right-side rows are read right to left, wrong-side rows left to right: each row's number stands at the end it begins from. This sheet: columns 1 to 36 counted from the right, rows 1 to 35. Sheet 1 is the corner row 1 begins in; the sheets are in the order the rows are worked. A heavy row number stands at the end that row begins from; a light one marks a row that begins on the sheet beside this one. The shaded squares are on the next sheet as well, beside this one or above it.

☐ Open: an open mesh ■ Filled: a solid mesh

< continues on the sheet to the left



For your own crochet, gifts and handmade pieces you sell. Do not resell or share this PDF or copies of it.

Filet chart, sheet 2 of 4

71 squares wide and 69 tall. One square is one mesh. Row 1 is the bottom row. Right-side rows are read right to left, wrong-side rows left to right: each row's number stands at the end it begins from. This sheet: columns 35 to 71 counted from the right, rows 1 to 35. Sheet 1 is the corner row 1 begins in; the sheets are in the order the rows are worked. A heavy row number stands at the end that row begins from; a light one marks a row that begins on the sheet beside this one. The shaded squares are on the next sheet as well, beside this one or above it.

Open: an open mesh

Filled: a solid mesh

continues on the sheet to the right >

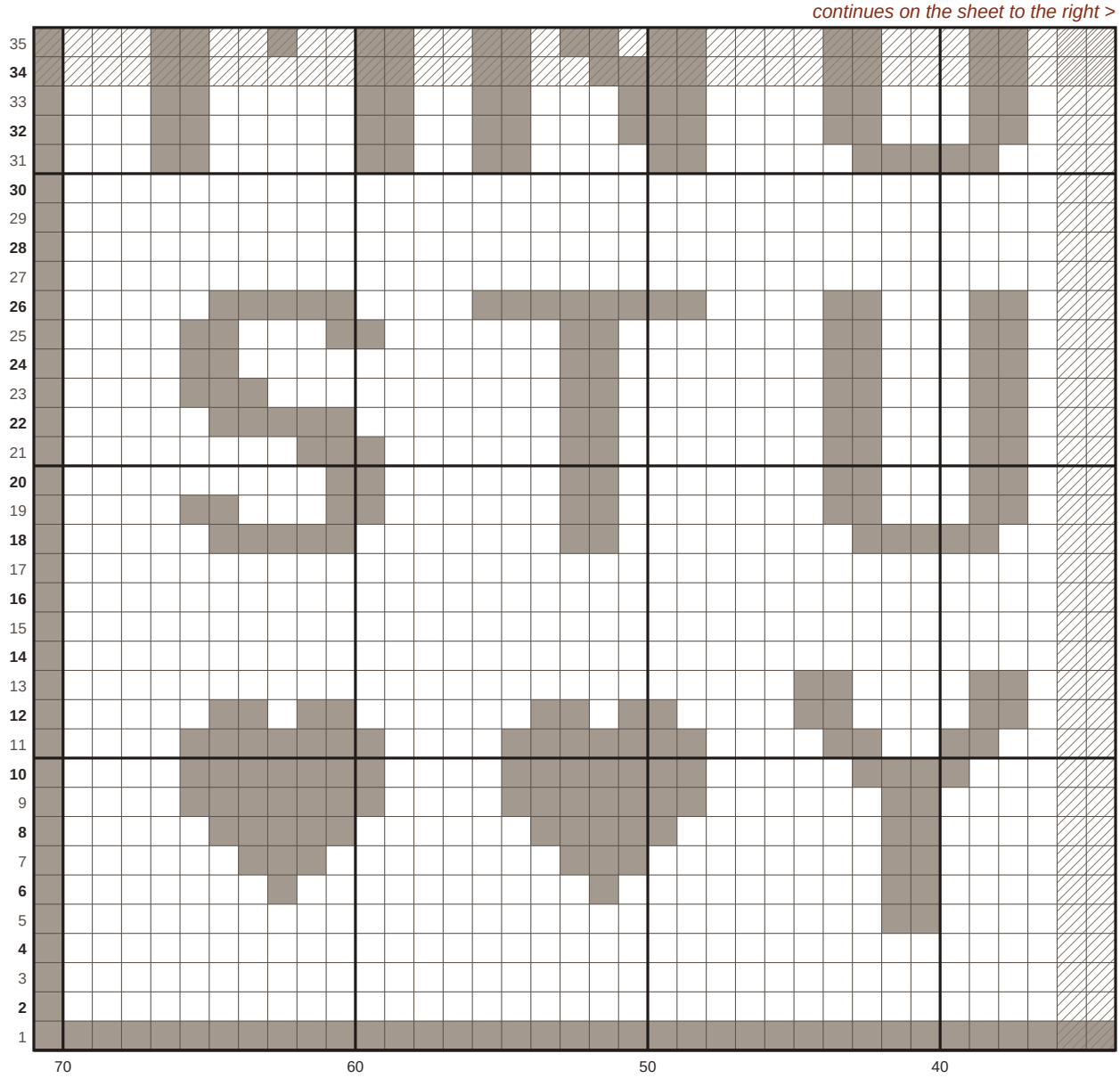

For your own crochet, gifts and handmade pieces you sell. Do not resell or share this PDF or copies of it.

Filet chart, sheet 3 of 4

71 squares wide and 69 tall. One square is one mesh. Row 1 is the bottom row. Right-side rows are read right to left, wrong-side rows left to right: each row's number stands at the end it begins from. This sheet: columns 1 to 36 counted from the right, rows 34 to 69. Sheet 1 is the corner row 1 begins in; the sheets are in the order the rows are worked. A heavy row number stands at the end that row begins from; a light one marks a row that begins on the sheet beside this one. The shaded squares are on the next sheet as well, beside this one or above it.

Open: an open mesh Filled: a solid mesh

< continues on the sheet to the left

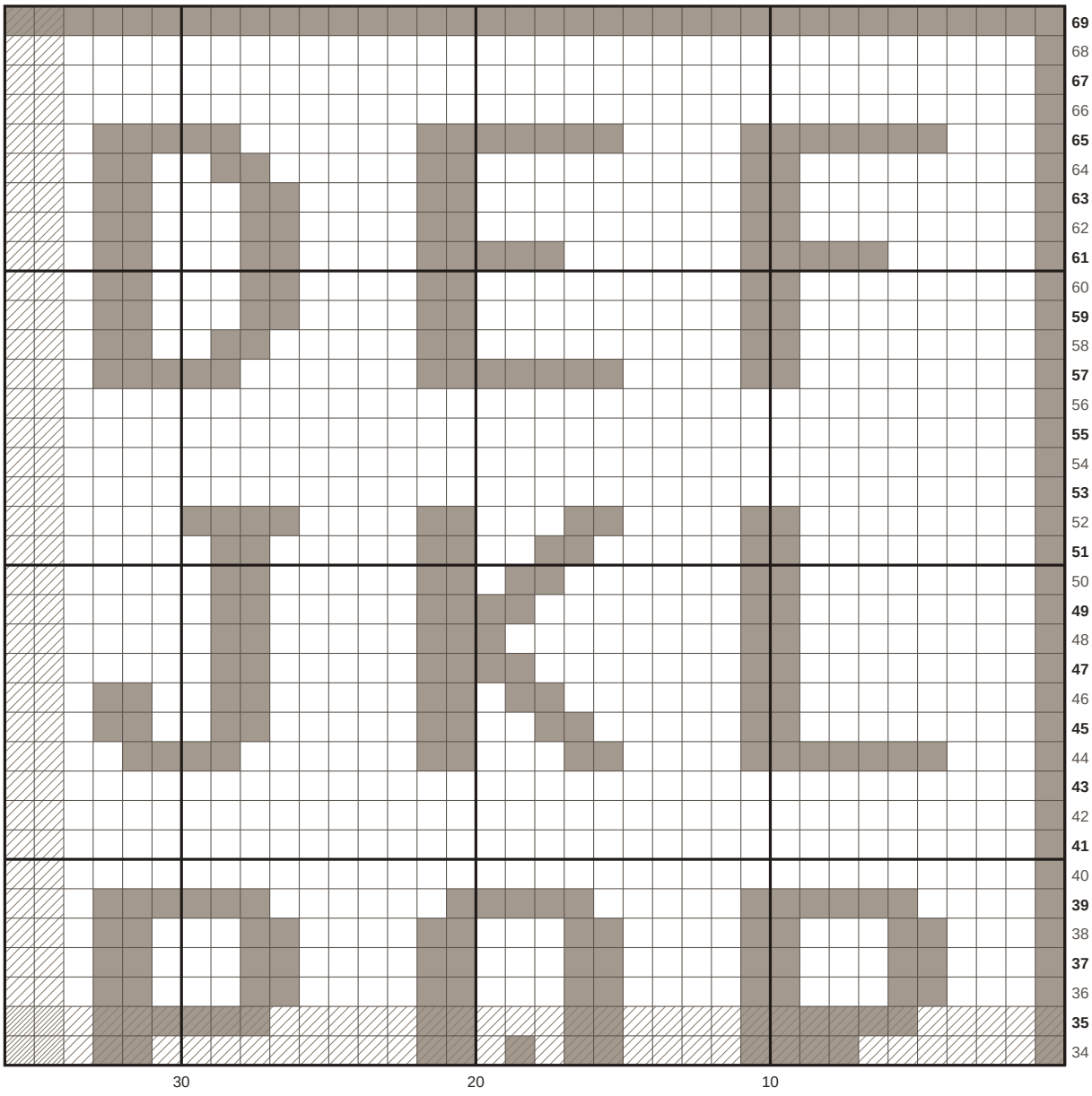

For your own crochet, gifts and handmade pieces you sell. Do not resell or share this PDF or copies of it.

Filet chart, sheet 4 of 4

71 squares wide and 69 tall. One square is one mesh. Row 1 is the bottom row. Right-side rows are read right to left, wrong-side rows left to right: each row's number stands at the end it begins from. This sheet: columns 35 to 71 counted from the right, rows 34 to 69. Sheet 1 is the corner row 1 begins in; the sheets are in the order the rows are worked. A heavy row number stands at the end that row begins from; a light one marks a row that begins on the sheet beside this one. The shaded squares are on the next sheet as well, beside this one or above it.

Open: an open mesh Filled: a solid mesh

continues on the sheet to the right >

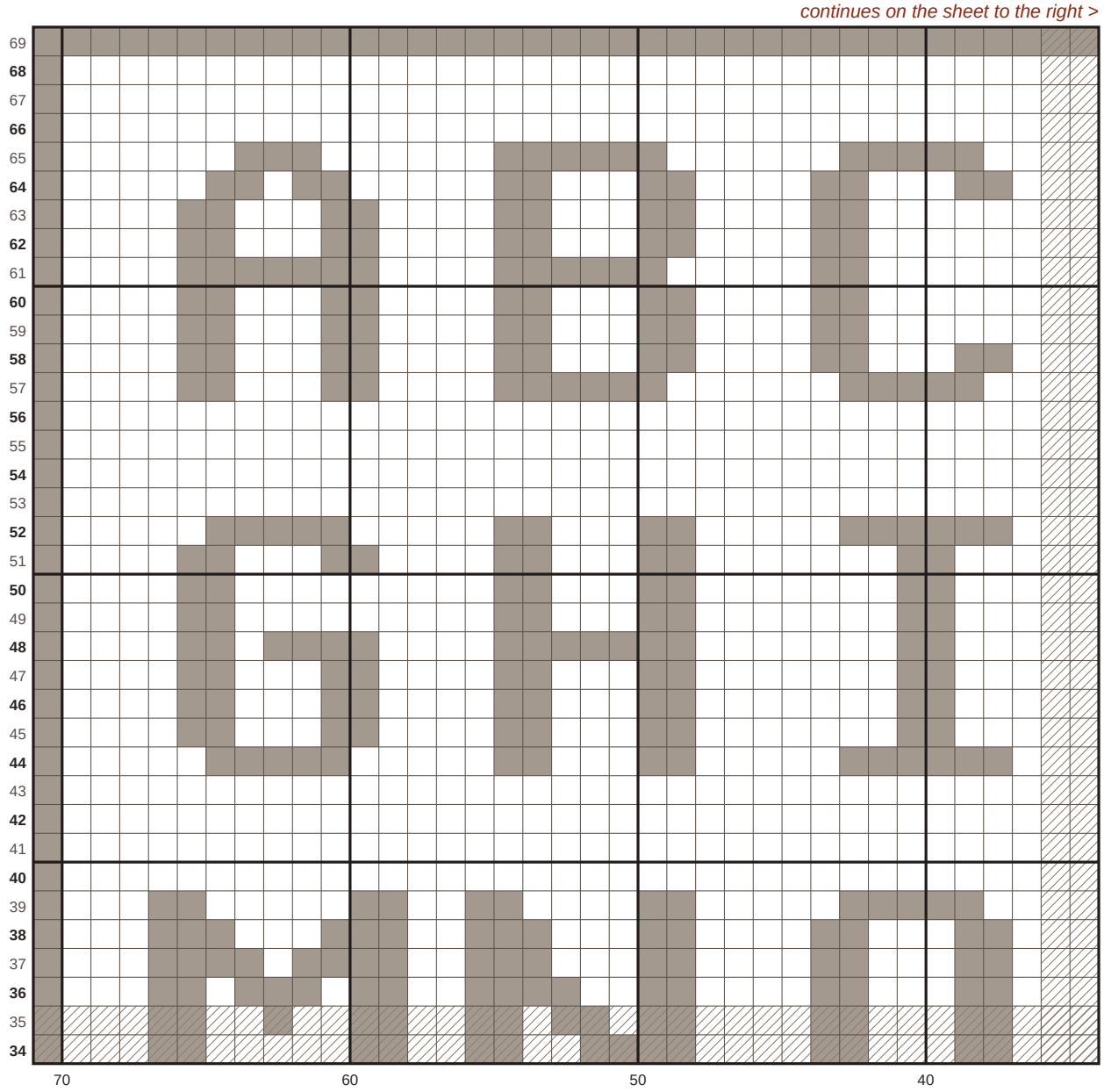

For your own crochet, gifts and handmade pieces you sell. Do not resell or share this PDF or copies of it.

Chart



the piece

For your own crochet, gifts and handmade pieces you sell. Do not resell or share this PDF or copies of it.

Instructions

Size 10 thread. US terms.

ch chain, **sl st** slip stitch, **sc** single crochet (UK double crochet), **dc** double crochet (UK treble), **sp** space, **st** stitch, **rnd** round.

sk skip, **RS** right side, the one that shows, **WS** wrong side, the back.

5 dc in next sc: all in one stitch. **dc in each of next 3 dc**: one in each. **ch-2 sp**: the gap under two chains; the hook goes in the gap.

[ ] 69 times: work what is inside 69 times in all.

(214 dc): the stitches you have when the row is done. **How to read a graph**.

Filet piece

☐ **Foundation**	Ch 216.	
☐ **Row 1 (RS)**	Dc in 4th ch from hook (skipped 3 chs count as dc), dc in each of next 212 chs *On the chart, right to left: 71 filled.*	(214 dc)
☐ **Row 2 (WS)**	Ch 3 (counts as dc), turn, dc in each of next 3 dc, **[**ch 2, sk next 2 dc, dc in next dc**] 69 times**, dc in each of next 3 dc *On the chart, left to right: 1 filled, 69 open, 1 filled.*	(76 dc, 69 ch-2 sps)
☐ **Row 3 (RS)**	Ch 3 (counts as dc), turn, dc in each of next 3 dc, **[**ch 2, dc in next dc**] 69 times**, dc in each of next 3 dc *On the chart, right to left: 1 filled, 69 open, 1 filled.*	(76 dc, 69 ch-2 sps)
☐ **Row 4 (WS)**	Ch 3 (counts as dc), turn, dc in each of next 3 dc, **[**ch 2, dc in next dc**] 69 times**, dc in each of next 3 dc *On the chart, left to right: 1 filled, 69 open, 1 filled.*	(76 dc, 69 ch-2 sps)
☐ **Row 5 (RS)**	Ch 3 (counts as dc), turn, dc in each of next 3 dc, **[**ch 2, dc in next dc**] 25 times**, **[**2 dc in next ch-2 sp, dc in next dc**] 7 times**, **[**ch 2, dc in next dc**] 7 times**, [2 dc in next ch-2 sp, dc in next dc] twice, **[**ch 2, dc in next dc**] 28 times**, dc in each of next 3 dc *On the chart, right to left: 1 filled, 25 open, 7 filled, 7 open, 2 filled, 28 open, 1 filled.*	(94 dc, 60 ch-2 sps)
☐ **Row 6 (WS)**	Ch 3 (counts as dc), turn, dc in each of next 3 dc, **[**ch 2, dc in next dc**] 7 times**, 2 dc in next ch-2 sp, dc in next dc, **[**ch 2, dc in next dc**] 10 times**, 2 dc in next ch-2 sp, dc in next dc, **[**ch 2, dc in next dc**] 9 times**, dc in each of next 6 dc, **[**ch 2, dc in next dc**] 7 times**, dc in each of next 6 dc, **[**ch 2, sk next 2 dc, dc in next dc**] 5 times**, **[**ch 2, dc in next dc**] 7 times**, 2 dc in next ch-2 sp, dc in next dc, **[**ch 2, dc in next dc**] 10 times**, 2 dc in next ch-2 sp, dc in next dc, **[**ch 2, dc in next dc**] 6 times**, dc in each of next 3 dc *On the chart, left to right: 1 filled, 7 open, 1 filled, 10 open, 1 filled, 9 open, 2 filled, 7 open, 2 filled, 12 open, 1 filled, 10 open, 1 filled, 6 open, 1 filled.*	(92 dc, 61 ch-2 sps)

For your own crochet, gifts and handmade pieces you sell. Do not resell or share this PDF or copies of it.

☐ **Row 7 (RS)**

Ch 3 (counts as dc), turn, dc in each of next 3 dc, **[**ch 2, dc in next dc**] 5 times**,
2 dc in next ch-2 sp, dc in next dc, dc in each of next 3 dc, 2 dc in next ch-2 sp,
dc in next dc, **[**ch 2, dc in next dc**] 8 times**, 2 dc in next ch-2 sp, dc in next dc,
dc in each of next 3 dc, 2 dc in next ch-2 sp, dc in next dc,
[ch 2, dc in next dc**] 10 times**, 2 dc in next ch-2 sp, dc in next dc,
dc in each of next 3 dc, ch 2, sk next 2 dc, dc in next dc,
[ch 2, dc in next dc**] 7 times**, dc in each of next 6 dc, **[**ch 2, dc in next dc**] 8 times**,
2 dc in next ch-2 sp, dc in next dc, dc in each of next 3 dc, 2 dc in next ch-2 sp,
dc in next dc, **[**ch 2, dc in next dc**] 8 times**, 2 dc in next ch-2 sp, dc in next dc,
dc in each of next 3 dc, 2 dc in next ch-2 sp, dc in next dc,
[ch 2, dc in next dc**] 6 times**, dc in each of next 3 dc (108 dc, 53 ch-2 sps)

On the chart, right to left: 1 filled, 5 open, 3 filled, 8 open, 3 filled, 10 open, 2 filled, 8 open, 2 filled, 8 open, 3 filled, 8 open, 3 filled, 6 open, 1 filled.

☐ **Row 8 (WS)**

Ch 3 (counts as dc), turn, dc in each of next 3 dc, **[**ch 2, dc in next dc**] 5 times**,
2 dc in next ch-2 sp, dc in next dc, dc in each of next 9 dc, 2 dc in next ch-2 sp,
dc in next dc, **[**ch 2, dc in next dc**] 6 times**, 2 dc in next ch-2 sp, dc in next dc,
dc in each of next 9 dc, 2 dc in next ch-2 sp, dc in next dc,
[ch 2, dc in next dc**] 7 times**, dc in each of next 6 dc, **[**ch 2, dc in next dc**] 8 times**,
ch 2, sk next 2 dc, dc in next dc, dc in each of next 3 dc, 2 dc in next ch-2 sp,
dc in next dc, **[**ch 2, dc in next dc**] 8 times**, 2 dc in next ch-2 sp, dc in next dc,
dc in each of next 9 dc, 2 dc in next ch-2 sp, dc in next dc,
[ch 2, dc in next dc**] 6 times**, 2 dc in next ch-2 sp, dc in next dc,
dc in each of next 9 dc, 2 dc in next ch-2 sp, dc in next dc,
[ch 2, dc in next dc**] 4 times**, dc in each of next 3 dc (124 dc, 45 ch-2 sps)

On the chart, left to right: 1 filled, 5 open, 5 filled, 6 open, 5 filled, 7 open, 2 filled, 9 open, 2 filled, 8 open, 5 filled, 6 open, 5 filled, 4 open, 1 filled.

☐ **Row 9 (RS)**

Ch 3 (counts as dc), turn, dc in each of next 3 dc, **[**ch 2, dc in next dc**] 3 times**,
2 dc in next ch-2 sp, dc in next dc, dc in each of next 15 dc, 2 dc in next ch-2 sp,
dc in next dc, **[**ch 2, dc in next dc**] 4 times**, 2 dc in next ch-2 sp, dc in next dc,
dc in each of next 15 dc, 2 dc in next ch-2 sp, dc in next dc,
[ch 2, dc in next dc**] 6 times**, 2 dc in next ch-2 sp, dc in next dc,
dc in each of next 3 dc, ch 2, sk next 2 dc, dc in next dc,
[ch 2, dc in next dc**] 9 times**, dc in each of next 6 dc, **[**ch 2, dc in next dc**] 6 times**,
2 dc in next ch-2 sp, dc in next dc, dc in each of next 15 dc, 2 dc in next ch-2 sp,
dc in next dc, **[**ch 2, dc in next dc**] 4 times**, 2 dc in next ch-2 sp, dc in next dc,
dc in each of next 15 dc, 2 dc in next ch-2 sp, dc in next dc,
[ch 2, dc in next dc**] 4 times**, dc in each of next 3 dc (140 dc, 37 ch-2 sps)

On the chart, right to left: 1 filled, 3 open, 7 filled, 4 open, 7 filled, 6 open, 2 filled, 10 open, 2 filled, 6 open, 7 filled, 4 open, 7 filled, 4 open, 1 filled.

☐ **Row 10 (WS)**

Ch 3 (counts as dc), turn, dc in each of next 3 dc, **[**ch 2, dc in next dc**] 4 times**,
dc in each of next 21 dc, **[**ch 2, dc in next dc**] 4 times**, dc in each of next 21 dc,
[ch 2, dc in next dc**] 5 times**, 2 dc in next ch-2 sp, dc in next dc,
dc in each of next 6 dc, 2 dc in next ch-2 sp, dc in next dc,
[ch 2, dc in next dc**] 9 times**, ch 2, sk next 2 dc, dc in next dc,
dc in each of next 3 dc, 2 dc in next ch-2 sp, dc in next dc,
[ch 2, dc in next dc**] 5 times**, dc in each of next 21 dc,
[ch 2, dc in next dc**] 4 times**, dc in each of next 21 dc,
[ch 2, dc in next dc**] 3 times**, dc in each of next 3 dc (144 dc, 35 ch-2 sps)

On the chart, left to right: 1 filled, 4 open, 7 filled, 4 open, 7 filled, 5 open, 4 filled, 10 open, 2 filled, 5 open, 7 filled, 4 open, 7 filled, 3 open, 1 filled.

For your own crochet, gifts and handmade pieces you sell. Do not resell or share this PDF or copies of it.

☐ **Row 11 (RS)**

Ch 3 (counts as dc), turn, dc in each of next 3 dc, **[**ch 2, dc in next dc**] 3 times**,
dc in each of next 21 dc, **[**ch 2, dc in next dc**] 4 times**, dc in each of next 21 dc,
[ch 2, dc in next dc**] 5 times**, dc in each of next 6 dc, **[**ch 2, dc in next dc**] 9 times**,
2 dc in next ch-2 sp, dc in next dc, dc in each of next 3 dc,
[ch 2, sk next 2 dc, dc in next dc] twice, dc in each of next 3 dc, 2 dc in next ch-2 sp,
dc in next dc, **[**ch 2, dc in next dc**] 4 times**, dc in each of next 21 dc,
[ch 2, dc in next dc**] 4 times**, dc in each of next 21 dc,
[ch 2, dc in next dc**] 4 times**, dc in each of next 3 dc (144 dc, 35 ch-2 sps)

On the chart, right to left: 1 filled, 3 open, 7 filled, 4 open, 7 filled, 5 open, 2 filled, 9 open, 2 filled, 2 open, 2 filled, 4 open, 7 filled, 4 open, 7 filled, 4 open, 1 filled.

☐ **Row 12 (WS)**

Ch 3 (counts as dc), turn, dc in each of next 3 dc, **[**ch 2, dc in next dc**] 4 times**, ch 2,
sk next 2 dc, dc in next dc, dc in each of next 6 dc, ch 2, sk next 2 dc, dc in next dc,
dc in each of next 6 dc, ch 2, sk next 2 dc, dc in next dc,
[ch 2, dc in next dc**] 4 times**, ch 2, sk next 2 dc, dc in next dc,
dc in each of next 6 dc, ch 2, sk next 2 dc, dc in next dc, dc in each of next 6 dc, ch 2,
sk next 2 dc, dc in next dc, **[**ch 2, dc in next dc**] 3 times**, 2 dc in next ch-2 sp,
dc in next dc, dc in each of next 3 dc, ch 2, sk next 2 dc, dc in next dc,
[ch 2, dc in next dc] twice, ch 2, sk next 2 dc, dc in next dc, dc in each of next 3 dc,
2 dc in next ch-2 sp, dc in next dc, **[**ch 2, dc in next dc**] 8 times**, ch 2, sk next 2 dc,
dc in next dc, dc in each of next 3 dc, 2 dc in next ch-2 sp, dc in next dc,
[ch 2, dc in next dc**] 4 times**, ch 2, sk next 2 dc, dc in next dc,
dc in each of next 6 dc, ch 2, sk next 2 dc, dc in next dc, dc in each of next 6 dc, ch 2,
sk next 2 dc, dc in next dc, **[**ch 2, dc in next dc**] 4 times**, ch 2, sk next 2 dc,
dc in next dc, dc in each of next 6 dc, ch 2, sk next 2 dc, dc in next dc,
dc in each of next 6 dc, ch 2, sk next 2 dc, dc in next dc,
[ch 2, dc in next dc**] 3 times**, dc in each of next 3 dc (120 dc, 47 ch-2 sps)

On the chart, left to right: 1 filled, 5 open, 2 filled, 1 open, 2 filled, 6 open, 2 filled, 1 open, 2 filled, 4 open, 2 filled, 4 open, 2 filled, 9 open, 2 filled, 5 open, 2 filled, 1 open, 2 filled, 6 open, 2 filled, 1 open, 2 filled, 4 open, 1 filled.

☐ **Row 13 (RS)**

Ch 3 (counts as dc), turn, dc in each of next 3 dc, **[**ch 2, dc in next dc**] 4 times**,
[ch 2, sk next 2 dc, dc in next dc] twice, ch 2, dc in next dc,
[ch 2, sk next 2 dc, dc in next dc] twice, **[**ch 2, dc in next dc**] 6 times**,
[ch 2, sk next 2 dc, dc in next dc] twice, ch 2, dc in next dc,
[ch 2, sk next 2 dc, dc in next dc] twice, **[**ch 2, dc in next dc**] 5 times**,
dc in each of next 6 dc, **[**2 dc in next ch-2 sp, dc in next dc**] 5 times**,
[ch 2, dc in next dc**] 4 times**, dc in each of next 6 dc, **[**ch 2, dc in next dc**] 4 times**,
dc in each of next 6 dc, **[**ch 2, dc in next dc**] 4 times**,
[ch 2, sk next 2 dc, dc in next dc] twice, ch 2, dc in next dc,
[ch 2, sk next 2 dc, dc in next dc] twice, **[**ch 2, dc in next dc**] 6 times**,
[ch 2, sk next 2 dc, dc in next dc] twice, ch 2, dc in next dc,
[ch 2, sk next 2 dc, dc in next dc] twice, **[**ch 2, dc in next dc**] 5 times**,
dc in each of next 3 dc (98 dc, 58 ch-2 sps)

On the chart, right to left: 1 filled, 25 open, 7 filled, 4 open, 2 filled, 4 open, 2 filled, 25 open, 1 filled.

☐ **Row 14 (WS)**

Ch 3 (counts as dc), turn, dc in each of next 3 dc, **[**ch 2, dc in next dc**] 25 times**,
[ch 2, sk next 2 dc, dc in next dc] twice, **[**ch 2, dc in next dc**] 4 times**,
[ch 2, sk next 2 dc, dc in next dc] twice, **[**ch 2, dc in next dc**] 4 times**,
[ch 2, sk next 2 dc, dc in next dc**] 7 times**, **[**ch 2, dc in next dc**] 25 times**,
dc in each of next 3 dc (76 dc, 69 ch-2 sps)

On the chart, left to right: 1 filled, 69 open, 1 filled.

For your own crochet, gifts and handmade pieces you sell. Do not resell or share this PDF or copies of it.

☐ **Row 15 (RS)**	Ch 3 (counts as dc), turn, dc in each of next 3 dc, **[**ch 2, dc in next dc**] 69 times**, dc in each of next 3 dc (76 dc, 69 ch-2 sps) *On the chart, right to left: 1 filled, 69 open, 1 filled.*
☐ **Row 16 (WS)**	Ch 3 (counts as dc), turn, dc in each of next 3 dc, **[**ch 2, dc in next dc**] 69 times**, dc in each of next 3 dc (76 dc, 69 ch-2 sps) *On the chart, left to right: 1 filled, 69 open, 1 filled.*
☐ **Row 17 (RS)**	Ch 3 (counts as dc), turn, dc in each of next 3 dc, **[**ch 2, dc in next dc**] 69 times**, dc in each of next 3 dc (76 dc, 69 ch-2 sps) *On the chart, right to left: 1 filled, 69 open, 1 filled.*
☐ **Row 18 (WS)**	Ch 3 (counts as dc), turn, dc in each of next 3 dc, **[**ch 2, dc in next dc**] 5 times**, **[**2 dc in next ch-2 sp, dc in next dc**] 5 times**, **[**ch 2, dc in next dc**] 7 times**, [2 dc in next ch-2 sp, dc in next dc] twice, **[**ch 2, dc in next dc**] 8 times**, **[**2 dc in next ch-2 sp, dc in next dc**] 5 times**, **[**ch 2, dc in next dc**] 8 times**, 2 dc in next ch-2 sp, dc in next dc, **[**ch 2, dc in next dc**] 6 times**, [2 dc in next ch-2 sp, dc in next dc] twice, **[**ch 2, dc in next dc**] 5 times**, [2 dc in next ch-2 sp, dc in next dc] twice, **[**ch 2, dc in next dc**] 3 times**, [2 dc in next ch-2 sp, dc in next dc] twice, **[**ch 2, dc in next dc**] 3 times**, [2 dc in next ch-2 sp, dc in next dc] twice, **[**ch 2, dc in next dc**] 3 times**, dc in each of next 3 dc (118 dc, 48 ch-2 sps) *On the chart, left to right: 1 filled, 5 open, 5 filled, 7 open, 2 filled, 8 open, 5 filled, 8 open, 1 filled, 6 open, 2 filled, 5 open, 2 filled, 3 open, 2 filled, 3 open, 2 filled, 3 open, 1 filled.*
☐ **Row 19 (RS)**	Ch 3 (counts as dc), turn, dc in each of next 3 dc, **[**ch 2, dc in next dc**] 3 times**, dc in each of next 6 dc, **[**ch 2, dc in next dc**] 3 times**, dc in each of next 6 dc, **[**ch 2, dc in next dc**] 3 times**, dc in each of next 6 dc, 2 dc in next ch-2 sp, dc in next dc, **[**ch 2, dc in next dc**] 3 times**, 2 dc in next ch-2 sp, dc in next dc, dc in each of next 6 dc, **[**ch 2, dc in next dc**] 5 times**, 2 dc in next ch-2 sp, dc in next dc, dc in each of next 3 dc, 2 dc in next ch-2 sp, dc in next dc, **[**ch 2, dc in next dc**] 6 times**, 2 dc in next ch-2 sp, dc in next dc, dc in each of next 3 dc, **[**ch 2, sk next 2 dc, dc in next dc**] 3 times**, dc in each of next 3 dc, 2 dc in next ch-2 sp, dc in next dc, **[**ch 2, dc in next dc**] 7 times**, dc in each of next 6 dc, **[**ch 2, dc in next dc**] 6 times**, 2 dc in next ch-2 sp, dc in next dc, dc in each of next 3 dc, **[**ch 2, sk next 2 dc, dc in next dc**] 3 times**, dc in each of next 3 dc, 2 dc in next ch-2 sp, dc in next dc, **[**ch 2, dc in next dc**] 4 times**, dc in each of next 3 dc (122 dc, 46 ch-2 sps) *On the chart, right to left: 1 filled, 3 open, 2 filled, 3 open, 2 filled, 3 open, 3 filled, 3 open, 3 filled, 5 open, 3 filled, 6 open, 2 filled, 3 open, 2 filled, 7 open, 2 filled, 6 open, 2 filled, 3 open, 2 filled, 4 open, 1 filled.*

For your own crochet, gifts and handmade pieces you sell. Do not resell or share this PDF or copies of it.

☐ **Row 20 (WS)**

Ch 3 (counts as dc), turn, dc in each of next 3 dc, **[**ch 2, dc in next dc**] 4 times**,
[ch 2, sk next 2 dc, dc in next dc] twice, **[**ch 2, dc in next dc**] 3 times**,
dc in each of next 6 dc, **[**ch 2, dc in next dc**] 6 times**, dc in each of next 6 dc,
[ch 2, dc in next dc**] 7 times**, dc in each of next 6 dc, **[**ch 2, dc in next dc**] 3 times**,
dc in each of next 6 dc, **[**ch 2, dc in next dc**] 5 times**, 2 dc in next ch-2 sp,
dc in next dc, dc in each of next 3 dc, ch 2, sk next 2 dc, dc in next dc,
dc in each of next 3 dc, 2 dc in next ch-2 sp, dc in next dc,
[ch 2, dc in next dc**] 4 times**, dc in each of next 9 dc, 2 dc in next ch-2 sp,
dc in next dc, ch 2, dc in next dc, 2 dc in next ch-2 sp, dc in next dc,
dc in each of next 9 dc, **[**ch 2, dc in next dc**] 3 times**, ch 2, sk next 2 dc,
dc in next dc, dc in each of next 3 dc, 2 dc in next ch-2 sp, dc in next dc, ch 2,
dc in next dc, 2 dc in next ch-2 sp, dc in next dc, dc in each of next 3 dc, ch 2,
sk next 2 dc, dc in next dc, **[**ch 2, dc in next dc**] 3 times**, dc in each of next 3 dc

(124 dc, 45 ch-2 sps)

On the chart, left to right: 1 filled, 9 open, 2 filled, 6 open, 2 filled, 7 open, 2 filled, 3 open, 2 filled, 5 open, 2 filled, 1 open, 2 filled, 4 open, 4 filled, 1 open, 4 filled, 4 open, 2 filled, 1 open, 2 filled, 4 open, 1 filled.

☐ **Row 21 (RS)**

Ch 3 (counts as dc), turn, dc in each of next 3 dc, **[**ch 2, dc in next dc**] 4 times**, ch 2,
sk next 2 dc, dc in next dc, dc in each of next 3 dc, 2 dc in next ch-2 sp, dc in next dc,
dc in each of next 3 dc, ch 2, sk next 2 dc, dc in next dc,
[ch 2, dc in next dc**] 4 times**, dc in each of next 6 dc, ch 2, sk next 2 dc,
dc in next dc, dc in each of next 3 dc, 2 dc in next ch-2 sp, dc in next dc,
dc in each of next 3 dc, ch 2, sk next 2 dc, dc in next dc, dc in each of next 6 dc,
[ch 2, dc in next dc**] 4 times**, dc in each of next 6 dc, ch 2, dc in next dc,
dc in each of next 6 dc, **[**ch 2, dc in next dc**] 5 times**, dc in each of next 6 dc,
[ch 2, dc in next dc**] 3 times**, dc in each of next 6 dc, **[**ch 2, dc in next dc**] 7 times**,
dc in each of next 6 dc, **[**ch 2, dc in next dc**] 6 times**, dc in each of next 6 dc,
2 dc in next ch-2 sp, dc in next dc, **[**ch 2, dc in next dc**] 8 times**,
dc in each of next 3 dc

(122 dc, 46 ch-2 sps)

On the chart, right to left: 1 filled, 5 open, 3 filled, 5 open, 2 filled, 1 open, 3 filled, 1 open, 2 filled, 4 open, 2 filled, 1 open, 2 filled, 5 open, 2 filled, 3 open, 2 filled, 7 open, 2 filled, 6 open, 3 filled, 8 open, 1 filled.

☐ **Row 22 (WS)**

Ch 3 (counts as dc), turn, dc in each of next 3 dc, **[**ch 2, dc in next dc**] 5 times**,
[2 dc in next ch-2 sp, dc in next dc**] 3 times**, dc in each of next 6 dc, ch 2,
sk next 2 dc, dc in next dc, **[**ch 2, dc in next dc**] 6 times**, dc in each of next 6 dc,
[ch 2, dc in next dc**] 7 times**, dc in each of next 6 dc, **[**ch 2, dc in next dc**] 3 times**,
dc in each of next 6 dc, **[**ch 2, dc in next dc**] 4 times**, 2 dc in next ch-2 sp,
dc in next dc, dc in each of next 3 dc, ch 2, sk next 2 dc, dc in next dc, ch 2,
dc in next dc, ch 2, sk next 2 dc, dc in next dc, dc in each of next 3 dc,
2 dc in next ch-2 sp, dc in next dc, **[**ch 2, dc in next dc**] 3 times**,
dc in each of next 6 dc, ch 2, dc in next dc, ch 2, sk next 2 dc, dc in next dc,
dc in each of next 3 dc, ch 2, sk next 2 dc, dc in next dc, ch 2, dc in next dc,
dc in each of next 6 dc, **[**ch 2, dc in next dc**] 5 times**, ch 2, sk next 2 dc,
dc in next dc, dc in each of next 3 dc, ch 2, sk next 2 dc, dc in next dc,
[ch 2, dc in next dc**] 5 times**, dc in each of next 3 dc

(118 dc, 48 ch-2 sps)

On the chart, left to right: 1 filled, 5 open, 5 filled, 7 open, 2 filled, 7 open, 2 filled, 3 open, 2 filled, 4 open, 2 filled, 3 open, 2 filled, 3 open, 2 filled, 2 open, 1 filled, 2 open, 2 filled, 6 open, 1 filled, 6 open, 1 filled.

For your own crochet, gifts and handmade pieces you sell. Do not resell or share this PDF or copies of it.

☐ **Row 23 (RS)**

Ch 3 (counts as dc), turn, dc in each of next 3 dc, **[**ch 2, dc in next dc**] 5 times**,
2 dc in next ch-2 sp, dc in next dc, dc in each of next 3 dc, 2 dc in next ch-2 sp,
dc in next dc, **[**ch 2, dc in next dc**] 5 times**, dc in each of next 6 dc,
[ch 2, dc in next dc] twice, ch 2, sk next 2 dc, dc in next dc, [ch 2, dc in next dc] twice,
dc in each of next 6 dc, **[**ch 2, dc in next dc**] 3 times**, dc in each of next 6 dc,
[ch 2, dc in next dc**] 3 times**, dc in each of next 6 dc, **[**ch 2, dc in next dc**] 4 times**,
dc in each of next 6 dc, **[**ch 2, dc in next dc**] 3 times**, dc in each of next 6 dc,
[ch 2, dc in next dc**] 7 times**, dc in each of next 6 dc, **[**ch 2, dc in next dc**] 7 times**,
[ch 2, sk next 2 dc, dc in next dc**] 3 times**, dc in each of next 6 dc,
2 dc in next ch-2 sp, dc in next dc, **[**ch 2, dc in next dc**] 4 times**,
dc in each of next 3 dc (116 dc, 49 ch-2 sps)

On the chart, right to left: 1 filled, 5 open, 3 filled, 5 open, 2 filled, 5 open, 2 filled, 3 open, 2 filled, 3 open, 2 filled, 4 open, 2 filled, 3 open, 2 filled, 7 open, 2 filled, 10 open, 3 filled, 4 open, 1 filled.

☐ **Row 24 (WS)**

Ch 3 (counts as dc), turn, dc in each of next 3 dc, **[**ch 2, dc in next dc**] 4 times**,
dc in each of next 6 dc, ch 2, sk next 2 dc, dc in next dc,
[ch 2, dc in next dc**] 10 times**, dc in each of next 6 dc,
[ch 2, dc in next dc**] 7 times**, dc in each of next 6 dc, **[**ch 2, dc in next dc**] 3 times**,
dc in each of next 6 dc, **[**ch 2, dc in next dc**] 4 times**, dc in each of next 6 dc,
[ch 2, dc in next dc**] 3 times**, dc in each of next 6 dc, **[**ch 2, dc in next dc**] 3 times**,
dc in each of next 6 dc, **[**ch 2, dc in next dc**] 5 times**, dc in each of next 6 dc,
[ch 2, dc in next dc**] 4 times**, 2 dc in next ch-2 sp, dc in next dc,
dc in each of next 3 dc, ch 2, sk next 2 dc, dc in next dc, dc in each of next 3 dc,
2 dc in next ch-2 sp, dc in next dc, **[**ch 2, dc in next dc**] 4 times**,
dc in each of next 3 dc (116 dc, 49 ch-2 sps)

On the chart, left to right: 1 filled, 4 open, 2 filled, 11 open, 2 filled, 7 open, 2 filled, 3 open, 2 filled, 4 open, 2 filled, 3 open, 2 filled, 3 open, 2 filled, 5 open, 2 filled, 4 open, 2 filled, 1 open, 2 filled, 4 open, 1 filled.

☐ **Row 25 (RS)**

Ch 3 (counts as dc), turn, dc in each of next 3 dc, **[**ch 2, dc in next dc**] 3 times**,
2 dc in next ch-2 sp, dc in next dc, dc in each of next 3 dc, ch 2, sk next 2 dc,
dc in next dc, ch 2, dc in next dc, ch 2, sk next 2 dc, dc in next dc,
dc in each of next 3 dc, 2 dc in next ch-2 sp, dc in next dc,
[ch 2, dc in next dc**] 3 times**, dc in each of next 6 dc, **[**ch 2, dc in next dc**] 5 times**,
dc in each of next 6 dc, [ch 2, dc in next dc] twice, 2 dc in next ch-2 sp, dc in next dc,
dc in each of next 3 dc, ch 2, sk next 2 dc, dc in next dc,
[ch 2, dc in next dc**] 3 times**, ch 2, sk next 2 dc, dc in next dc,
dc in each of next 3 dc, 2 dc in next ch-2 sp, dc in next dc,
[ch 2, dc in next dc**] 3 times**, dc in each of next 6 dc, **[**ch 2, dc in next dc**] 3 times**,
dc in each of next 6 dc, **[**ch 2, dc in next dc**] 7 times**, dc in each of next 6 dc,
[ch 2, dc in next dc**] 6 times**, [2 dc in next ch-2 sp, dc in next dc] twice,
[ch 2, dc in next dc**] 3 times**, dc in each of next 6 dc, **[**ch 2, dc in next dc**] 4 times**,
dc in each of next 3 dc (120 dc, 47 ch-2 sps)

On the chart, right to left: 1 filled, 3 open, 2 filled, 3 open, 2 filled, 3 open, 2 filled, 5 open, 2 filled, 2 open, 2 filled, 5 open, 2 filled, 3 open, 2 filled, 3 open, 2 filled, 7 open, 2 filled, 6 open, 2 filled, 3 open, 2 filled, 4 open, 1 filled.

For your own crochet, gifts and handmade pieces you sell. Do not resell or share this PDF or copies of it.

☐ **Row 26 (WS)**	Ch 3 (counts as dc), turn, dc in each of next 3 dc, **[**ch 2, dc in next dc**] 4 times**, ch 2, sk next 2 dc, dc in next dc, dc in each of next 3 dc, **[**2 dc in next ch-2 sp, dc in next dc**] 3 times**, dc in each of next 3 dc, ch 2, sk next 2 dc, dc in next dc, **[**ch 2, dc in next dc**] 3 times**, **[**2 dc in next ch-2 sp, dc in next dc**] 3 times**, dc in each of next 6 dc, **[**2 dc in next ch-2 sp, dc in next dc**] 3 times**, **[**ch 2, dc in next dc**] 4 times**, dc in each of next 6 dc, **[**ch 2, dc in next dc**] 3 times**, dc in each of next 6 dc, **[**ch 2, dc in next dc**] 3 times**, dc in each of next 6 dc, **[**ch 2, dc in next dc**] 5 times**, dc in each of next 6 dc, [ch 2, dc in next dc] twice, dc in each of next 6 dc, **[**ch 2, dc in next dc**] 5 times**, dc in each of next 6 dc, **[**ch 2, dc in next dc**] 3 times**, dc in each of next 6 dc, **[**ch 2, dc in next dc**] 3 times**, dc in each of next 6 dc, **[**ch 2, dc in next dc**] 3 times**, dc in each of next 3 dc (134 dc, 40 ch-2 sps) *On the chart, left to right: 1 filled, 5 open, 5 filled, 4 open, 8 filled, 4 open, 2 filled, 3 open, 2 filled, 3 open, 2 filled, 5 open, 2 filled, 2 open, 2 filled, 5 open, 2 filled, 3 open, 2 filled, 3 open, 2 filled, 3 open, 1 filled.*
☐ **Row 27 (RS)**	Ch 3 (counts as dc), turn, dc in each of next 3 dc, **[**ch 2, dc in next dc**] 3 times**, [ch 2, sk next 2 dc, dc in next dc] twice, **[**ch 2, dc in next dc**] 3 times**, [ch 2, sk next 2 dc, dc in next dc] twice, **[**ch 2, dc in next dc**] 3 times**, [ch 2, sk next 2 dc, dc in next dc] twice, **[**ch 2, dc in next dc**] 5 times**, [ch 2, sk next 2 dc, dc in next dc] twice, [ch 2, dc in next dc] twice, [ch 2, sk next 2 dc, dc in next dc] twice, **[**ch 2, dc in next dc**] 5 times**, [ch 2, sk next 2 dc, dc in next dc] twice, **[**ch 2, dc in next dc**] 3 times**, [ch 2, sk next 2 dc, dc in next dc] twice, **[**ch 2, dc in next dc**] 3 times**, [ch 2, sk next 2 dc, dc in next dc] twice, **[**ch 2, dc in next dc**] 4 times**, **[**ch 2, sk next 2 dc, dc in next dc**] 8 times**, **[**ch 2, dc in next dc**] 4 times**, **[**ch 2, sk next 2 dc, dc in next dc**] 5 times**, **[**ch 2, dc in next dc**] 5 times**, dc in each of next 3 dc (76 dc, 69 ch-2 sps) *On the chart, right to left: 1 filled, 69 open, 1 filled.*
☐ **Row 28 (WS)**	Ch 3 (counts as dc), turn, dc in each of next 3 dc, **[**ch 2, dc in next dc**] 69 times**, dc in each of next 3 dc (76 dc, 69 ch-2 sps) *On the chart, left to right: 1 filled, 69 open, 1 filled.*
☐ **Row 29 (RS)**	Ch 3 (counts as dc), turn, dc in each of next 3 dc, **[**ch 2, dc in next dc**] 69 times**, dc in each of next 3 dc (76 dc, 69 ch-2 sps) *On the chart, right to left: 1 filled, 69 open, 1 filled.*
☐ **Row 30 (WS)**	Ch 3 (counts as dc), turn, dc in each of next 3 dc, **[**ch 2, dc in next dc**] 69 times**, dc in each of next 3 dc (76 dc, 69 ch-2 sps) *On the chart, left to right: 1 filled, 69 open, 1 filled.*

For your own crochet, gifts and handmade pieces you sell. Do not resell or share this PDF or copies of it.

☐ **Row 31 (RS)**

Ch 3 (counts as dc), turn, dc in each of next 3 dc, **[**ch 2, dc in next dc**] 3 times**,
[2 dc in next ch-2 sp, dc in next dc] twice, **[**ch 2, dc in next dc**] 3 times**,
[2 dc in next ch-2 sp, dc in next dc] twice, **[**ch 2, dc in next dc**] 4 times**,
[2 dc in next ch-2 sp, dc in next dc] twice, ch 2, dc in next dc,
[2 dc in next ch-2 sp, dc in next dc**] 3 times**, **[**ch 2, dc in next dc**] 10 times**,
[2 dc in next ch-2 sp, dc in next dc] twice, **[**ch 2, dc in next dc**] 5 times**,
[2 dc in next ch-2 sp, dc in next dc**] 5 times**, **[**ch 2, dc in next dc**] 5 times**,
[2 dc in next ch-2 sp, dc in next dc] twice, **[**ch 2, dc in next dc**] 4 times**,
[2 dc in next ch-2 sp, dc in next dc] twice, [ch 2, dc in next dc] twice,
[2 dc in next ch-2 sp, dc in next dc] twice, **[**ch 2, dc in next dc**] 5 times**,
[2 dc in next ch-2 sp, dc in next dc] twice, **[**ch 2, dc in next dc**] 3 times**,
dc in each of next 3 dc (124 dc, 45 ch-2 sps)

On the chart, right to left: 1 filled, 3 open, 2 filled, 3 open, 2 filled, 4 open, 2 filled, 1 open, 3 filled, 10 open, 2 filled, 5 open, 5 filled, 5 open, 2 filled, 4 open, 2 filled, 2 open, 2 filled, 5 open, 2 filled, 3 open, 1 filled.

☐ **Row 32 (WS)**

Ch 3 (counts as dc), turn, dc in each of next 3 dc, **[**ch 2, dc in next dc**] 3 times**,
dc in each of next 6 dc, **[**ch 2, dc in next dc**] 5 times**, dc in each of next 6 dc,
[ch 2, dc in next dc] twice, dc in each of next 6 dc, **[**ch 2, dc in next dc**] 3 times**,
2 dc in next ch-2 sp, dc in next dc, dc in each of next 6 dc,
[ch 2, dc in next dc**] 4 times**, 2 dc in next ch-2 sp, dc in next dc,
dc in each of next 3 dc, **[**ch 2, sk next 2 dc, dc in next dc**] 3 times**,
dc in each of next 3 dc, 2 dc in next ch-2 sp, dc in next dc,
[ch 2, dc in next dc**] 4 times**, dc in each of next 6 dc, **[**ch 2, dc in next dc**] 9 times**,
2 dc in next ch-2 sp, dc in next dc, dc in each of next 3 dc,
[ch 2, sk next 2 dc, dc in next dc] twice, 2 dc in next ch-2 sp, dc in next dc,
dc in each of next 6 dc, **[**ch 2, dc in next dc**] 4 times**, dc in each of next 6 dc,
[ch 2, dc in next dc] twice, 2 dc in next ch-2 sp, dc in next dc, dc in each of next 3 dc,
ch 2, sk next 2 dc, dc in next dc, **[**ch 2, dc in next dc**] 3 times**, dc in each of next 3 dc
(124 dc, 45 ch-2 sps)

On the chart, left to right: 1 filled, 3 open, 2 filled, 5 open, 2 filled, 2 open, 2 filled, 3 open, 3 filled, 4 open, 2 filled, 3 open, 2 filled, 4 open, 2 filled, 9 open, 2 filled, 2 open, 3 filled, 4 open, 2 filled, 2 open, 2 filled, 4 open, 1 filled.

☐ **Row 33 (RS)**

Ch 3 (counts as dc), turn, dc in each of next 3 dc, **[**ch 2, dc in next dc**] 4 times**, ch 2,
sk next 2 dc, dc in next dc, dc in each of next 3 dc, 2 dc in next ch-2 sp, dc in next dc,
ch 2, dc in next dc, dc in each of next 6 dc, **[**ch 2, dc in next dc**] 4 times**,
dc in each of next 9 dc, 2 dc in next ch-2 sp, dc in next dc, ch 2, dc in next dc,
dc in each of next 6 dc, **[**ch 2, dc in next dc**] 9 times**, dc in each of next 6 dc,
[ch 2, dc in next dc**] 4 times**, dc in each of next 6 dc, **[**ch 2, dc in next dc**] 3 times**,
dc in each of next 6 dc, **[**ch 2, dc in next dc**] 4 times**, dc in each of next 9 dc,
[ch 2, dc in next dc**] 3 times**, dc in each of next 6 dc, [ch 2, dc in next dc] twice,
dc in each of next 6 dc, **[**ch 2, dc in next dc**] 5 times**, dc in each of next 6 dc,
[ch 2, dc in next dc**] 3 times**, dc in each of next 3 dc (126 dc, 44 ch-2 sps)

On the chart, right to left: 1 filled, 5 open, 2 filled, 1 open, 2 filled, 4 open, 4 filled, 1 open, 2 filled, 9 open, 2 filled, 4 open, 2 filled, 3 open, 2 filled, 4 open, 3 filled, 3 open, 2 filled, 2 open, 2 filled, 5 open, 2 filled, 3 open, 1 filled.

For your own crochet, gifts and handmade pieces you sell. Do not resell or share this PDF or copies of it.

☐ **Row 34 (WS)**

Ch 3 (counts as dc), turn, dc in each of next 3 dc, **[**ch 2, dc in next dc**] 3 times**,
dc in each of next 6 dc, **[**ch 2, dc in next dc**] 5 times**, dc in each of next 6 dc,
[ch 2, dc in next dc] twice, dc in each of next 6 dc, [ch 2, dc in next dc] twice,
2 dc in next ch-2 sp, dc in next dc, dc in each of next 9 dc,
[ch 2, dc in next dc**] 4 times**, dc in each of next 6 dc, **[**ch 2, dc in next dc**] 3 times**,
dc in each of next 6 dc, **[**ch 2, dc in next dc**] 4 times**, dc in each of next 6 dc,
[ch 2, dc in next dc**] 9 times**, dc in each of next 6 dc, ch 2, dc in next dc,
dc in each of next 3 dc, ch 2, sk next 2 dc, dc in next dc, dc in each of next 6 dc,
[ch 2, dc in next dc**] 4 times**, dc in each of next 6 dc, 2 dc in next ch-2 sp,
dc in next dc, dc in each of next 3 dc, ch 2, sk next 2 dc, dc in next dc,
[ch 2, dc in next dc**] 5 times**, dc in each of next 3 dc (126 dc, 44 ch-2 sps)

On the chart, left to right: 1 filled, 3 open, 2 filled, 5 open, 2 filled, 2 open, 2 filled, 2 open, 4 filled, 4 open, 2 filled, 3 open, 2 filled, 4 open, 2 filled, 9 open, 2 filled, 1 open, 1 filled, 1 open, 2 filled, 4 open, 4 filled, 6 open, 1 filled.

☐ **Row 35 (RS)**

Ch 3 (counts as dc), turn, dc in each of next 3 dc, **[**ch 2, dc in next dc**] 4 times**,
[2 dc in next ch-2 sp, dc in next dc] twice, dc in each of next 12 dc,
[ch 2, dc in next dc**] 4 times**, dc in each of next 6 dc, ch 2, dc in next dc, ch 2,
sk next 2 dc, dc in next dc, ch 2, dc in next dc, dc in each of next 6 dc,
[ch 2, dc in next dc**] 5 times**, **[**2 dc in next ch-2 sp, dc in next dc**] 4 times**,
dc in each of next 6 dc, **[**ch 2, dc in next dc**] 4 times**, dc in each of next 6 dc,
[ch 2, dc in next dc**] 3 times**, dc in each of next 6 dc, **[**ch 2, dc in next dc**] 4 times**,
dc in each of next 6 dc, ch 2, sk next 2 dc, dc in next dc, dc in each of next 3 dc,
2 dc in next ch-2 sp, dc in next dc, ch 2, dc in next dc, dc in each of next 6 dc,
[ch 2, dc in next dc] twice, dc in each of next 6 dc, [ch 2, dc in next dc] twice,
2 dc in next ch-2 sp, dc in next dc, [ch 2, dc in next dc] twice, dc in each of next 6 dc,
[ch 2, dc in next dc**] 3 times**, dc in each of next 3 dc (138 dc, 38 ch-2 sps)

On the chart, right to left.

☐ **Row 36 (WS)**

Ch 3 (counts as dc), turn, dc in each of next 3 dc, **[**ch 2, dc in next dc**] 3 times**,
dc in each of next 6 dc, ch 2, dc in next dc, 2 dc in next ch-2 sp, dc in next dc,
dc in each of next 3 dc, 2 dc in next ch-2 sp, dc in next dc, ch 2, dc in next dc,
dc in each of next 6 dc, [ch 2, dc in next dc] twice, dc in each of next 6 dc,
2 dc in next ch-2 sp, dc in next dc, dc in each of next 3 dc, ch 2, sk next 2 dc,
dc in next dc, ch 2, dc in next dc, dc in each of next 6 dc,
[ch 2, dc in next dc**] 4 times**, dc in each of next 6 dc, **[**ch 2, dc in next dc**] 3 times**,
dc in each of next 6 dc, **[**ch 2, dc in next dc**] 4 times**, dc in each of next 6 dc,
[ch 2, sk next 2 dc, dc in next dc**] 3 times**, dc in each of next 3 dc,
2 dc in next ch-2 sp, dc in next dc, **[**ch 2, dc in next dc**] 4 times**,
dc in each of next 6 dc, **[**ch 2, dc in next dc**] 3 times**, dc in each of next 6 dc,
[ch 2, dc in next dc**] 4 times**, dc in each of next 6 dc,
[ch 2, sk next 2 dc, dc in next dc**] 3 times**, dc in each of next 3 dc,
2 dc in next ch-2 sp, dc in next dc, **[**ch 2, dc in next dc**] 3 times**,
dc in each of next 3 dc (134 dc, 40 ch-2 sps)

On the chart, left to right.

For your own crochet, gifts and handmade pieces you sell. Do not resell or share this PDF or copies of it.

☐ **Row 37 (RS)**

Ch 3 (counts as dc), turn, dc in each of next 3 dc, **[**ch 2, dc in next dc**] 3 times**,
dc in each of next 6 dc, **[**ch 2, dc in next dc**] 3 times**, dc in each of next 6 dc,
[ch 2, dc in next dc**] 4 times**, dc in each of next 6 dc, **[**ch 2, dc in next dc**] 3 times**,
dc in each of next 6 dc, **[**ch 2, dc in next dc**] 4 times**, dc in each of next 6 dc,
[ch 2, dc in next dc**] 3 times**, dc in each of next 6 dc, **[**ch 2, dc in next dc**] 4 times**,
dc in each of next 6 dc, **[**ch 2, dc in next dc**] 3 times**, dc in each of next 6 dc,
[ch 2, dc in next dc**] 4 times**, dc in each of next 6 dc, [ch 2, dc in next dc] twice,
ch 2, sk next 2 dc, dc in next dc, dc in each of next 9 dc, [ch 2, dc in next dc] twice,
dc in each of next 6 dc, 2 dc in next ch-2 sp, dc in next dc, dc in each of next 3 dc, ch 2,
sk next 2 dc, dc in next dc, dc in each of next 3 dc, 2 dc in next ch-2 sp, dc in next dc,
dc in each of next 6 dc, **[**ch 2, dc in next dc**] 3 times**, dc in each of next 3 dc

(134 dc, 40 ch-2 sps)

On the chart, right to left.

☐ **Row 38 (WS)**

Ch 3 (counts as dc), turn, dc in each of next 3 dc, **[**ch 2, dc in next dc**] 3 times**,
dc in each of next 9 dc, ch 2, sk next 2 dc, dc in next dc, ch 2, dc in next dc, ch 2,
sk next 2 dc, dc in next dc, dc in each of next 9 dc, [ch 2, dc in next dc] twice,
dc in each of next 9 dc, **[**ch 2, dc in next dc**] 3 times**, dc in each of next 6 dc,
[ch 2, dc in next dc**] 4 times**, dc in each of next 6 dc, **[**ch 2, dc in next dc**] 3 times**,
dc in each of next 6 dc, **[**ch 2, dc in next dc**] 4 times**, dc in each of next 6 dc,
[ch 2, dc in next dc**] 3 times**, dc in each of next 6 dc, **[**ch 2, dc in next dc**] 4 times**,
dc in each of next 6 dc, **[**ch 2, dc in next dc**] 3 times**, dc in each of next 6 dc,
[ch 2, dc in next dc**] 4 times**, dc in each of next 6 dc, **[**ch 2, dc in next dc**] 3 times**,
dc in each of next 6 dc, **[**ch 2, dc in next dc**] 3 times**, dc in each of next 3 dc

(130 dc, 42 ch-2 sps)

On the chart, left to right.

☐ **Row 39 (RS)**

Ch 3 (counts as dc), turn, dc in each of next 3 dc, **[**ch 2, dc in next dc**] 3 times**, ch 2,
sk next 2 dc, dc in next dc, dc in each of next 3 dc,
[2 dc in next ch-2 sp, dc in next dc**] 3 times**, dc in each of next 6 dc,
[ch 2, dc in next dc**] 4 times**, ch 2, sk next 2 dc, dc in next dc,
dc in each of next 3 dc, **[**2 dc in next ch-2 sp, dc in next dc**] 3 times**,
dc in each of next 3 dc, ch 2, sk next 2 dc, dc in next dc,
[ch 2, dc in next dc**] 4 times**, ch 2, sk next 2 dc, dc in next dc,
dc in each of next 3 dc, **[**2 dc in next ch-2 sp, dc in next dc**] 3 times**,
dc in each of next 6 dc, **[**ch 2, dc in next dc**] 4 times**, ch 2, sk next 2 dc,
dc in next dc, dc in each of next 3 dc, **[**2 dc in next ch-2 sp, dc in next dc**] 3 times**,
dc in each of next 3 dc, ch 2, sk next 2 dc, dc in next dc,
[ch 2, dc in next dc**] 4 times**, dc in each of next 6 dc, **[**ch 2, dc in next dc**] 3 times**,
ch 2, sk next 2 dc, dc in next dc, dc in each of next 6 dc, [ch 2, dc in next dc] twice,
dc in each of next 6 dc, ch 2, sk next 2 dc, dc in next dc,
[ch 2, dc in next dc**] 3 times**, ch 2, sk next 2 dc, dc in next dc,
dc in each of next 6 dc, **[**ch 2, dc in next dc**] 3 times**, dc in each of next 3 dc

(136 dc, 39 ch-2 sps)

On the chart, right to left: 1 filled, 4 open, 6 filled, 5 open, 5 filled, 6 open, 6 filled, 5 open, 5 filled, 5 open, 2 filled, 4 open, 2 filled, 2 open, 2 filled, 5 open, 2 filled, 3 open, 1 filled.

For your own crochet, gifts and handmade pieces you sell. Do not resell or share this PDF or copies of it.

☐ **Row 40 (WS)**

Ch 3 (counts as dc), turn, dc in each of next 3 dc, **[**ch 2, dc in next dc**] 3 times**,
[ch 2, sk next 2 dc, dc in next dc] twice, **[**ch 2, dc in next dc**] 5 times**,
[ch 2, sk next 2 dc, dc in next dc] twice, [ch 2, dc in next dc] twice,
[ch 2, sk next 2 dc, dc in next dc] twice, **[**ch 2, dc in next dc**] 4 times**,
[ch 2, sk next 2 dc, dc in next dc] twice, **[**ch 2, dc in next dc**] 5 times**,
[ch 2, sk next 2 dc, dc in next dc**] 5 times**, **[**ch 2, dc in next dc**] 5 times**,
[ch 2, sk next 2 dc, dc in next dc**] 6 times**, **[**ch 2, dc in next dc**] 6 times**,
[ch 2, sk next 2 dc, dc in next dc**] 5 times**, **[**ch 2, dc in next dc**] 5 times**,
[ch 2, sk next 2 dc, dc in next dc**] 6 times**, **[**ch 2, dc in next dc**] 4 times**,
dc in each of next 3 dc (76 dc, 69 ch-2 sps)

On the chart, left to right: 1 filled, 69 open, 1 filled.

☐ **Row 41 (RS)**

Ch 3 (counts as dc), turn, dc in each of next 3 dc, **[**ch 2, dc in next dc**] 69 times**,
dc in each of next 3 dc (76 dc, 69 ch-2 sps)

On the chart, right to left: 1 filled, 69 open, 1 filled.

☐ **Row 42 (WS)**

Ch 3 (counts as dc), turn, dc in each of next 3 dc, **[**ch 2, dc in next dc**] 69 times**,
dc in each of next 3 dc (76 dc, 69 ch-2 sps)

On the chart, left to right: 1 filled, 69 open, 1 filled.

☐ **Row 43 (RS)**

Ch 3 (counts as dc), turn, dc in each of next 3 dc, **[**ch 2, dc in next dc**] 69 times**,
dc in each of next 3 dc (76 dc, 69 ch-2 sps)

On the chart, right to left: 1 filled, 69 open, 1 filled.

☐ **Row 44 (WS)**

Ch 3 (counts as dc), turn, dc in each of next 3 dc, **[**ch 2, dc in next dc**] 5 times**,
[2 dc in next ch-2 sp, dc in next dc**] 5 times**, **[**ch 2, dc in next dc**] 5 times**,
[2 dc in next ch-2 sp, dc in next dc] twice, **[**ch 2, dc in next dc**] 3 times**,
[2 dc in next ch-2 sp, dc in next dc] twice, **[**ch 2, dc in next dc**] 5 times**,
[2 dc in next ch-2 sp, dc in next dc**] 6 times**, **[**ch 2, dc in next dc**] 5 times**,
[2 dc in next ch-2 sp, dc in next dc**] 4 times**, **[**ch 2, dc in next dc**] 6 times**,
[2 dc in next ch-2 sp, dc in next dc] twice, **[**ch 2, dc in next dc**] 3 times**,
[2 dc in next ch-2 sp, dc in next dc] twice, **[**ch 2, dc in next dc**] 4 times**,
[2 dc in next ch-2 sp, dc in next dc**] 7 times**, **[**ch 2, dc in next dc**] 3 times**,
dc in each of next 3 dc (136 dc, 39 ch-2 sps)

On the chart, left to right: 1 filled, 5 open, 5 filled, 5 open, 2 filled, 3 open, 2 filled, 5 open, 6 filled, 5 open, 4 filled, 6 open, 2 filled, 3 open, 2 filled, 4 open, 7 filled, 3 open, 1 filled.

☐ **Row 45 (RS)**

Ch 3 (counts as dc), turn, dc in each of next 3 dc, **[**ch 2, dc in next dc**] 3 times**,
[ch 2, sk next 2 dc, dc in next dc**] 5 times**, dc in each of next 6 dc,
[ch 2, dc in next dc**] 4 times**, ch 2, sk next 2 dc, dc in next dc,
dc in each of next 3 dc, 2 dc in next ch-2 sp, dc in next dc, [ch 2, dc in next dc] twice,
dc in each of next 6 dc, **[**ch 2, dc in next dc**] 5 times**, 2 dc in next ch-2 sp,
dc in next dc, dc in each of next 3 dc, [ch 2, sk next 2 dc, dc in next dc] twice,
dc in each of next 3 dc, 2 dc in next ch-2 sp, dc in next dc,
[ch 2, dc in next dc**] 4 times**, [ch 2, sk next 2 dc, dc in next dc] twice,
dc in each of next 6 dc, [ch 2, sk next 2 dc, dc in next dc] twice,
[ch 2, dc in next dc**] 5 times**, dc in each of next 6 dc, **[**ch 2, dc in next dc**] 3 times**,
dc in each of next 6 dc, **[**ch 2, dc in next dc**] 4 times**, 2 dc in next ch-2 sp,
dc in next dc, dc in each of next 3 dc, **[**ch 2, sk next 2 dc, dc in next dc**] 3 times**,
dc in each of next 3 dc, 2 dc in next ch-2 sp, dc in next dc,
[ch 2, dc in next dc**] 4 times**, dc in each of next 3 dc (116 dc, 49 ch-2 sps)

On the chart, right to left: 1 filled, 8 open, 2 filled, 5 open, 2 filled, 2 open, 2 filled, 5 open, 2 filled, 2 open, 2 filled, 6 open, 2 filled, 7 open, 2 filled, 3 open, 2 filled, 4 open, 2 filled, 3 open, 2 filled, 4 open, 1 filled.

For your own crochet, gifts and handmade pieces you sell. Do not resell or share this PDF or copies of it.

☐ **Row 46 (WS)**

Ch 3 (counts as dc), turn, dc in each of next 3 dc, **[**ch 2, dc in next dc**] 4 times**,
dc in each of next 6 dc, **[**ch 2, dc in next dc**] 3 times**, dc in each of next 6 dc,
[ch 2, dc in next dc**] 4 times**, dc in each of next 6 dc, **[**ch 2, dc in next dc**] 3 times**,
dc in each of next 6 dc, **[**ch 2, dc in next dc**] 7 times**, dc in each of next 6 dc,
[ch 2, dc in next dc**] 6 times**, dc in each of next 6 dc, [ch 2, dc in next dc] twice,
dc in each of next 6 dc, **[**ch 2, dc in next dc**] 5 times**, dc in each of next 6 dc, ch 2,
dc in next dc, 2 dc in next ch-2 sp, dc in next dc, dc in each of next 3 dc, ch 2,
sk next 2 dc, dc in next dc, **[**ch 2, dc in next dc**] 5 times**, dc in each of next 6 dc,
[ch 2, dc in next dc**] 8 times**, dc in each of next 3 dc (116 dc, 49 ch-2 sps)

On the chart, left to right: 1 filled, 4 open, 2 filled, 3 open, 2 filled, 4 open, 2 filled, 3 open, 2 filled, 7 open, 2 filled, 6 open, 2 filled, 2 open, 2 filled, 5 open, 2 filled, 1 open, 2 filled, 6 open, 2 filled, 8 open, 1 filled.

☐ **Row 47 (RS)**

Ch 3 (counts as dc), turn, dc in each of next 3 dc, **[**ch 2, dc in next dc**] 8 times**,
dc in each of next 6 dc, **[**ch 2, dc in next dc**] 6 times**, ch 2, sk next 2 dc,
dc in next dc, dc in each of next 3 dc, 2 dc in next ch-2 sp, dc in next dc,
dc in each of next 6 dc, **[**ch 2, dc in next dc**] 5 times**, dc in each of next 6 dc,
[ch 2, dc in next dc] twice, [ch 2, sk next 2 dc, dc in next dc] twice,
[ch 2, dc in next dc**] 6 times**, dc in each of next 6 dc, **[**ch 2, dc in next dc**] 7 times**,
dc in each of next 6 dc, **[**ch 2, dc in next dc**] 3 times**, dc in each of next 6 dc,
[ch 2, dc in next dc**] 4 times**, dc in each of next 6 dc, **[**ch 2, dc in next dc**] 3 times**,
dc in each of next 6 dc, **[**ch 2, dc in next dc**] 4 times**, dc in each of next 3 dc
(112 dc, 51 ch-2 sps)

On the chart, right to left: 1 filled, 8 open, 2 filled, 7 open, 4 filled, 5 open, 2 filled, 10 open, 2 filled, 7 open, 2 filled, 3 open, 2 filled, 4 open, 2 filled, 3 open, 2 filled, 4 open, 1 filled.

☐ **Row 48 (WS)**

Ch 3 (counts as dc), turn, dc in each of next 3 dc, **[**ch 2, dc in next dc**] 4 times**,
dc in each of next 6 dc, ch 2, dc in next dc, [2 dc in next ch-2 sp, dc in next dc] twice,
dc in each of next 6 dc, **[**ch 2, dc in next dc**] 4 times**, dc in each of next 6 dc,
[2 dc in next ch-2 sp, dc in next dc**] 3 times**, dc in each of next 6 dc,
[ch 2, dc in next dc**] 7 times**, dc in each of next 6 dc,
[ch 2, dc in next dc**] 10 times**, dc in each of next 6 dc,
[ch 2, dc in next dc**] 5 times**, dc in each of next 9 dc, ch 2, sk next 2 dc,
dc in next dc, **[**ch 2, dc in next dc**] 7 times**, dc in each of next 6 dc,
[ch 2, dc in next dc**] 8 times**, dc in each of next 3 dc (120 dc, 47 ch-2 sps)

On the chart, left to right: 1 filled, 4 open, 2 filled, 1 open, 4 filled, 4 open, 7 filled, 7 open, 2 filled, 10 open, 2 filled, 5 open, 3 filled, 8 open, 2 filled, 8 open, 1 filled.

☐ **Row 49 (RS)**

Ch 3 (counts as dc), turn, dc in each of next 3 dc, **[**ch 2, dc in next dc**] 8 times**,
dc in each of next 6 dc, **[**ch 2, dc in next dc**] 7 times**, 2 dc in next ch-2 sp,
dc in next dc, dc in each of next 9 dc, **[**ch 2, dc in next dc**] 5 times**,
dc in each of next 6 dc, **[**ch 2, dc in next dc**] 10 times**, dc in each of next 6 dc,
[ch 2, dc in next dc**] 7 times**, dc in each of next 6 dc,
[ch 2, sk next 2 dc, dc in next dc**] 3 times**, dc in each of next 6 dc,
[ch 2, dc in next dc**] 4 times**, **[**ch 2, sk next 2 dc, dc in next dc**] 4 times**, ch 2,
dc in next dc, dc in each of next 6 dc, **[**ch 2, dc in next dc**] 4 times**,
dc in each of next 3 dc (108 dc, 53 ch-2 sps)

On the chart, right to left: 1 filled, 8 open, 2 filled, 7 open, 4 filled, 5 open, 2 filled, 10 open, 2 filled, 7 open, 2 filled, 3 open, 2 filled, 9 open, 2 filled, 4 open, 1 filled.

For your own crochet, gifts and handmade pieces you sell. Do not resell or share this PDF or copies of it.

☐ **Row 50 (WS)**

Ch 3 (counts as dc), turn, dc in each of next 3 dc, **[**ch 2, dc in next dc**] 4 times**,
dc in each of next 6 dc, **[**ch 2, dc in next dc**] 9 times**, dc in each of next 6 dc,
[ch 2, dc in next dc**] 3 times**, dc in each of next 6 dc, **[**ch 2, dc in next dc**] 7 times**,
dc in each of next 6 dc, **[**ch 2, dc in next dc**] 10 times**, dc in each of next 6 dc,
[ch 2, dc in next dc**] 5 times**, dc in each of next 6 dc, ch 2, sk next 2 dc,
dc in next dc, dc in each of next 3 dc, 2 dc in next ch-2 sp, dc in next dc,
[ch 2, dc in next dc**] 6 times**, dc in each of next 6 dc, **[**ch 2, dc in next dc**] 8 times**,
dc in each of next 3 dc (108 dc, 53 ch-2 sps)

On the chart, left to right: 1 filled, 4 open, 2 filled, 9 open, 2 filled, 3 open, 2 filled, 7 open, 2 filled, 10 open, 2 filled, 5 open, 2 filled, 1 open, 2 filled, 6 open, 2 filled, 8 open, 1 filled.

☐ **Row 51 (RS)**

Ch 3 (counts as dc), turn, dc in each of next 3 dc, **[**ch 2, dc in next dc**] 8 times**,
dc in each of next 6 dc, **[**ch 2, dc in next dc**] 5 times**, 2 dc in next ch-2 sp,
dc in next dc, dc in each of next 3 dc, ch 2, sk next 2 dc, dc in next dc, ch 2,
dc in next dc, dc in each of next 6 dc, **[**ch 2, dc in next dc**] 5 times**,
dc in each of next 6 dc, **[**ch 2, dc in next dc**] 10 times**, dc in each of next 6 dc,
[ch 2, dc in next dc**] 7 times**, dc in each of next 6 dc, **[**ch 2, dc in next dc**] 3 times**,
dc in each of next 6 dc, **[**ch 2, dc in next dc**] 4 times**,
[2 dc in next ch-2 sp, dc in next dc] twice, **[**ch 2, dc in next dc**] 3 times**,
dc in each of next 6 dc, **[**ch 2, dc in next dc**] 4 times**, dc in each of next 3 dc
(112 dc, 51 ch-2 sps)

On the chart, right to left: 1 filled, 8 open, 2 filled, 5 open, 2 filled, 2 open, 2 filled, 5 open, 2 filled, 10 open, 2 filled, 7 open, 2 filled, 3 open, 2 filled, 4 open, 2 filled, 3 open, 2 filled, 4 open, 1 filled.

☐ **Row 52 (WS)**

Ch 3 (counts as dc), turn, dc in each of next 3 dc, **[**ch 2, dc in next dc**] 4 times**, ch 2,
sk next 2 dc, dc in next dc, dc in each of next 3 dc,
[2 dc in next ch-2 sp, dc in next dc**] 3 times**, dc in each of next 3 dc, ch 2,
sk next 2 dc, dc in next dc, **[**ch 2, dc in next dc**] 4 times**, dc in each of next 6 dc,
[ch 2, dc in next dc**] 3 times**, dc in each of next 6 dc, **[**ch 2, dc in next dc**] 5 times**,
[2 dc in next ch-2 sp, dc in next dc] twice, dc in each of next 6 dc,
[2 dc in next ch-2 sp, dc in next dc] twice, **[**ch 2, dc in next dc**] 7 times**,
2 dc in next ch-2 sp, dc in next dc, dc in each of next 6 dc, 2 dc in next ch-2 sp,
dc in next dc, **[**ch 2, dc in next dc**] 4 times**, dc in each of next 6 dc,
[ch 2, dc in next dc] twice, ch 2, sk next 2 dc, dc in next dc, dc in each of next 3 dc,
2 dc in next ch-2 sp, dc in next dc, **[**ch 2, dc in next dc**] 4 times**,
dc in each of next 6 dc, **[**ch 2, dc in next dc**] 8 times**, dc in each of next 3 dc
(126 dc, 44 ch-2 sps)

On the chart, left to right: 1 filled, 5 open, 5 filled, 5 open, 2 filled, 3 open, 2 filled, 5 open, 6 filled, 7 open, 4 filled, 4 open, 2 filled, 3 open, 2 filled, 4 open, 2 filled, 8 open, 1 filled.

☐ **Row 53 (RS)**

Ch 3 (counts as dc), turn, dc in each of next 3 dc, **[**ch 2, dc in next dc**] 8 times**,
[ch 2, sk next 2 dc, dc in next dc] twice, **[**ch 2, dc in next dc**] 4 times**,
[ch 2, sk next 2 dc, dc in next dc] twice, **[**ch 2, dc in next dc**] 3 times**,
[ch 2, sk next 2 dc, dc in next dc] twice, **[**ch 2, dc in next dc**] 4 times**,
[ch 2, sk next 2 dc, dc in next dc**] 4 times**, **[**ch 2, dc in next dc**] 7 times**,
[ch 2, sk next 2 dc, dc in next dc**] 6 times**, **[**ch 2, dc in next dc**] 5 times**,
[ch 2, sk next 2 dc, dc in next dc] twice, **[**ch 2, dc in next dc**] 3 times**,
[ch 2, sk next 2 dc, dc in next dc] twice, **[**ch 2, dc in next dc**] 5 times**,
[ch 2, sk next 2 dc, dc in next dc**] 5 times**, **[**ch 2, dc in next dc**] 5 times**,
dc in each of next 3 dc (76 dc, 69 ch-2 sps)

On the chart, right to left: 1 filled, 69 open, 1 filled.

For your own crochet, gifts and handmade pieces you sell. Do not resell or share this PDF or copies of it.

☐ **Row 54 (WS)**

Ch 3 (counts as dc), turn, dc in each of next 3 dc, **[**ch 2, dc in next dc**] 69 times**,
dc in each of next 3 dc (76 dc, 69 ch-2 sps)

On the chart, left to right: 1 filled, 69 open, 1 filled.

☐ **Row 55 (RS)**

Ch 3 (counts as dc), turn, dc in each of next 3 dc, **[**ch 2, dc in next dc**] 69 times**,
dc in each of next 3 dc (76 dc, 69 ch-2 sps)

On the chart, right to left: 1 filled, 69 open, 1 filled.

☐ **Row 56 (WS)**

Ch 3 (counts as dc), turn, dc in each of next 3 dc, **[**ch 2, dc in next dc**] 69 times**,
dc in each of next 3 dc (76 dc, 69 ch-2 sps)

On the chart, left to right: 1 filled, 69 open, 1 filled.

☐ **Row 57 (RS)**

Ch 3 (counts as dc), turn, dc in each of next 3 dc, **[**ch 2, dc in next dc**] 8 times**,
[2 dc in next ch-2 sp, dc in next dc] twice, **[**ch 2, dc in next dc**] 4 times**,
[2 dc in next ch-2 sp, dc in next dc**] 7 times**, **[**ch 2, dc in next dc**] 6 times**,
[2 dc in next ch-2 sp, dc in next dc**] 5 times**, **[**ch 2, dc in next dc**] 5 times**,
[2 dc in next ch-2 sp, dc in next dc**] 5 times**, **[**ch 2, dc in next dc**] 6 times**,
[2 dc in next ch-2 sp, dc in next dc**] 6 times**, **[**ch 2, dc in next dc**] 4 times**,
[2 dc in next ch-2 sp, dc in next dc] twice, **[**ch 2, dc in next dc**] 3 times**,
[2 dc in next ch-2 sp, dc in next dc] twice, **[**ch 2, dc in next dc**] 4 times**,
dc in each of next 3 dc (134 dc, 40 ch-2 sps)

On the chart, right to left: 1 filled, 8 open, 2 filled, 4 open, 7 filled, 6 open, 5 filled, 5 open, 5 filled, 6 open, 6 filled, 4 open, 2 filled, 3 open, 2 filled, 4 open, 1 filled.

☐ **Row 58 (WS)**

Ch 3 (counts as dc), turn, dc in each of next 3 dc, **[**ch 2, dc in next dc**] 4 times**,
dc in each of next 6 dc, **[**ch 2, dc in next dc**] 3 times**, dc in each of next 6 dc,
[ch 2, dc in next dc**] 4 times**, dc in each of next 6 dc,
[ch 2, sk next 2 dc, dc in next dc**] 3 times**, dc in each of next 3 dc,
2 dc in next ch-2 sp, dc in next dc, **[**ch 2, dc in next dc**] 4 times**, 2 dc in next ch-2 sp,
dc in next dc, dc in each of next 3 dc, **[**ch 2, sk next 2 dc, dc in next dc**] 3 times**,
dc in each of next 3 dc, 2 dc in next ch-2 sp, dc in next dc,
[ch 2, dc in next dc**] 4 times**, dc in each of next 6 dc,
[ch 2, sk next 2 dc, dc in next dc] twice, dc in each of next 3 dc, 2 dc in next ch-2 sp,
dc in next dc, **[**ch 2, dc in next dc**] 5 times**, dc in each of next 6 dc,
[ch 2, sk next 2 dc, dc in next dc**] 5 times**, **[**ch 2, dc in next dc**] 4 times**,
dc in each of next 6 dc, **[**ch 2, dc in next dc**] 8 times**, dc in each of next 3 dc
(116 dc, 49 ch-2 sps)

On the chart, left to right: 1 filled, 4 open, 2 filled, 3 open, 2 filled, 4 open, 2 filled, 3 open, 2 filled, 4 open, 2 filled, 3 open, 2 filled, 4 open, 2 filled, 2 open, 2 filled, 5 open, 2 filled, 9 open, 2 filled, 8 open, 1 filled.

☐ **Row 59 (RS)**

Ch 3 (counts as dc), turn, dc in each of next 3 dc, **[**ch 2, dc in next dc**] 8 times**,
dc in each of next 6 dc, **[**ch 2, dc in next dc**] 9 times**, dc in each of next 6 dc,
[ch 2, dc in next dc**] 4 times**, 2 dc in next ch-2 sp, dc in next dc,
dc in each of next 3 dc, ch 2, sk next 2 dc, dc in next dc, [ch 2, dc in next dc] twice,
dc in each of next 6 dc, **[**ch 2, dc in next dc**] 4 times**,
[ch 2, sk next 2 dc, dc in next dc] twice, **[**ch 2, dc in next dc**] 3 times**,
dc in each of next 6 dc, **[**ch 2, dc in next dc**] 4 times**, dc in each of next 6 dc,
[ch 2, dc in next dc**] 3 times**, dc in each of next 6 dc, **[**ch 2, dc in next dc**] 4 times**,
dc in each of next 6 dc, **[**ch 2, dc in next dc**] 3 times**, dc in each of next 6 dc,
[ch 2, dc in next dc**] 4 times**, dc in each of next 3 dc (112 dc, 51 ch-2 sps)

On the chart, right to left: 1 filled, 8 open, 2 filled, 9 open, 2 filled, 4 open, 2 filled, 3 open, 2 filled, 9 open, 2 filled, 4 open, 2 filled, 3 open, 2 filled, 4 open, 2 filled, 3 open, 2 filled, 4 open, 1 filled.

For your own crochet, gifts and handmade pieces you sell. Do not resell or share this PDF or copies of it.

☐ **Row 60 (WS)**

Ch 3 (counts as dc), turn, dc in each of next 3 dc, **[**ch 2, dc in next dc**] 4 times**,
dc in each of next 6 dc, **[**ch 2, dc in next dc**] 3 times**, dc in each of next 6 dc,
[ch 2, dc in next dc**] 4 times**, dc in each of next 6 dc, **[**ch 2, dc in next dc**] 3 times**,
dc in each of next 6 dc, **[**ch 2, dc in next dc**] 4 times**, dc in each of next 6 dc,
[ch 2, dc in next dc**] 9 times**, dc in each of next 6 dc, **[**ch 2, dc in next dc**] 3 times**,
dc in each of next 6 dc, **[**ch 2, dc in next dc**] 4 times**, dc in each of next 6 dc,
[ch 2, dc in next dc**] 9 times**, dc in each of next 6 dc, **[**ch 2, dc in next dc**] 8 times**,
dc in each of next 3 dc (112 dc, 51 ch-2 sps)

On the chart, left to right: 1 filled, 4 open, 2 filled, 3 open, 2 filled, 4 open, 2 filled, 3 open, 2 filled, 4 open, 2 filled, 9 open, 2 filled, 3 open, 2 filled, 4 open, 2 filled, 9 open, 2 filled, 8 open, 1 filled.

☐ **Row 61 (RS)**

Ch 3 (counts as dc), turn, dc in each of next 3 dc, **[**ch 2, dc in next dc**] 5 times**,
[2 dc in next ch-2 sp, dc in next dc**] 3 times**, dc in each of next 6 dc,
[ch 2, dc in next dc**] 6 times**, **[**2 dc in next ch-2 sp, dc in next dc**] 3 times**,
dc in each of next 6 dc, **[**ch 2, dc in next dc**] 4 times**, dc in each of next 6 dc,
[ch 2, dc in next dc**] 3 times**, dc in each of next 6 dc, **[**ch 2, dc in next dc**] 9 times**,
dc in each of next 6 dc, **[**ch 2, dc in next dc**] 4 times**, ch 2, sk next 2 dc,
dc in next dc, dc in each of next 3 dc, **[**2 dc in next ch-2 sp, dc in next dc**] 3 times**,
dc in each of next 6 dc, **[**ch 2, dc in next dc**] 4 times**, dc in each of next 6 dc,
[2 dc in next ch-2 sp, dc in next dc**] 3 times**, dc in each of next 6 dc,
[ch 2, dc in next dc**] 4 times**, dc in each of next 3 dc (134 dc, 40 ch-2 sps)

On the chart, right to left: 1 filled, 5 open, 5 filled, 6 open, 5 filled, 4 open, 2 filled, 3 open, 2 filled, 9 open, 2 filled, 5 open, 6 filled, 4 open, 7 filled, 4 open, 1 filled.

☐ **Row 62 (WS)**

Ch 3 (counts as dc), turn, dc in each of next 3 dc, **[**ch 2, dc in next dc**] 4 times**,
dc in each of next 6 dc, **[**ch 2, sk next 2 dc, dc in next dc**] 3 times**,
dc in each of next 6 dc, **[**ch 2, dc in next dc**] 4 times**, dc in each of next 6 dc,
[ch 2, sk next 2 dc, dc in next dc**] 3 times**, dc in each of next 3 dc,
2 dc in next ch-2 sp, dc in next dc, **[**ch 2, dc in next dc**] 4 times**,
dc in each of next 6 dc, **[**ch 2, dc in next dc**] 9 times**, dc in each of next 6 dc,
[ch 2, dc in next dc**] 3 times**, dc in each of next 6 dc, **[**ch 2, dc in next dc**] 4 times**,
dc in each of next 6 dc, **[**ch 2, sk next 2 dc, dc in next dc**] 3 times**,
[ch 2, dc in next dc**] 6 times**, dc in each of next 6 dc,
[ch 2, sk next 2 dc, dc in next dc**] 3 times**, **[**ch 2, dc in next dc**] 5 times**,
dc in each of next 3 dc (112 dc, 51 ch-2 sps)

On the chart, left to right: 1 filled, 4 open, 2 filled, 3 open, 2 filled, 4 open, 2 filled, 3 open, 2 filled, 4 open, 2 filled, 9 open, 2 filled, 3 open, 2 filled, 4 open, 2 filled, 9 open, 2 filled, 8 open, 1 filled.

☐ **Row 63 (RS)**

Ch 3 (counts as dc), turn, dc in each of next 3 dc, **[**ch 2, dc in next dc**] 8 times**,
dc in each of next 6 dc, **[**ch 2, dc in next dc**] 9 times**, dc in each of next 6 dc,
[ch 2, dc in next dc**] 4 times**, dc in each of next 6 dc, **[**ch 2, dc in next dc**] 3 times**,
dc in each of next 6 dc, **[**ch 2, dc in next dc**] 9 times**, dc in each of next 6 dc,
[ch 2, dc in next dc**] 4 times**, dc in each of next 6 dc, **[**ch 2, dc in next dc**] 3 times**,
dc in each of next 6 dc, **[**ch 2, dc in next dc**] 4 times**, dc in each of next 6 dc,
[ch 2, dc in next dc**] 3 times**, dc in each of next 6 dc, **[**ch 2, dc in next dc**] 4 times**,
dc in each of next 3 dc (112 dc, 51 ch-2 sps)

On the chart, right to left: 1 filled, 8 open, 2 filled, 9 open, 2 filled, 4 open, 2 filled, 3 open, 2 filled, 9 open, 2 filled, 4 open, 2 filled, 3 open, 2 filled, 4 open, 2 filled, 3 open, 2 filled, 4 open, 1 filled.

For your own crochet, gifts and handmade pieces you sell. Do not resell or share this PDF or copies of it.

☐ **Row 64 (WS)**

Ch 3 (counts as dc), turn, dc in each of next 3 dc, **[**ch 2, dc in next dc**] 4 times**, ch 2,
sk next 2 dc, dc in next dc, dc in each of next 3 dc, 2 dc in next ch-2 sp, dc in next dc,
ch 2, dc in next dc, 2 dc in next ch-2 sp, dc in next dc, dc in each of next 3 dc, ch 2,
sk next 2 dc, dc in next dc, **[**ch 2, dc in next dc**] 4 times**, dc in each of next 6 dc,
[ch 2, dc in next dc**] 3 times**, dc in each of next 6 dc, **[**ch 2, dc in next dc**] 4 times**,
dc in each of next 6 dc, **[**ch 2, dc in next dc**] 3 times**,
[2 dc in next ch-2 sp, dc in next dc] twice, **[**ch 2, dc in next dc**] 4 times**,
dc in each of next 6 dc, [ch 2, dc in next dc] twice, 2 dc in next ch-2 sp, dc in next dc,
dc in each of next 3 dc, ch 2, sk next 2 dc, dc in next dc,
[ch 2, dc in next dc**] 4 times**, dc in each of next 6 dc, **[**ch 2, dc in next dc**] 9 times**,
dc in each of next 6 dc, **[**ch 2, dc in next dc**] 8 times**, dc in each of next 3 dc
(116 dc, 49 ch-2 sps)

On the chart, left to right: 1 filled, 5 open, 2 filled, 1 open, 2 filled, 5 open, 2 filled, 3 open, 2 filled, 4 open, 2 filled, 3 open, 2 filled, 4 open, 2 filled, 2 open, 2 filled, 5 open, 2 filled, 9 open, 2 filled, 8 open, 1 filled.

☐ **Row 65 (RS)**

Ch 3 (counts as dc), turn, dc in each of next 3 dc, **[**ch 2, dc in next dc**] 3 times**,
[2 dc in next ch-2 sp, dc in next dc**] 5 times**, dc in each of next 6 dc,
[ch 2, dc in next dc**] 4 times**, **[**2 dc in next ch-2 sp, dc in next dc**] 5 times**,
dc in each of next 6 dc, **[**ch 2, dc in next dc**] 5 times**, ch 2, sk next 2 dc,
dc in next dc, dc in each of next 3 dc, [2 dc in next ch-2 sp, dc in next dc] twice,
dc in each of next 6 dc, **[**ch 2, dc in next dc**] 4 times**, ch 2, sk next 2 dc,
dc in next dc, dc in each of next 3 dc, **[**2 dc in next ch-2 sp, dc in next dc**] 3 times**,
dc in each of next 3 dc, ch 2, sk next 2 dc, dc in next dc,
[ch 2, dc in next dc**] 4 times**, ch 2, sk next 2 dc, dc in next dc,
dc in each of next 3 dc, **[**2 dc in next ch-2 sp, dc in next dc**] 3 times**,
dc in each of next 6 dc, **[**ch 2, dc in next dc**] 5 times**, ch 2, sk next 2 dc,
dc in next dc, dc in each of next 3 dc, 2 dc in next ch-2 sp, dc in next dc,
dc in each of next 3 dc, ch 2, sk next 2 dc, dc in next dc,
[ch 2, dc in next dc**] 5 times**, dc in each of next 3 dc (142 dc, 36 ch-2 sps)

On the chart, right to left: 1 filled, 3 open, 7 filled, 4 open, 7 filled, 6 open, 5 filled, 5 open, 5 filled, 6 open, 6 filled, 6 open, 3 filled, 6 open, 1 filled.

☐ **Row 66 (WS)**

Ch 3 (counts as dc), turn, dc in each of next 3 dc, **[**ch 2, dc in next dc**] 6 times**,
[ch 2, sk next 2 dc, dc in next dc**] 3 times**, **[**ch 2, dc in next dc**] 6 times**,
[ch 2, sk next 2 dc, dc in next dc**] 6 times**, **[**ch 2, dc in next dc**] 6 times**,
[ch 2, sk next 2 dc, dc in next dc**] 5 times**, **[**ch 2, dc in next dc**] 5 times**,
[ch 2, sk next 2 dc, dc in next dc**] 5 times**, **[**ch 2, dc in next dc**] 6 times**,
[ch 2, sk next 2 dc, dc in next dc**] 7 times**, **[**ch 2, dc in next dc**] 4 times**,
[ch 2, sk next 2 dc, dc in next dc**] 7 times**, **[**ch 2, dc in next dc**] 3 times**,
dc in each of next 3 dc (76 dc, 69 ch-2 sps)

On the chart, left to right: 1 filled, 69 open, 1 filled.

☐ **Row 67 (RS)**

Ch 3 (counts as dc), turn, dc in each of next 3 dc, **[**ch 2, dc in next dc**] 69 times**,
dc in each of next 3 dc (76 dc, 69 ch-2 sps)

On the chart, right to left: 1 filled, 69 open, 1 filled.

☐ **Row 68 (WS)**

Ch 3 (counts as dc), turn, dc in each of next 3 dc, **[**ch 2, dc in next dc**] 69 times**,
dc in each of next 3 dc (76 dc, 69 ch-2 sps)

On the chart, left to right: 1 filled, 69 open, 1 filled.

For your own crochet, gifts and handmade pieces you sell. Do not resell or share this PDF or copies of it.

☐ **Row 69 (RS)**	Ch 3 (counts as dc), turn, dc in each of next 3 dc, **[**2 dc in next ch-2 sp, dc in next dc**] 69 times**, dc in each of next 3 dc *On the chart, right to left: 71 filled.*	(214 dc)
☐ **End**	Do not fasten off.	

Edging

☐ **Foundation**	Do not turn; with the right side facing, work down the side first, then along the chain, up the other side and along the last row.	
☐ **Rnd 1**	Ch 1, 2 sc in each of next 69 row ends, ch 2, sc in each of next 213 chs, ch 2, 2 sc in each of next 69 row ends, ch 2, sc in each of next 214 dc, ch 2, join with sl st in first sc	(703 sc, 4 ch-2 sps)

The last round sets a shell of 5 dc between every two sc and a shell of 7 dc in each corner space. The number of sc skipped beside a corner is given each time, so that the shells come out even on every side.

☐ **Rnd 2**	Sl st in each of next 3 sc, ch 1, sc in same st, **[**sk next 2 sc, 5 dc in next sc, sk next 2 sc, sc in next sc**] 22 times**, sk next 2 sc, 7 dc in next ch-2 sp, sk next sc, sc in next sc, **[**sk next 2 sc, 5 dc in next sc, sk next 2 sc, sc in next sc**] 35 times**, sk next sc, 7 dc in next ch-2 sp, sk next 3 sc, sc in next sc, **[**sk next 2 sc, 5 dc in next sc, sk next 2 sc, sc in next sc**] 22 times**, sk next 2 sc, 7 dc in next ch-2 sp, sk next sc, sc in next sc, **[**sk next 2 sc, 5 dc in next sc, sk next 2 sc, sc in next sc**] 35 times**, sk next 2 sc, 7 dc in next ch-2 sp, join with sl st in first sc	(598 dc, 118 sc)
☐ **End**	Fasten off.	

Finishing

- Weave in all ends with the yarn needle.
- To block: wet the piece, lay it right side up on a towel, pin it out to size with every scallop drawn evenly, and let it dry.

In all: 8,989 stitches (7,570 in the filet piece, 1,419 in the edging).

Found a mistake in this pattern? Tell us at flossfield.com, under Make a request.

For your own crochet, gifts and handmade pieces you sell. Do not resell or share this PDF or copies of it.