Filet lovebirds

Size 10 thread · US terms



Finished size
About 19½ in (50 cm) by 13 in (33 cm)

Skill
Easy
Worked in rows from a chart, with the stitches named

Yarn
Lace (0)

Hook
1.5 mm (US steel 8)

Gauge
38 stitches to 4 in (10 cm)
In double crochet.

You will need

Yarn: powder blue, lace (0) **about 240 yd (219 m), an estimate**

Hook: 1.5 mm (US steel 8). Also: a yarn needle and scissors.

To find how many balls: divide by the length on your yarn's label and round up. The estimate is from the stitches of this size at this gauge.

Sizes

Size	Finished size, about	Yarn, an estimate
Size 10 thread (this file)	**19½ in (50 cm), 13 in (33 cm)**	**about 240 yd (219 m)**
DK cotton	43 in (109 cm), 29 in (74 cm)	about 530 yd (485 m)
Worsted cotton	53 in (135 cm), 35 in (89 cm)	about 640 yd (585 m)

Abbreviations

Written in US terms. Where the UK name differs it is given beside the US one.

ch chain
sl st slip stitch (UK ss, slip stitch)
sc single crochet (UK dc, double crochet)
dc double crochet (UK tr, treble)
sp space
st stitch
sk skip
rnd round

For your own crochet, gifts and handmade pieces you sell. Do not resell or share this PDF.

Gauge

38 stitches to 4 in (10 cm) in double crochet. Along a row, count every stitch and every chain between stitches as one.

38 double crochet to 4 in (10 cm).

Before you start

- A ch 1 at the start of a row or round does not count as a stitch.
- When the next stitch or space of a kind is named, pass over anything else that comes before it. Work into a space round the chain, not into it.
- The sl sts at the start of a round carry the yarn to where the round begins; they are not counted.
- An open mesh is ch 2, sk 2 sts or a ch-2 sp, dc in next dc. A solid mesh is 3 dc: one in each of 3 dc, or 2 in a ch-2 sp and 1 in the dc after it.
- Row 1 and every odd row is a right side row.
- The beginning ch 3 of each row counts as its first dc; work the last dc of a row into the top of the ch 3 of the row below (in row 2, the top of the 3 skipped chs).

For your own crochet, gifts and handmade pieces you sell. Do not resell or share this PDF.

Filet chart, sheet 1 of 2

59 squares wide and 45 tall. One square is one mesh. Row 1 is the bottom row. Right-side rows are read right to left, wrong-side rows left to right: each row's number stands at the end it begins from. This sheet: columns 1 to 30 counted from the right, rows 1 to 45. Sheet 1 is the corner row 1 begins in; the sheets are in the order the rows are worked. A heavy row number stands at the end that row begins from; a light one marks a row that begins on the sheet beside this one. The shaded squares are on the next sheet as well, beside this one or above it.

Open: an open mesh Filled: a block

< continues on the sheet to the left



For your own crochet, gifts and handmade pieces you sell. Do not resell or share this PDF.

Filet chart, sheet 2 of 2

59 squares wide and 45 tall. One square is one mesh. Row 1 is the bottom row. Right-side rows are read right to left, wrong-side rows left to right: each row's number stands at the end it begins from. This sheet: columns 29 to 59 counted from the right, rows 1 to 45. Sheet 1 is the corner row 1 begins in; the sheets are in the order the rows are worked. A heavy row number stands at the end that row begins from; a light one marks a row that begins on the sheet beside this one. The shaded squares are on the next sheet as well, beside this one or above it.

☐ Open: an open mesh ■ Filled: a block

continues on the sheet to the right >



For your own crochet, gifts and handmade pieces you sell. Do not resell or share this PDF.

Chart



the piece

For your own crochet, gifts and handmade pieces you sell. Do not resell or share this PDF.

Instructions

Chosen: Size 10 thread. Square brackets [ ] hold a repeat: work what is inside as many times as it says. The count in round brackets at the end of a line is what that line leaves. Tick the box when a row is done. In UK terms sl st is slip stitch, sc is double crochet and dc is treble.

Filet piece

☐ **Foundation**	Ch 180.	
☐ **Row 1**	Dc in 4th ch from hook (skipped 3 chs count as dc), dc in each of next 176 chs	**(178 dc)**
☐ **Row 2**	Ch 3 (counts as dc), turn, dc in each of next 3 dc, **[**ch 2, sk next 2 dc, dc in next dc**] 57 times**, dc in each of next 3 dc	**(64 dc, 57 ch-2 sps)**
☐ **Row 3**	Ch 3 (counts as dc), turn, dc in each of next 3 dc, **[**ch 2, dc in next dc**] 57 times**, dc in each of next 3 dc	**(64 dc, 57 ch-2 sps)**
☐ **Row 4**	Ch 3 (counts as dc), turn, dc in each of next 3 dc, **[**ch 2, dc in next dc**] 57 times**, dc in each of next 3 dc	**(64 dc, 57 ch-2 sps)**
☐ **Row 5**	Ch 3 (counts as dc), turn, dc in each of next 3 dc, **[**ch 2, dc in next dc**] 10 times**, 2 dc in next ch-2 sp, dc in next dc, **[**ch 2, dc in next dc**] 7 times**, 2 dc in next ch-2 sp, dc in next dc, **[**ch 2, dc in next dc**] 19 times**, 2 dc in next ch-2 sp, dc in next dc, **[**ch 2, dc in next dc**] 7 times**, 2 dc in next ch-2 sp, dc in next dc, **[**ch 2, dc in next dc**] 10 times**, dc in each of next 3 dc	**(72 dc, 53 ch-2 sps)**
☐ **Row 6**	Ch 3 (counts as dc), turn, dc in each of next 3 dc, **[**ch 2, dc in next dc**] 8 times**, [2 dc in next ch-2 sp, dc in next dc] twice, dc in each of next 3 dc, **[**ch 2, dc in next dc**] 5 times**, [2 dc in next ch-2 sp, dc in next dc] twice, dc in each of next 3 dc, **[**ch 2, dc in next dc**] 19 times**, dc in each of next 3 dc, [2 dc in next ch-2 sp, dc in next dc] twice, **[**ch 2, dc in next dc**] 5 times**, dc in each of next 3 dc, [2 dc in next ch-2 sp, dc in next dc] twice, **[**ch 2, dc in next dc**] 8 times**, dc in each of next 3 dc	**(88 dc, 45 ch-2 sps)**
☐ **Row 7**	Ch 3 (counts as dc), turn, dc in each of next 3 dc, **[**ch 2, dc in next dc**] 7 times**, 2 dc in next ch-2 sp, dc in next dc, dc in each of next 9 dc, **[**ch 2, dc in next dc**] 4 times**, 2 dc in next ch-2 sp, dc in next dc, dc in each of next 9 dc, **[**ch 2, dc in next dc**] 19 times**, dc in each of next 9 dc, 2 dc in next ch-2 sp, dc in next dc, **[**ch 2, dc in next dc**] 4 times**, dc in each of next 9 dc, 2 dc in next ch-2 sp, dc in next dc, **[**ch 2, dc in next dc**] 7 times**, dc in each of next 3 dc	**(96 dc, 41 ch-2 sps)**
☐ **Row 8**	Ch 3 (counts as dc), turn, dc in each of next 3 dc, **[**ch 2, dc in next dc**] 6 times**, 2 dc in next ch-2 sp, dc in next dc, dc in each of next 9 dc, ch 2, sk next 2 dc, dc in next dc, **[**ch 2, dc in next dc**] 3 times**, 2 dc in next ch-2 sp, dc in next dc, dc in each of next 9 dc, ch 2, sk next 2 dc, dc in next dc, **[**ch 2, dc in next dc**] 19 times**, ch 2, sk next 2 dc, dc in next dc, dc in each of next 9 dc, 2 dc in next ch-2 sp, dc in next dc, **[**ch 2, dc in next dc**] 3 times**, ch 2, sk next 2 dc, dc in next dc, dc in each of next 9 dc, 2 dc in next ch-2 sp, dc in next dc, **[**ch 2, dc in next dc**] 6 times**, dc in each of next 3 dc	**(96 dc, 41 ch-2 sps)**

For your own crochet, gifts and handmade pieces you sell. Do not resell or share this PDF.

☐ **Row 9**

Ch 3 (counts as dc), turn, dc in each of next 3 dc, **[**ch 2, dc in next dc**] 6 times**,
dc in each of next 9 dc, ch 2, sk next 2 dc, dc in next dc,
[ch 2, dc in next dc**] 4 times**, dc in each of next 9 dc, ch 2, sk next 2 dc,
dc in next dc, **[**ch 2, dc in next dc**] 21 times**, ch 2, sk next 2 dc, dc in next dc,
dc in each of next 9 dc, **[**ch 2, dc in next dc**] 4 times**, ch 2, sk next 2 dc,
dc in next dc, dc in each of next 9 dc, **[**ch 2, dc in next dc**] 6 times**,
dc in each of next 3 dc **(88 dc, 45 ch-2 sps)**

☐ **Row 10**

Ch 3 (counts as dc), turn, dc in each of next 3 dc, **[**ch 2, dc in next dc**] 6 times**,
dc in each of next 3 dc, [ch 2, sk next 2 dc, dc in next dc] twice,
[ch 2, dc in next dc**] 5 times**, dc in each of next 3 dc,
[ch 2, sk next 2 dc, dc in next dc] twice, **[**ch 2, dc in next dc**] 23 times**,
[ch 2, sk next 2 dc, dc in next dc] twice, dc in each of next 3 dc,
[ch 2, dc in next dc**] 5 times**, [ch 2, sk next 2 dc, dc in next dc] twice,
dc in each of next 3 dc, **[**ch 2, dc in next dc**] 6 times**, dc in each of next 3 dc
(72 dc, 53 ch-2 sps)

☐ **Row 11**

Ch 3 (counts as dc), turn, dc in each of next 3 dc, **[**ch 2, dc in next dc**] 3 times**,
[2 dc in next ch-2 sp, dc in next dc**] 3 times**, dc in each of next 3 dc,
[2 dc in next ch-2 sp, dc in next dc**] 7 times**, dc in each of next 3 dc,
[2 dc in next ch-2 sp, dc in next dc**] 27 times**, dc in each of next 3 dc,
[2 dc in next ch-2 sp, dc in next dc**] 7 times**, dc in each of next 3 dc,
[2 dc in next ch-2 sp, dc in next dc**] 3 times**, **[**ch 2, dc in next dc**] 3 times**,
dc in each of next 3 dc **(166 dc, 6 ch-2 sps)**

☐ **Row 12**

Ch 3 (counts as dc), turn, dc in each of next 3 dc, **[**ch 2, dc in next dc**] 3 times**,
dc in each of next 153 dc, **[**ch 2, dc in next dc**] 3 times**, dc in each of next 3 dc
(166 dc, 6 ch-2 sps)

☐ **Row 13**

Ch 3 (counts as dc), turn, dc in each of next 3 dc, **[**ch 2, dc in next dc**] 3 times**,
[ch 2, sk next 2 dc, dc in next dc**] 11 times**, dc in each of next 3 dc,
[ch 2, sk next 2 dc, dc in next dc] twice, dc in each of next 3 dc,
[ch 2, sk next 2 dc, dc in next dc**] 21 times**, dc in each of next 3 dc,
[ch 2, sk next 2 dc, dc in next dc] twice, dc in each of next 3 dc,
[ch 2, sk next 2 dc, dc in next dc**] 11 times**, **[**ch 2, dc in next dc**] 3 times**,
dc in each of next 3 dc **(72 dc, 53 ch-2 sps)**

☐ **Row 14**

Ch 3 (counts as dc), turn, dc in each of next 3 dc, [ch 2, dc in next dc] twice,
[2 dc in next ch-2 sp, dc in next dc**] 3 times**, **[**ch 2, dc in next dc**] 9 times**,
dc in each of next 3 dc, [ch 2, dc in next dc] twice, dc in each of next 3 dc,
[ch 2, dc in next dc**] 21 times**, dc in each of next 3 dc, [ch 2, dc in next dc] twice,
dc in each of next 3 dc, **[**ch 2, dc in next dc**] 9 times**,
[2 dc in next ch-2 sp, dc in next dc**] 3 times**, [ch 2, dc in next dc] twice,
dc in each of next 3 dc **(84 dc, 47 ch-2 sps)**

For your own crochet, gifts and handmade pieces you sell. Do not resell or share this PDF.

☐ **Row 15**

Ch 3 (counts as dc), turn, dc in each of next 3 dc, [ch 2, dc in next dc] twice,
dc in each of next 9 dc, [2 dc in next ch-2 sp, dc in next dc] twice,
[ch 2, dc in next dc**] 6 times**, 2 dc in next ch-2 sp, dc in next dc,
dc in each of next 3 dc, [2 dc in next ch-2 sp, dc in next dc] twice,
dc in each of next 3 dc, 2 dc in next ch-2 sp, dc in next dc,
[ch 2, dc in next dc**] 19 times**, 2 dc in next ch-2 sp, dc in next dc,
dc in each of next 3 dc, [2 dc in next ch-2 sp, dc in next dc] twice,
dc in each of next 3 dc, 2 dc in next ch-2 sp, dc in next dc,
[ch 2, dc in next dc**] 6 times**, [2 dc in next ch-2 sp, dc in next dc] twice,
dc in each of next 9 dc, [ch 2, dc in next dc] twice, dc in each of next 3 dc **(108 dc, 35 ch-2 sps)**

☐ **Row 16**

Ch 3 (counts as dc), turn, dc in each of next 3 dc, [ch 2, dc in next dc] twice, ch 2,
sk next 2 dc, dc in next dc, dc in each of next 12 dc,
[2 dc in next ch-2 sp, dc in next dc] twice, ch 2, dc in next dc,
[2 dc in next ch-2 sp, dc in next dc**] 3 times**, dc in each of next 18 dc,
[2 dc in next ch-2 sp, dc in next dc] twice, **[**ch 2, dc in next dc**] 15 times**,
[2 dc in next ch-2 sp, dc in next dc] twice, dc in each of next 18 dc,
[2 dc in next ch-2 sp, dc in next dc**] 3 times**, ch 2, dc in next dc,
[2 dc in next ch-2 sp, dc in next dc] twice, dc in each of next 12 dc, ch 2, sk next 2 dc,
dc in next dc, [ch 2, dc in next dc] twice, dc in each of next 3 dc **(132 dc, 23 ch-2 sps)**

☐ **Row 17**

Ch 3 (counts as dc), turn, dc in each of next 3 dc, **[**ch 2, dc in next dc**] 3 times**, ch 2,
sk next 2 dc, dc in next dc, dc in each of next 15 dc, 2 dc in next ch-2 sp, dc in next dc,
dc in each of next 33 dc, 2 dc in next ch-2 sp, dc in next dc,
[ch 2, dc in next dc**] 13 times**, 2 dc in next ch-2 sp, dc in next dc,
dc in each of next 33 dc, 2 dc in next ch-2 sp, dc in next dc, dc in each of next 15 dc,
ch 2, sk next 2 dc, dc in next dc, **[**ch 2, dc in next dc**] 3 times**, dc in each of next 3 dc
(136 dc, 21 ch-2 sps)

☐ **Row 18**

Ch 3 (counts as dc), turn, dc in each of next 3 dc, **[**ch 2, dc in next dc**] 4 times**, ch 2,
sk next 2 dc, dc in next dc, dc in each of next 51 dc, 2 dc in next ch-2 sp, dc in next dc,
[ch 2, dc in next dc**] 11 times**, 2 dc in next ch-2 sp, dc in next dc,
dc in each of next 51 dc, ch 2, sk next 2 dc, dc in next dc,
[ch 2, dc in next dc**] 4 times**, dc in each of next 3 dc **(136 dc, 21 ch-2 sps)**

☐ **Row 19**

Ch 3 (counts as dc), turn, dc in each of next 3 dc, **[**ch 2, dc in next dc**] 5 times**, ch 2,
sk next 2 dc, dc in next dc, dc in each of next 21 dc,
[ch 2, sk next 2 dc, dc in next dc**] 4 times**, dc in each of next 18 dc,
2 dc in next ch-2 sp, dc in next dc, **[**ch 2, dc in next dc**] 9 times**, 2 dc in next ch-2 sp,
dc in next dc, dc in each of next 18 dc, **[**ch 2, sk next 2 dc, dc in next dc**] 4 times**,
dc in each of next 21 dc, ch 2, sk next 2 dc, dc in next dc,
[ch 2, dc in next dc**] 5 times**, dc in each of next 3 dc **(120 dc, 29 ch-2 sps)**

☐ **Row 20**

Ch 3 (counts as dc), turn, dc in each of next 3 dc, **[**ch 2, dc in next dc**] 6 times**,
dc in each of next 18 dc, ch 2, sk next 2 dc, dc in next dc, ch 2, dc in next dc,
[2 dc in next ch-2 sp, dc in next dc**] 3 times**, dc in each of next 21 dc,
[ch 2, dc in next dc**] 9 times**, dc in each of next 21 dc,
[2 dc in next ch-2 sp, dc in next dc**] 3 times**, ch 2, dc in next dc, ch 2, sk next 2 dc,
dc in next dc, dc in each of next 18 dc, **[**ch 2, dc in next dc**] 6 times**,
dc in each of next 3 dc **(128 dc, 25 ch-2 sps)**

For your own crochet, gifts and handmade pieces you sell. Do not resell or share this PDF.

☐ **Row 21**	Ch 3 (counts as dc), turn, dc in each of next 3 dc, **[**ch 2, dc in next dc**] 6 times**, ch 2, sk next 2 dc, dc in next dc, dc in each of next 9 dc, [ch 2, sk next 2 dc, dc in next dc] twice, [2 dc in next ch-2 sp, dc in next dc] twice, dc in each of next 30 dc, 2 dc in next ch-2 sp, dc in next dc, **[**ch 2, dc in next dc**] 7 times**, 2 dc in next ch-2 sp, dc in next dc, dc in each of next 30 dc, [2 dc in next ch-2 sp, dc in next dc] twice, [ch 2, sk next 2 dc, dc in next dc] twice, dc in each of next 9 dc, ch 2, sk next 2 dc, dc in next dc, **[**ch 2, dc in next dc**] 6 times**, dc in each of next 3 dc	**(128 dc, 25 ch-2 sps)**
☐ **Row 22**	Ch 3 (counts as dc), turn, dc in each of next 3 dc, **[**ch 2, dc in next dc**] 7 times**, ch 2, sk next 2 dc, dc in next dc, dc in each of next 6 dc, ch 2, dc in next dc, 2 dc in next ch-2 sp, dc in next dc, dc in each of next 39 dc, **[**ch 2, dc in next dc**] 7 times**, dc in each of next 39 dc, 2 dc in next ch-2 sp, dc in next dc, ch 2, dc in next dc, dc in each of next 6 dc, ch 2, sk next 2 dc, dc in next dc, **[**ch 2, dc in next dc**] 7 times**, dc in each of next 3 dc	**(128 dc, 25 ch-2 sps)**
☐ **Row 23**	Ch 3 (counts as dc), turn, dc in each of next 3 dc, **[**ch 2, dc in next dc**] 8 times**, ch 2, sk next 2 dc, dc in next dc, dc in each of next 3 dc, 2 dc in next ch-2 sp, dc in next dc, dc in each of next 42 dc, **[**ch 2, dc in next dc**] 7 times**, dc in each of next 42 dc, 2 dc in next ch-2 sp, dc in next dc, dc in each of next 3 dc, ch 2, sk next 2 dc, dc in next dc, **[**ch 2, dc in next dc**] 8 times**, dc in each of next 3 dc	**(128 dc, 25 ch-2 sps)**
☐ **Row 24**	Ch 3 (counts as dc), turn, dc in each of next 3 dc, **[**ch 2, dc in next dc**] 9 times**, ch 2, sk next 2 dc, dc in next dc, dc in each of next 45 dc, **[**ch 2, dc in next dc**] 7 times**, dc in each of next 45 dc, ch 2, sk next 2 dc, dc in next dc, **[**ch 2, dc in next dc**] 9 times**, dc in each of next 3 dc	**(124 dc, 27 ch-2 sps)**
☐ **Row 25**	Ch 3 (counts as dc), turn, dc in each of next 3 dc, **[**ch 2, dc in next dc**] 10 times**, ch 2, sk next 2 dc, dc in next dc, dc in each of next 39 dc, ch 2, sk next 2 dc, dc in next dc, **[**ch 2, dc in next dc**] 7 times**, ch 2, sk next 2 dc, dc in next dc, dc in each of next 39 dc, ch 2, sk next 2 dc, dc in next dc, **[**ch 2, dc in next dc**] 10 times**, dc in each of next 3 dc	**(116 dc, 31 ch-2 sps)**
☐ **Row 26**	Ch 3 (counts as dc), turn, dc in each of next 3 dc, **[**ch 2, dc in next dc**] 11 times**, [ch 2, sk next 2 dc, dc in next dc] twice, dc in each of next 30 dc, ch 2, sk next 2 dc, dc in next dc, **[**ch 2, dc in next dc**] 9 times**, ch 2, sk next 2 dc, dc in next dc, dc in each of next 30 dc, [ch 2, sk next 2 dc, dc in next dc] twice, **[**ch 2, dc in next dc**] 11 times**, dc in each of next 3 dc	**(104 dc, 37 ch-2 sps)**
☐ **Row 27**	Ch 3 (counts as dc), turn, dc in each of next 3 dc, **[**ch 2, dc in next dc**] 13 times**, [ch 2, sk next 2 dc, dc in next dc] twice, dc in each of next 24 dc, **[**ch 2, dc in next dc**] 11 times**, dc in each of next 24 dc, [ch 2, sk next 2 dc, dc in next dc] twice, **[**ch 2, dc in next dc**] 13 times**, dc in each of next 3 dc	**(96 dc, 41 ch-2 sps)**
☐ **Row 28**	Ch 3 (counts as dc), turn, dc in each of next 3 dc, **[**ch 2, dc in next dc**] 14 times**, 2 dc in next ch-2 sp, dc in next dc, dc in each of next 24 dc, 2 dc in next ch-2 sp, dc in next dc, **[**ch 2, dc in next dc**] 9 times**, 2 dc in next ch-2 sp, dc in next dc, dc in each of next 24 dc, 2 dc in next ch-2 sp, dc in next dc, **[**ch 2, dc in next dc**] 14 times**, dc in each of next 3 dc	**(104 dc, 37 ch-2 sps)**

For your own crochet, gifts and handmade pieces you sell. Do not resell or share this PDF.

☐ **Row 29**	Ch 3 (counts as dc), turn, dc in each of next 3 dc, **[**ch 2, dc in next dc**] 14 times**, dc in each of next 30 dc, [2 dc in next ch-2 sp, dc in next dc] twice, **[**ch 2, dc in next dc**] 5 times**, [2 dc in next ch-2 sp, dc in next dc] twice, dc in each of next 30 dc, **[**ch 2, dc in next dc**] 14 times**, dc in each of next 3 dc	**(112 dc, 33 ch-2 sps)**
☐ **Row 30**	Ch 3 (counts as dc), turn, dc in each of next 3 dc, **[**ch 2, dc in next dc**] 14 times**, dc in each of next 18 dc, ch 2, sk next 2 dc, dc in next dc, dc in each of next 12 dc, ch 2, sk next 2 dc, dc in next dc, **[**ch 2, dc in next dc**] 5 times**, ch 2, sk next 2 dc, dc in next dc, dc in each of next 12 dc, ch 2, sk next 2 dc, dc in next dc, dc in each of next 18 dc, **[**ch 2, dc in next dc**] 14 times**, dc in each of next 3 dc	**(104 dc, 37 ch-2 sps)**
☐ **Row 31**	Ch 3 (counts as dc), turn, dc in each of next 3 dc, **[**ch 2, dc in next dc**] 14 times**, dc in each of next 18 dc, 2 dc in next ch-2 sp, dc in next dc, dc in each of next 9 dc, ch 2, sk next 2 dc, dc in next dc, **[**ch 2, dc in next dc**] 3 times**, 2 dc in next ch-2 sp, dc in next dc, **[**ch 2, dc in next dc**] 3 times**, ch 2, sk next 2 dc, dc in next dc, dc in each of next 9 dc, 2 dc in next ch-2 sp, dc in next dc, dc in each of next 18 dc, **[**ch 2, dc in next dc**] 14 times**, dc in each of next 3 dc	**(106 dc, 36 ch-2 sps)**
☐ **Row 32**	Ch 3 (counts as dc), turn, dc in each of next 3 dc, **[**ch 2, dc in next dc**] 14 times**, ch 2, sk next 2 dc, dc in next dc, dc in each of next 24 dc, ch 2, sk next 2 dc, dc in next dc, **[**ch 2, dc in next dc**] 3 times**, 2 dc in next ch-2 sp, dc in next dc, dc in each of next 3 dc, 2 dc in next ch-2 sp, dc in next dc, **[**ch 2, dc in next dc**] 3 times**, ch 2, sk next 2 dc, dc in next dc, dc in each of next 24 dc, ch 2, sk next 2 dc, dc in next dc, **[**ch 2, dc in next dc**] 14 times**, dc in each of next 3 dc	**(102 dc, 38 ch-2 sps)**
☐ **Row 33**	Ch 3 (counts as dc), turn, dc in each of next 3 dc, **[**ch 2, dc in next dc**] 15 times**, ch 2, sk next 2 dc, dc in next dc, dc in each of next 15 dc, [ch 2, sk next 2 dc, dc in next dc] twice, **[**ch 2, dc in next dc**] 3 times**, 2 dc in next ch-2 sp, dc in next dc, dc in each of next 9 dc, 2 dc in next ch-2 sp, dc in next dc, **[**ch 2, dc in next dc**] 3 times**, [ch 2, sk next 2 dc, dc in next dc] twice, dc in each of next 15 dc, ch 2, sk next 2 dc, dc in next dc, **[**ch 2, dc in next dc**] 15 times**, dc in each of next 3 dc	**(94 dc, 42 ch-2 sps)**
☐ **Row 34**	Ch 3 (counts as dc), turn, dc in each of next 3 dc, **[**ch 2, dc in next dc**] 16 times**, **[**ch 2, sk next 2 dc, dc in next dc**] 5 times**, **[**ch 2, dc in next dc**] 4 times**, 2 dc in next ch-2 sp, dc in next dc, dc in each of next 15 dc, 2 dc in next ch-2 sp, dc in next dc, **[**ch 2, dc in next dc**] 4 times**, **[**ch 2, sk next 2 dc, dc in next dc**] 5 times**, **[**ch 2, dc in next dc**] 16 times**, dc in each of next 3 dc	**(78 dc, 50 ch-2 sps)**
☐ **Row 35**	Ch 3 (counts as dc), turn, dc in each of next 3 dc, **[**ch 2, dc in next dc**] 24 times**, 2 dc in next ch-2 sp, dc in next dc, dc in each of next 21 dc, 2 dc in next ch-2 sp, dc in next dc, **[**ch 2, dc in next dc**] 24 times**, dc in each of next 3 dc	**(82 dc, 48 ch-2 sps)**
☐ **Row 36**	Ch 3 (counts as dc), turn, dc in each of next 3 dc, **[**ch 2, dc in next dc**] 23 times**, 2 dc in next ch-2 sp, dc in next dc, dc in each of next 27 dc, 2 dc in next ch-2 sp, dc in next dc, **[**ch 2, dc in next dc**] 23 times**, dc in each of next 3 dc	**(86 dc, 46 ch-2 sps)**

For your own crochet, gifts and handmade pieces you sell. Do not resell or share this PDF.

☐ **Row 37**	Ch 3 (counts as dc), turn, dc in each of next 3 dc, **[**ch 2, dc in next dc**] 22 times**, 2 dc in next ch-2 sp, dc in next dc, dc in each of next 33 dc, 2 dc in next ch-2 sp, dc in next dc, **[**ch 2, dc in next dc**] 22 times**, dc in each of next 3 dc	**(90 dc, 44 ch-2 sps)**
☐ **Row 38**	Ch 3 (counts as dc), turn, dc in each of next 3 dc, **[**ch 2, dc in next dc**] 22 times**, dc in each of next 39 dc, **[**ch 2, dc in next dc**] 22 times**, dc in each of next 3 dc	**(90 dc, 44 ch-2 sps)**
☐ **Row 39**	Ch 3 (counts as dc), turn, dc in each of next 3 dc, **[**ch 2, dc in next dc**] 22 times**, dc in each of next 39 dc, **[**ch 2, dc in next dc**] 22 times**, dc in each of next 3 dc	**(90 dc, 44 ch-2 sps)**
☐ **Row 40**	Ch 3 (counts as dc), turn, dc in each of next 3 dc, **[**ch 2, dc in next dc**] 22 times**, ch 2, sk next 2 dc, dc in next dc, dc in each of next 15 dc, ch 2, sk next 2 dc, dc in next dc, dc in each of next 15 dc, ch 2, sk next 2 dc, dc in next dc, **[**ch 2, dc in next dc**] 22 times**, dc in each of next 3 dc	**(84 dc, 47 ch-2 sps)**
☐ **Row 41**	Ch 3 (counts as dc), turn, dc in each of next 3 dc, **[**ch 2, dc in next dc**] 23 times**, ch 2, sk next 2 dc, dc in next dc, dc in each of next 9 dc, ch 2, sk next 2 dc, dc in next dc, ch 2, dc in next dc, ch 2, sk next 2 dc, dc in next dc, dc in each of next 9 dc, ch 2, sk next 2 dc, dc in next dc, **[**ch 2, dc in next dc**] 23 times**, dc in each of next 3 dc	**(76 dc, 51 ch-2 sps)**
☐ **Row 42**	Ch 3 (counts as dc), turn, dc in each of next 3 dc, **[**ch 2, dc in next dc**] 24 times**, **[**ch 2, sk next 2 dc, dc in next dc**] 3 times**, **[**ch 2, dc in next dc**] 3 times**, **[**ch 2, sk next 2 dc, dc in next dc**] 3 times**, **[**ch 2, dc in next dc**] 24 times**, dc in each of next 3 dc	**(64 dc, 57 ch-2 sps)**
☐ **Row 43**	Ch 3 (counts as dc), turn, dc in each of next 3 dc, **[**ch 2, dc in next dc**] 57 times**, dc in each of next 3 dc	**(64 dc, 57 ch-2 sps)**
☐ **Row 44**	Ch 3 (counts as dc), turn, dc in each of next 3 dc, **[**ch 2, dc in next dc**] 57 times**, dc in each of next 3 dc	**(64 dc, 57 ch-2 sps)**
☐ **Row 45**	Ch 3 (counts as dc), turn, dc in each of next 3 dc, **[**2 dc in next ch-2 sp, dc in next dc**] 57 times**, dc in each of next 3 dc	**(178 dc)**
☐ **End**	Do not fasten off.	

Edging

☐ **Foundation**	Do not turn; with the right side facing, work down the side first, then along the chain, up the other side and along the last row.	
☐ **Rnd 1**	Ch 1, 2 sc in each of next 45 row ends, ch 2, sc in each of next 177 chs, ch 2, 2 sc in each of next 45 row ends, ch 2, sc in each of next 178 dc, ch 2, join with sl st in first sc	**(535 sc, 4 ch-2 sps)**

For your own crochet, gifts and handmade pieces you sell. Do not resell or share this PDF.

☐ **Rnd 2**	Sl st in each of next 3 sc, ch 1, sc in same st, **[**sk next 2 sc, 5 dc in next sc, sk next 2 sc, sc in next sc**] 14 times**, sk next 2 sc, 7 dc in next ch-2 sp, sk next sc, sc in next sc, **[**sk next 2 sc, 5 dc in next sc, sk next 2 sc, sc in next sc**] 29 times**, sk next sc, 7 dc in next ch-2 sp, sk next 3 sc, sc in next sc, **[**sk next 2 sc, 5 dc in next sc, sk next 2 sc, sc in next sc**] 14 times**, sk next 2 sc, 7 dc in next ch-2 sp, sk next sc, sc in next sc, **[**sk next 2 sc, 5 dc in next sc, sk next 2 sc, sc in next sc**] 29 times**, sk next 2 sc, 7 dc in next ch-2 sp, join with sl st in first sc. Fasten off	**(458 dc, 90 sc)**
☐ **End**	Fasten off.	

Finishing

- Weave in all ends with the yarn needle.
- To block: wet the piece, lay it right side up on a towel, pin it out to size with every scallop drawn evenly, and let it dry.

In all: 2 pieces; 5,705 stitches (4,622 in the filet piece, 1,083 in the edging); 4 ends to weave in.

Found a mistake in this pattern? Tell us at flossfield.com, under Make a request.

For your own crochet, gifts and handmade pieces you sell. Do not resell or share this PDF.