Filet strawberry half apron

Small · US terms



Finished size
A waistband 19½ in (50 cm) wide, a skirt 18 in (46 cm) long and 26 in (66 cm) wide at the hem, and ties 40 in (102 cm) long

Skill
Intermediate
Worked in rows from a chart, with the stitches named

Yarn
Super fine (1), 2 colors

Hook
2.25 mm (US B-1)

Gauge
29 stitches to 4 in (10 cm)
In double crochet.

You will need

Yarn A: strawberry red, main color — **about 180 yd (165 m), an estimate**
Yarn B: leaf green, color B — **about 310 yd (283 m), an estimate**
Fiber: cotton
Hook: 2.25 mm (US B-1), or the size that gives you the gauge. Also: rust-proof pins for blocking, a yarn needle and scissors.

To find how many balls: divide by the length on your yarn's label and round up. Buy them from one dye lot. The estimate is from the stitches of this size at this gauge.

Sizes

Size	Finished size, about	Yarn, an estimate
Small (this file)	**19½ in (50 cm) wide, 18 in (46 cm) long**	**about 490 yd (448 m)**
Medium	22½ in (57 cm) wide, 18 in (46 cm) long	about 500 yd (457 m)
Large	26 in (66 cm) wide, 18 in (46 cm) long	about 500 yd (457 m)

For your own crochet, gifts and handmade pieces you sell. Do not resell or share this PDF or copies of it.

Abbreviations

Written in US terms. Where the UK name differs it is given beside the US one.

ch	chain
sl st	slip stitch (UK ss, slip stitch)
sc	single crochet (UK dc, double crochet)
dc	double crochet (UK tr, treble)
sc2tog	single crochet the next 2 stitches together: work each up to its last pull through, then yo and draw through all loops on hook (UK dc2tog, double crochet 2 stitches together)
sp	space
st	stitch
sk	skip (UK miss)
rnd	round
dc2tog	double crochet 2 stitches together (UK tr2tog, treble 2 stitches together)
yo	yarn over (UK yrh, yarn round hook)

Gauge

29 stitches to 4 in (10 cm) in double crochet.

9.7 meshes and 11.2 rows to 4 in (10 cm) in open filet mesh.

Use any hook that gives you this. If you count more stitches than this in 4 in (10 cm), change to a larger hook; if you count fewer, to a smaller one.

Before you start

- Every round is worked with the right side facing; do not turn.
- A beginning chain counts as the stitch in brackets after it. A ch 1 at the start of a round does not count as a stitch.
- When the next stitch or space of a kind is named, pass over anything else that comes before it. Work into a space round the chain, not into it.
- Join a new color with a sl st in the place named. Fasten off a color only where the round says so; where it does not, the same color goes on into the next round.
- An open mesh is ch 2, sk 2 sts or a ch-2 sp, dc in next dc. A solid mesh is 3 dc: one in each of 3 dc, or 2 in a ch-2 sp and 1 in the dc after it.
- Row 1 and every odd row is a right side row.
- The beginning ch 3 of each row counts as its first dc; work the last dc of a row into the top of the ch 3 of the row below (in row 2, the top of the 3 skipped chs).
- Row 25 is the first row in B. At the end of row 24 fasten off A and turn the work. Join B in the top of the last dc of row 24, which is now the first stitch you come to; the ch 3 of row 25 stands over it and counts as the first dc.
- The ch 1 at the start of each of rows 50 to 57 does not count as a stitch. The ch 3 that began row 49 is the last dc for row 50.
- Row 57, the last row of the waistband, is a right side row.
- Row 50 sets the width of the waistband. In Small and Medium it gathers the skirt: sc2tog (United Kingdom: dc2tog) over next 2 dc works two dc of row 49 into one. In Large it has one sc in every dc and the skirt is not gathered. 29 sc and about 31 rows of sc measure 4 in (10 cm).
- The waistband lies across the front and the sides of the waist and the ties close the gap at the back. Choose by your waist measure, so that the waistband is a little more than half of it: Small for a waist of about 28 to 33 in (71 to 84 cm), Medium for about 33 to 38 in (84 to 97 cm), Large for about 38 to 44 in (97 to 112 cm). The skirt is the same in every size.

For your own crochet, gifts and handmade pieces you sell. Do not resell or share this PDF or copies of it.

Filet chart, sheet 1 of 4

61 squares wide and 49 tall. One square is one mesh. Row 1 is the bottom row. Right-side rows are read right to left, wrong-side rows left to right: each row's number stands at the end it begins from. This sheet: columns 1 to 31 counted from the right, rows 1 to 25. Sheet 1 is the corner row 1 begins in; the sheets are in the order the rows are worked. A heavy row number stands at the end that row begins from; a light one marks a row that begins on the sheet beside this one. The shaded squares are on the next sheet as well, beside this one or above it.

Open: an open mesh Filled: a solid mesh

< continues on the sheet to the left



For your own crochet, gifts and handmade pieces you sell. Do not resell or share this PDF or copies of it.

Filet chart, sheet 2 of 4

61 squares wide and 49 tall. One square is one mesh. Row 1 is the bottom row. Right-side rows are read right to left, wrong-side rows left to right: each row's number stands at the end it begins from. This sheet: columns 30 to 61 counted from the right, rows 1 to 25. Sheet 1 is the corner row 1 begins in; the sheets are in the order the rows are worked. A heavy row number stands at the end that row begins from; a light one marks a row that begins on the sheet beside this one. The shaded squares are on the next sheet as well, beside this one or above it.

Open: an open mesh Filled: a solid mesh

continues on the sheet to the right >

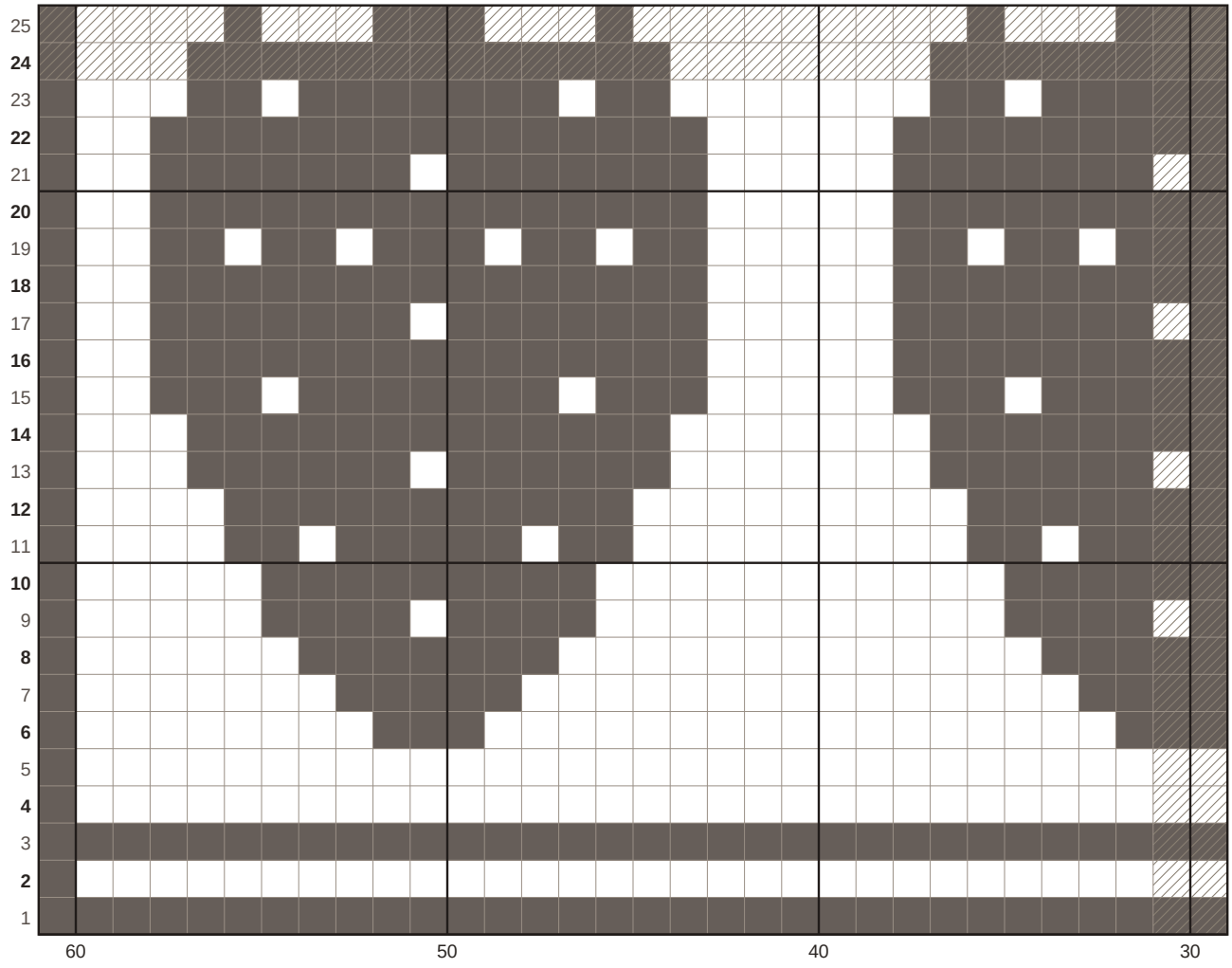

For your own crochet, gifts and handmade pieces you sell. Do not resell or share this PDF or copies of it.

Filet chart, sheet 3 of 4

61 squares wide and 49 tall. One square is one mesh. Row 1 is the bottom row. Right-side rows are read right to left, wrong-side rows left to right: each row's number stands at the end it begins from. This sheet: columns 1 to 31 counted from the right, rows 24 to 49. Sheet 1 is the corner row 1 begins in; the sheets are in the order the rows are worked. A heavy row number stands at the end that row begins from; a light one marks a row that begins on the sheet beside this one. The shaded squares are on the next sheet as well, beside this one or above it.

Open: an open mesh

Filled: a solid mesh

< continues on the sheet to the left

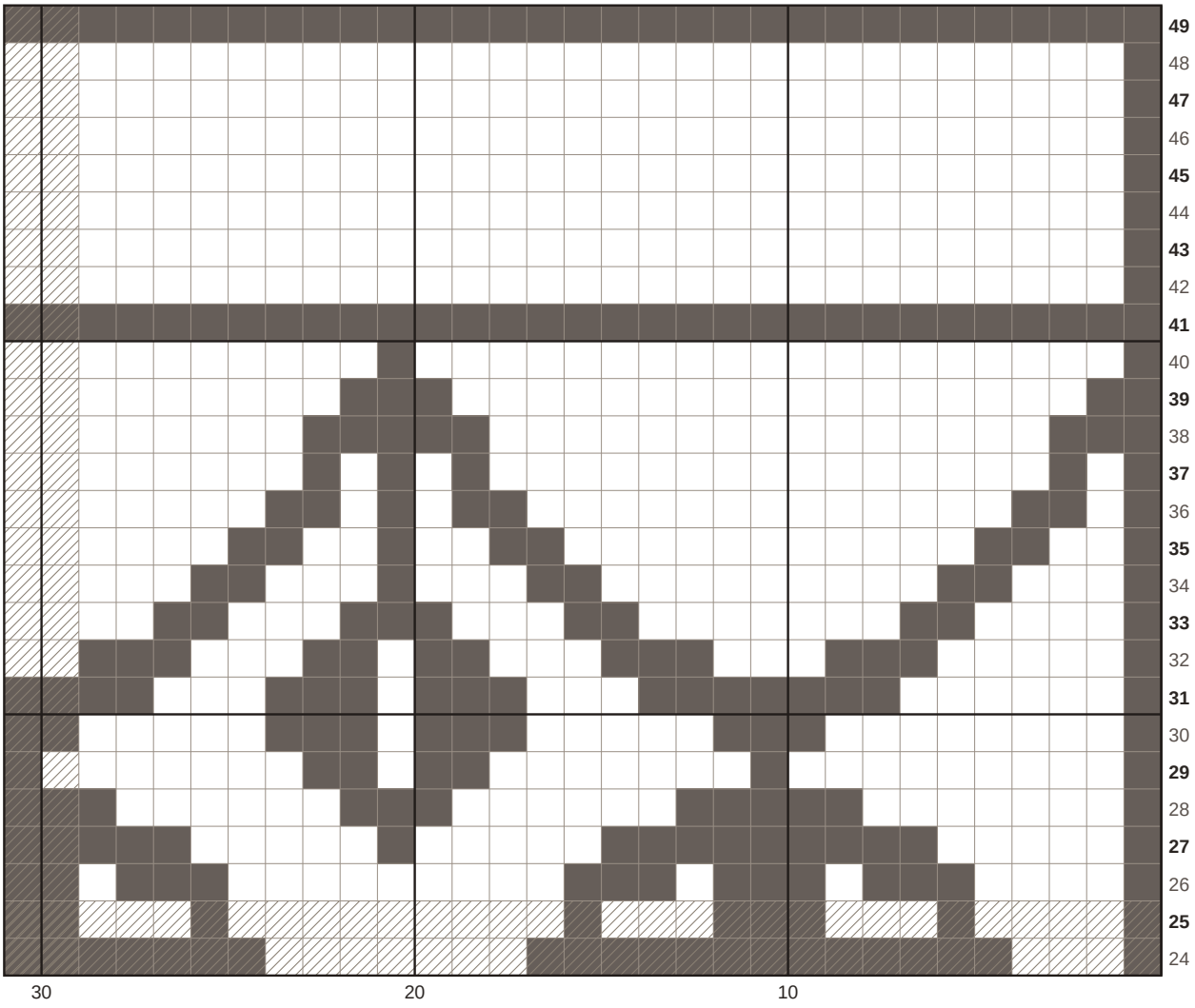

For your own crochet, gifts and handmade pieces you sell. Do not resell or share this PDF or copies of it.

Filet chart, sheet 4 of 4

61 squares wide and 49 tall. One square is one mesh. Row 1 is the bottom row. Right-side rows are read right to left, wrong-side rows left to right: each row's number stands at the end it begins from. This sheet: columns 30 to 61 counted from the right, rows 24 to 49. Sheet 1 is the corner row 1 begins in; the sheets are in the order the rows are worked. A heavy row number stands at the end that row begins from; a light one marks a row that begins on the sheet beside this one. The shaded squares are on the next sheet as well, beside this one or above it.

Open: an open mesh Filled: a solid mesh

continues on the sheet to the right >

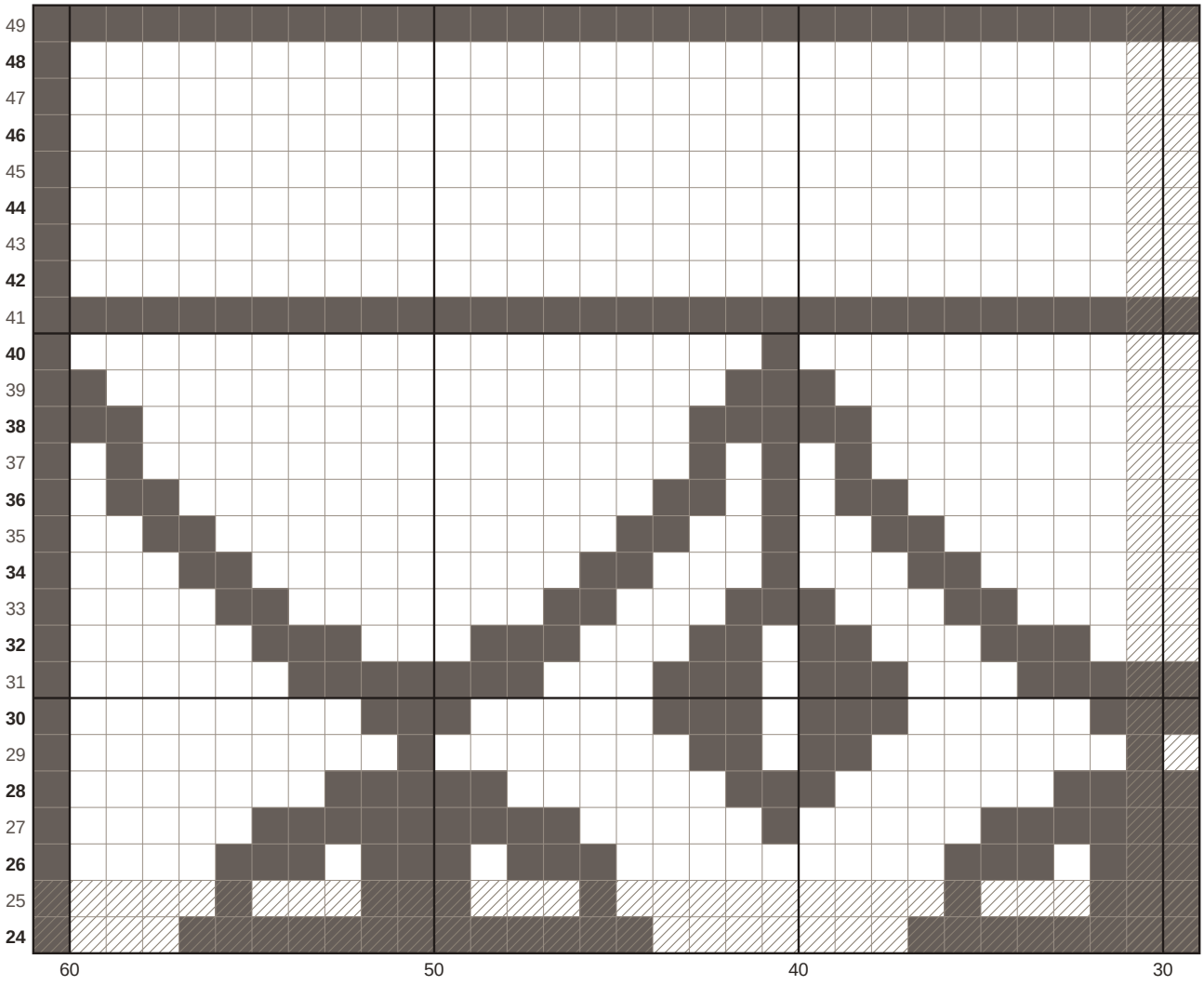

For your own crochet, gifts and handmade pieces you sell. Do not resell or share this PDF or copies of it.

Chart



the piece

For your own crochet, gifts and handmade pieces you sell. Do not resell or share this PDF or copies of it.

Instructions

Chosen: Small. Square brackets [ ] hold a repeat: work what is inside as many times as it says. The count in round brackets at the end of a line is what that line leaves. Tick the box when a row is done. In UK terms sl st is slip stitch, sc is double crochet and dc is treble.

Skirt and waistband

Yarns in order of use: A, strawberry red; B, leaf green.

☐ **Foundation**	With A, ch 186.	
	The skirt is worked from the hem up, in filet: rows 1 to 24 in A, the berries; row 25 to the end in B, their leaves and stems. Row 50 is the first row of the waistband, rows 51 to 57 the rest of it.	
☐ **Row 1**	Dc in 4th ch from hook (skipped 3 chs count as dc), dc in each of next 182 chs	**(184 dc)**
☐ **Row 2**	Ch 3 (counts as dc), turn, dc in each of next 3 dc, **[**ch 2, sk next 2 dc, dc in next dc**] 59 times**, dc in each of next 3 dc	**(66 dc, 59 ch-2 sps)**
☐ **Row 3**	Ch 3 (counts as dc), turn, dc in each of next 3 dc, **[**2 dc in next ch-2 sp, dc in next dc**] 59 times**, dc in each of next 3 dc	**(184 dc)**
☐ **Row 4**	Ch 3 (counts as dc), turn, dc in each of next 3 dc, **[**ch 2, sk next 2 dc, dc in next dc**] 59 times**, dc in each of next 3 dc	**(66 dc, 59 ch-2 sps)**
☐ **Row 5**	Ch 3 (counts as dc), turn, dc in each of next 3 dc, **[**ch 2, dc in next dc**] 59 times**, dc in each of next 3 dc	**(66 dc, 59 ch-2 sps)**
☐ **Row 6**	Ch 3 (counts as dc), turn, dc in each of next 3 dc, **[**ch 2, dc in next dc**] 8 times**, **[**2 dc in next ch-2 sp, dc in next dc**] 3 times**, **[**ch 2, dc in next dc**] 17 times**, **[**2 dc in next ch-2 sp, dc in next dc**] 3 times**, **[**ch 2, dc in next dc**] 17 times**, **[**2 dc in next ch-2 sp, dc in next dc**] 3 times**, **[**ch 2, dc in next dc**] 8 times**, dc in each of next 3 dc	**(84 dc, 50 ch-2 sps)**
☐ **Row 7**	Ch 3 (counts as dc), turn, dc in each of next 3 dc, **[**ch 2, dc in next dc**] 7 times**, [2 dc in next ch-2 sp, dc in next dc, dc in each of next 9 dc, 2 dc in next ch-2 sp, dc in next dc, [ch 2, dc in next dc] 15 times] twice, 2 dc in next ch-2 sp, dc in next dc, dc in each of next 9 dc, 2 dc in next ch-2 sp, dc in next dc, **[**ch 2, dc in next dc**] 7 times**, dc in each of next 3 dc	**(96 dc, 44 ch-2 sps)**
☐ **Row 8**	Ch 3 (counts as dc), turn, dc in each of next 3 dc, **[**ch 2, dc in next dc**] 6 times**, [2 dc in next ch-2 sp, dc in next dc, dc in each of next 15 dc, 2 dc in next ch-2 sp, dc in next dc, [ch 2, dc in next dc] 13 times] twice, 2 dc in next ch-2 sp, dc in next dc, dc in each of next 15 dc, 2 dc in next ch-2 sp, dc in next dc, **[**ch 2, dc in next dc**] 6 times**, dc in each of next 3 dc	**(108 dc, 38 ch-2 sps)**
☐ **Row 9**	Ch 3 (counts as dc), turn, dc in each of next 3 dc, **[**ch 2, dc in next dc**] 5 times**, [2 dc in next ch-2 sp, dc in next dc, dc in each of next 9 dc, ch 2, sk next 2 dc, dc in next dc, dc in each of next 9 dc, 2 dc in next ch-2 sp, dc in next dc, [ch 2, dc in next dc] 11 times] twice, 2 dc in next ch-2 sp, dc in next dc, dc in each of next 9 dc, ch 2, sk next 2 dc, dc in next dc, dc in each of next 9 dc, 2 dc in next ch-2 sp, dc in next dc, **[**ch 2, dc in next dc**] 5 times**, dc in each of next 3 dc	**(114 dc, 35 ch-2 sps)**
☐ **Row 10**	Ch 3 (counts as dc), turn, dc in each of next 3 dc, **[**ch 2, dc in next dc**] 5 times**, [dc in each of next 12 dc, 2 dc in next ch-2 sp, dc in next dc, dc in each of next 12 dc, [ch 2, dc in next dc] 11 times] twice, dc in each of next 12 dc, 2 dc in next ch-2 sp, dc in next dc, dc in each of next 12 dc, **[**ch 2, dc in next dc**] 5 times**, dc in each of next 3 dc	**(120 dc, 32 ch-2 sps)**

For your own crochet, gifts and handmade pieces you sell. Do not resell or share this PDF or copies of it.

☐ **Row 11**	Ch 3 (counts as dc), turn, dc in each of next 3 dc, **[**ch 2, dc in next dc**] 4 times**, [2 dc in next ch-2 sp, dc in next dc, dc in each of next 3 dc, ch 2, sk next 2 dc, dc in next dc, dc in each of next 15 dc, ch 2, sk next 2 dc, dc in next dc, dc in each of next 3 dc, 2 dc in next ch-2 sp, dc in next dc, [ch 2, dc in next dc] 9 times] twice, 2 dc in next ch-2 sp, dc in next dc, dc in each of next 3 dc, ch 2, sk next 2 dc, dc in next dc, dc in each of next 15 dc, ch 2, sk next 2 dc, dc in next dc, dc in each of next 3 dc, 2 dc in next ch-2 sp, dc in next dc, **[**ch 2, dc in next dc**] 4 times**, dc in each of next 3 dc **(120 dc, 32 ch-2 sps)**
☐ **Row 12**	Ch 3 (counts as dc), turn, dc in each of next 3 dc, **[**ch 2, dc in next dc**] 4 times**, [dc in each of next 6 dc, 2 dc in next ch-2 sp, dc in next dc, dc in each of next 15 dc, 2 dc in next ch-2 sp, dc in next dc, dc in each of next 6 dc, [ch 2, dc in next dc] 9 times] twice, dc in each of next 6 dc, 2 dc in next ch-2 sp, dc in next dc, dc in each of next 15 dc, 2 dc in next ch-2 sp, dc in next dc, dc in each of next 6 dc, **[**ch 2, dc in next dc**] 4 times**, dc in each of next 3 dc **(132 dc, 26 ch-2 sps)**
☐ **Row 13**	Ch 3 (counts as dc), turn, dc in each of next 3 dc, **[**ch 2, dc in next dc**] 3 times**, [2 dc in next ch-2 sp, dc in next dc, dc in each of next 15 dc, ch 2, sk next 2 dc, dc in next dc, dc in each of next 15 dc, 2 dc in next ch-2 sp, dc in next dc, [ch 2, dc in next dc] 7 times] twice, 2 dc in next ch-2 sp, dc in next dc, dc in each of next 15 dc, ch 2, sk next 2 dc, dc in next dc, dc in each of next 15 dc, 2 dc in next ch-2 sp, dc in next dc, **[**ch 2, dc in next dc**] 3 times**, dc in each of next 3 dc **(138 dc, 23 ch-2 sps)**
☐ **Row 14**	Ch 3 (counts as dc), turn, dc in each of next 3 dc, **[**ch 2, dc in next dc**] 3 times**, [dc in each of next 18 dc, 2 dc in next ch-2 sp, dc in next dc, dc in each of next 18 dc, [ch 2, dc in next dc] 7 times] twice, dc in each of next 18 dc, 2 dc in next ch-2 sp, dc in next dc, dc in each of next 18 dc, **[**ch 2, dc in next dc**] 3 times**, dc in each of next 3 dc **(144 dc, 20 ch-2 sps)**
☐ **Row 15**	Ch 3 (counts as dc), turn, dc in each of next 3 dc, [ch 2, dc in next dc] twice, [2 dc in next ch-2 sp, dc in next dc, dc in each of next 6 dc, ch 2, sk next 2 dc, dc in next dc, dc in each of next 21 dc, ch 2, sk next 2 dc, dc in next dc, dc in each of next 6 dc, 2 dc in next ch-2 sp, dc in next dc, [ch 2, dc in next dc] 5 times] twice, 2 dc in next ch-2 sp, dc in next dc, dc in each of next 6 dc, ch 2, sk next 2 dc, dc in next dc, dc in each of next 21 dc, ch 2, sk next 2 dc, dc in next dc, dc in each of next 6 dc, 2 dc in next ch-2 sp, dc in next dc, [ch 2, dc in next dc] twice, dc in each of next 3 dc **(144 dc, 20 ch-2 sps)**
☐ **Row 16**	Ch 3 (counts as dc), turn, dc in each of next 3 dc, [ch 2, dc in next dc] twice, [dc in each of next 9 dc, 2 dc in next ch-2 sp, dc in next dc, dc in each of next 21 dc, 2 dc in next ch-2 sp, dc in next dc, dc in each of next 9 dc, [ch 2, dc in next dc] 5 times] twice, dc in each of next 9 dc, 2 dc in next ch-2 sp, dc in next dc, dc in each of next 21 dc, 2 dc in next ch-2 sp, dc in next dc, dc in each of next 9 dc, [ch 2, dc in next dc] twice, dc in each of next 3 dc **(156 dc, 14 ch-2 sps)**
☐ **Row 17**	Ch 3 (counts as dc), turn, dc in each of next 3 dc, [ch 2, dc in next dc] twice, [dc in each of next 21 dc, ch 2, sk next 2 dc, dc in next dc, dc in each of next 21 dc, [ch 2, dc in next dc] 5 times] twice, dc in each of next 21 dc, ch 2, sk next 2 dc, dc in next dc, dc in each of next 21 dc, [ch 2, dc in next dc] twice, dc in each of next 3 dc **(150 dc, 17 ch-2 sps)**
☐ **Row 18**	Ch 3 (counts as dc), turn, dc in each of next 3 dc, [ch 2, dc in next dc] twice, [dc in each of next 21 dc, 2 dc in next ch-2 sp, dc in next dc, dc in each of next 21 dc, [ch 2, dc in next dc] 5 times] twice, dc in each of next 21 dc, 2 dc in next ch-2 sp, dc in next dc, dc in each of next 21 dc, [ch 2, dc in next dc] twice, dc in each of next 3 dc **(156 dc, 14 ch-2 sps)**

For your own crochet, gifts and handmade pieces you sell. Do not resell or share this PDF or copies of it.

☐ **Row 19**	Ch 3 (counts as dc), turn, dc in each of next 3 dc, [ch 2, dc in next dc] twice, [dc in each of next 6 dc, ch 2, sk next 2 dc, dc in next dc] twice, dc in each of next 9 dc, [ch 2, sk next 2 dc, dc in next dc, dc in each of next 6 dc] twice, **[**ch 2, dc in next dc**] 5 times**, [dc in each of next 6 dc, ch 2, sk next 2 dc, dc in next dc] twice, dc in each of next 9 dc, [ch 2, sk next 2 dc, dc in next dc, dc in each of next 6 dc] twice, **[**ch 2, dc in next dc**] 5 times**, [dc in each of next 6 dc, ch 2, sk next 2 dc, dc in next dc] twice, dc in each of next 9 dc, [ch 2, sk next 2 dc, dc in next dc, dc in each of next 6 dc] twice, [ch 2, dc in next dc] twice, dc in each of next 3 dc	**(132 dc, 26 ch-2 sps)**
☐ **Row 20**	Ch 3 (counts as dc), turn, dc in each of next 3 dc, [ch 2, dc in next dc] twice, [dc in each of next 6 dc, 2 dc in next ch-2 sp, dc in next dc] twice, dc in each of next 9 dc, [2 dc in next ch-2 sp, dc in next dc, dc in each of next 6 dc] twice, **[**ch 2, dc in next dc**] 5 times**, [dc in each of next 6 dc, 2 dc in next ch-2 sp, dc in next dc] twice, dc in each of next 9 dc, [2 dc in next ch-2 sp, dc in next dc, dc in each of next 6 dc] twice, **[**ch 2, dc in next dc**] 5 times**, [dc in each of next 6 dc, 2 dc in next ch-2 sp, dc in next dc] twice, dc in each of next 9 dc, [2 dc in next ch-2 sp, dc in next dc, dc in each of next 6 dc] twice, [ch 2, dc in next dc] twice, dc in each of next 3 dc	**(156 dc, 14 ch-2 sps)**
☐ **Row 21**	Ch 3 (counts as dc), turn, dc in each of next 3 dc, [ch 2, dc in next dc] twice, [dc in each of next 21 dc, ch 2, sk next 2 dc, dc in next dc, dc in each of next 21 dc, [ch 2, dc in next dc] 5 times] twice, dc in each of next 21 dc, ch 2, sk next 2 dc, dc in next dc, dc in each of next 21 dc, [ch 2, dc in next dc] twice, dc in each of next 3 dc	**(150 dc, 17 ch-2 sps)**
☐ **Row 22**	Ch 3 (counts as dc), turn, dc in each of next 3 dc, [ch 2, dc in next dc] twice, [dc in each of next 21 dc, 2 dc in next ch-2 sp, dc in next dc, dc in each of next 21 dc, [ch 2, dc in next dc] 5 times] twice, dc in each of next 21 dc, 2 dc in next ch-2 sp, dc in next dc, dc in each of next 21 dc, [ch 2, dc in next dc] twice, dc in each of next 3 dc	**(156 dc, 14 ch-2 sps)**
☐ **Row 23**	Ch 3 (counts as dc), turn, dc in each of next 3 dc, [ch 2, dc in next dc] twice, [ch 2, sk next 2 dc, dc in next dc, dc in each of next 6 dc, ch 2, sk next 2 dc, dc in next dc, dc in each of next 21 dc, ch 2, sk next 2 dc, dc in next dc, dc in each of next 6 dc, ch 2, sk next 2 dc, dc in next dc, [ch 2, dc in next dc] 5 times] twice, ch 2, sk next 2 dc, dc in next dc, dc in each of next 6 dc, ch 2, sk next 2 dc, dc in next dc, dc in each of next 21 dc, ch 2, sk next 2 dc, dc in next dc, dc in each of next 6 dc, ch 2, sk next 2 dc, dc in next dc, [ch 2, dc in next dc] twice, dc in each of next 3 dc	**(132 dc, 26 ch-2 sps)**
☐ **Row 24**	Ch 3 (counts as dc), turn, dc in each of next 3 dc, **[**ch 2, dc in next dc**] 3 times**, [dc in each of next 6 dc, 2 dc in next ch-2 sp, dc in next dc, dc in each of next 21 dc, 2 dc in next ch-2 sp, dc in next dc, dc in each of next 6 dc, [ch 2, dc in next dc] 7 times] twice, dc in each of next 6 dc, 2 dc in next ch-2 sp, dc in next dc, dc in each of next 21 dc, 2 dc in next ch-2 sp, dc in next dc, dc in each of next 6 dc, **[**ch 2, dc in next dc**] 3 times**, dc in each of next 3 dc. Fasten off A	**(144 dc, 20 ch-2 sps)**

For your own crochet, gifts and handmade pieces you sell. Do not resell or share this PDF or copies of it.

☐ **Row 25**

Turn, join B with sl st in first dc, ch 3 (counts as dc), dc in each of next 3 dc,
[ch 2, dc in next dc**] 3 times**,
[ch 2, sk next 2 dc, dc in next dc, dc in each of next 3 dc, [ch 2, sk next 2 dc, dc in next dc] 3 times, dc in each of next 9 dc, [ch 2, sk next 2 dc, dc in next dc] 3 times, dc in each of next 3 dc, ch 2, sk next 2 dc, dc in next dc, [ch 2, dc in next dc] 7 times] twice,
ch 2, sk next 2 dc, dc in next dc, dc in each of next 3 dc,
[ch 2, sk next 2 dc, dc in next dc**] 3 times**, dc in each of next 9 dc,
[ch 2, sk next 2 dc, dc in next dc**] 3 times**, dc in each of next 3 dc, ch 2,
sk next 2 dc, dc in next dc, **[**ch 2, dc in next dc**] 3 times**, dc in each of next 3 dc

(96 dc, 44 ch-2 sps)

☐ **Row 26**

Ch 3 (counts as dc), turn, dc in each of next 3 dc, **[**ch 2, dc in next dc**] 4 times**,
[dc in each of next 3 dc, [2 dc in next ch-2 sp, dc in next dc] twice, ch 2, dc in next dc, dc in each of next 9 dc, ch 2, dc in next dc, [2 dc in next ch-2 sp, dc in next dc] twice, dc in each of next 3 dc, [ch 2, dc in next dc] 9 times] twice,
dc in each of next 3 dc, [2 dc in next ch-2 sp, dc in next dc] twice, ch 2, dc in next dc,
dc in each of next 9 dc, ch 2, dc in next dc, [2 dc in next ch-2 sp, dc in next dc] twice,
dc in each of next 3 dc, **[**ch 2, dc in next dc**] 4 times**, dc in each of next 3 dc

(120 dc, 32 ch-2 sps)

☐ **Row 27**

Ch 3 (counts as dc), turn, dc in each of next 3 dc, **[**ch 2, dc in next dc**] 4 times**, ch 2,
sk next 2 dc, dc in next dc, dc in each of next 6 dc, 2 dc in next ch-2 sp, dc in next dc,
dc in each of next 9 dc, 2 dc in next ch-2 sp, dc in next dc, dc in each of next 6 dc, ch 2,
sk next 2 dc, dc in next dc, **[**ch 2, dc in next dc**] 4 times**, 2 dc in next ch-2 sp,
dc in next dc, **[**ch 2, dc in next dc**] 4 times**, ch 2, sk next 2 dc, dc in next dc,
dc in each of next 6 dc, 2 dc in next ch-2 sp, dc in next dc, dc in each of next 9 dc,
2 dc in next ch-2 sp, dc in next dc, dc in each of next 6 dc, ch 2, sk next 2 dc,
dc in next dc, **[**ch 2, dc in next dc**] 4 times**, 2 dc in next ch-2 sp, dc in next dc,
[ch 2, dc in next dc**] 4 times**, ch 2, sk next 2 dc, dc in next dc,
dc in each of next 6 dc, 2 dc in next ch-2 sp, dc in next dc, dc in each of next 9 dc,
2 dc in next ch-2 sp, dc in next dc, dc in each of next 6 dc, ch 2, sk next 2 dc,
dc in next dc, **[**ch 2, dc in next dc**] 4 times**, dc in each of next 3 dc **(124 dc, 30 ch-2 sps)**

☐ **Row 28**

Ch 3 (counts as dc), turn, dc in each of next 3 dc, **[**ch 2, dc in next dc**] 5 times**,
[[ch 2, sk next 2 dc, dc in next dc] twice, dc in each of next 15 dc, [ch 2, sk next 2 dc, dc in next dc] twice, [ch 2, dc in next dc] 4 times, 2 dc in next ch-2 sp, dc in next dc, dc in each of next 3 dc, 2 dc in next ch-2 sp, dc in next dc, [ch 2, dc in next dc] 4 times] twice,
[ch 2, sk next 2 dc, dc in next dc] twice, dc in each of next 15 dc,
[ch 2, sk next 2 dc, dc in next dc] twice, **[**ch 2, dc in next dc**] 5 times**,
dc in each of next 3 dc **(108 dc, 38 ch-2 sps)**

☐ **Row 29**

Ch 3 (counts as dc), turn, dc in each of next 3 dc, **[**ch 2, dc in next dc**] 7 times**,
[ch 2, sk next 2 dc, dc in next dc] twice, dc in each of next 3 dc,
[ch 2, sk next 2 dc, dc in next dc] twice, **[**ch 2, dc in next dc**] 5 times**,
2 dc in next ch-2 sp, dc in next dc, dc in each of next 3 dc, ch 2, sk next 2 dc,
dc in next dc, dc in each of next 3 dc, 2 dc in next ch-2 sp, dc in next dc,
[ch 2, dc in next dc**] 5 times**, [ch 2, sk next 2 dc, dc in next dc] twice,
dc in each of next 3 dc, [ch 2, sk next 2 dc, dc in next dc] twice,
[ch 2, dc in next dc**] 5 times**, 2 dc in next ch-2 sp, dc in next dc,
dc in each of next 3 dc, ch 2, sk next 2 dc, dc in next dc, dc in each of next 3 dc,
2 dc in next ch-2 sp, dc in next dc, **[**ch 2, dc in next dc**] 5 times**,
[ch 2, sk next 2 dc, dc in next dc] twice, dc in each of next 3 dc,
[ch 2, sk next 2 dc, dc in next dc] twice, **[**ch 2, dc in next dc**] 7 times**,
dc in each of next 3 dc **(88 dc, 48 ch-2 sps)**

For your own crochet, gifts and handmade pieces you sell. Do not resell or share this PDF or copies of it.

☐ **Row 30**	Ch 3 (counts as dc), turn, dc in each of next 3 dc, **[**ch 2, dc in next dc**] 8 times**, 2 dc in next ch-2 sp, dc in next dc, dc in each of next 3 dc, 2 dc in next ch-2 sp, dc in next dc, **[**ch 2, dc in next dc**] 5 times**, 2 dc in next ch-2 sp, dc in next dc, dc in each of next 6 dc, ch 2, dc in next dc, dc in each of next 6 dc, 2 dc in next ch-2 sp, dc in next dc, **[**ch 2, dc in next dc**] 5 times**, 2 dc in next ch-2 sp, dc in next dc, dc in each of next 3 dc, 2 dc in next ch-2 sp, dc in next dc, **[**ch 2, dc in next dc**] 5 times**, 2 dc in next ch-2 sp, dc in next dc, dc in each of next 6 dc, ch 2, dc in next dc, dc in each of next 6 dc, 2 dc in next ch-2 sp, dc in next dc, **[**ch 2, dc in next dc**] 5 times**, 2 dc in next ch-2 sp, dc in next dc, dc in each of next 3 dc, 2 dc in next ch-2 sp, dc in next dc, **[**ch 2, dc in next dc**] 8 times**, dc in each of next 3 dc **(108 dc, 38 ch-2 sps)**
☐ **Row 31**	Ch 3 (counts as dc), turn, dc in each of next 3 dc, **[**ch 2, dc in next dc**] 6 times**, [[2 dc in next ch-2 sp, dc in next dc] twice, dc in each of next 9 dc, [2 dc in next ch-2 sp, dc in next dc] twice, [ch 2, dc in next dc] 3 times, dc in each of next 9 dc, ch 2, dc in next dc, dc in each of next 9 dc, [ch 2, dc in next dc] 3 times] twice, [2 dc in next ch-2 sp, dc in next dc] twice, dc in each of next 9 dc, [2 dc in next ch-2 sp, dc in next dc] twice, **[**ch 2, dc in next dc**] 6 times**, dc in each of next 3 dc **(132 dc, 26 ch-2 sps)**
☐ **Row 32**	Ch 3 (counts as dc), turn, dc in each of next 3 dc, **[**ch 2, dc in next dc**] 5 times**, 2 dc in next ch-2 sp, dc in next dc, dc in each of next 6 dc, **[**ch 2, sk next 2 dc, dc in next dc**] 3 times**, dc in each of next 6 dc, 2 dc in next ch-2 sp, dc in next dc, [ch 2, dc in next dc] twice, ch 2, sk next 2 dc, dc in next dc, dc in each of next 6 dc, ch 2, dc in next dc, dc in each of next 6 dc, ch 2, sk next 2 dc, dc in next dc, [ch 2, dc in next dc] twice, 2 dc in next ch-2 sp, dc in next dc, dc in each of next 6 dc, **[**ch 2, sk next 2 dc, dc in next dc**] 3 times**, dc in each of next 6 dc, 2 dc in next ch-2 sp, dc in next dc, [ch 2, dc in next dc] twice, ch 2, sk next 2 dc, dc in next dc, dc in each of next 6 dc, ch 2, dc in next dc, dc in each of next 6 dc, ch 2, sk next 2 dc, dc in next dc, [ch 2, dc in next dc] twice, 2 dc in next ch-2 sp, dc in next dc, dc in each of next 6 dc, **[**ch 2, sk next 2 dc, dc in next dc**] 3 times**, dc in each of next 6 dc, 2 dc in next ch-2 sp, dc in next dc, **[**ch 2, dc in next dc**] 5 times**, dc in each of next 3 dc **(118 dc, 33 ch-2 sps)**
☐ **Row 33**	Ch 3 (counts as dc), turn, dc in each of next 3 dc, **[**ch 2, dc in next dc**] 4 times**, 2 dc in next ch-2 sp, dc in next dc, dc in each of next 3 dc, [ch 2, sk next 2 dc, dc in next dc] twice, **[**ch 2, dc in next dc**] 3 times**, [ch 2, sk next 2 dc, dc in next dc] twice, dc in each of next 3 dc, 2 dc in next ch-2 sp, dc in next dc, [ch 2, dc in next dc] twice, ch 2, sk next 2 dc, dc in next dc, dc in each of next 3 dc, 2 dc in next ch-2 sp, dc in next dc, dc in each of next 3 dc, ch 2, sk next 2 dc, dc in next dc, [ch 2, dc in next dc] twice, 2 dc in next ch-2 sp, dc in next dc, dc in each of next 3 dc, [ch 2, sk next 2 dc, dc in next dc] twice, **[**ch 2, dc in next dc**] 3 times**, [ch 2, sk next 2 dc, dc in next dc] twice, dc in each of next 3 dc, 2 dc in next ch-2 sp, dc in next dc, [ch 2, dc in next dc] twice, ch 2, sk next 2 dc, dc in next dc, dc in each of next 3 dc, 2 dc in next ch-2 sp, dc in next dc, dc in each of next 3 dc, ch 2, sk next 2 dc, dc in next dc, [ch 2, dc in next dc] twice, 2 dc in next ch-2 sp, dc in next dc, dc in each of next 3 dc, [ch 2, sk next 2 dc, dc in next dc] twice, **[**ch 2, dc in next dc**] 3 times**, [ch 2, sk next 2 dc, dc in next dc] twice, dc in each of next 3 dc, 2 dc in next ch-2 sp, dc in next dc, **[**ch 2, dc in next dc**] 4 times**, dc in each of next 3 dc **(102 dc, 41 ch-2 sps)**

For your own crochet, gifts and handmade pieces you sell. Do not resell or share this PDF or copies of it.

☐ **Row 34**

Ch 3 (counts as dc), turn, dc in each of next 3 dc, **[**ch 2, dc in next dc**] 3 times**,
2 dc in next ch-2 sp, dc in next dc, dc in each of next 3 dc, ch 2, sk next 2 dc,
dc in next dc, **[**ch 2, dc in next dc**] 7 times**, ch 2, sk next 2 dc, dc in next dc,
dc in each of next 3 dc, 2 dc in next ch-2 sp, dc in next dc, [ch 2, dc in next dc] twice,
ch 2, sk next 2 dc, dc in next dc, dc in each of next 3 dc, ch 2, sk next 2 dc,
dc in next dc, [ch 2, dc in next dc] twice, 2 dc in next ch-2 sp, dc in next dc,
dc in each of next 3 dc, ch 2, sk next 2 dc, dc in next dc,
[ch 2, dc in next dc**] 7 times**, ch 2, sk next 2 dc, dc in next dc,
dc in each of next 3 dc, 2 dc in next ch-2 sp, dc in next dc, [ch 2, dc in next dc] twice,
ch 2, sk next 2 dc, dc in next dc, dc in each of next 3 dc, ch 2, sk next 2 dc,
dc in next dc, [ch 2, dc in next dc] twice, 2 dc in next ch-2 sp, dc in next dc,
dc in each of next 3 dc, ch 2, sk next 2 dc, dc in next dc,
[ch 2, dc in next dc**] 7 times**, ch 2, sk next 2 dc, dc in next dc,
dc in each of next 3 dc, 2 dc in next ch-2 sp, dc in next dc,
[ch 2, dc in next dc**] 3 times**, dc in each of next 3 dc **(94 dc, 45 ch-2 sps)**

☐ **Row 35**

Ch 3 (counts as dc), turn, dc in each of next 3 dc, [ch 2, dc in next dc] twice,
2 dc in next ch-2 sp, dc in next dc, dc in each of next 3 dc, ch 2, sk next 2 dc,
dc in next dc, **[**ch 2, dc in next dc**] 9 times**, ch 2, sk next 2 dc, dc in next dc,
dc in each of next 3 dc, 2 dc in next ch-2 sp, dc in next dc, [ch 2, dc in next dc] twice,
dc in each of next 3 dc, [ch 2, dc in next dc] twice, 2 dc in next ch-2 sp, dc in next dc,
dc in each of next 3 dc, ch 2, sk next 2 dc, dc in next dc,
[ch 2, dc in next dc**] 9 times**, ch 2, sk next 2 dc, dc in next dc,
dc in each of next 3 dc, 2 dc in next ch-2 sp, dc in next dc, [ch 2, dc in next dc] twice,
dc in each of next 3 dc, [ch 2, dc in next dc] twice, 2 dc in next ch-2 sp, dc in next dc,
dc in each of next 3 dc, ch 2, sk next 2 dc, dc in next dc,
[ch 2, dc in next dc**] 9 times**, ch 2, sk next 2 dc, dc in next dc,
dc in each of next 3 dc, 2 dc in next ch-2 sp, dc in next dc, [ch 2, dc in next dc] twice,
dc in each of next 3 dc **(94 dc, 45 ch-2 sps)**

☐ **Row 36**

Ch 3 (counts as dc), turn, dc in each of next 3 dc, ch 2, dc in next dc,
2 dc in next ch-2 sp, dc in next dc, dc in each of next 3 dc, ch 2, sk next 2 dc,
dc in next dc, **[**ch 2, dc in next dc**] 11 times**, ch 2, sk next 2 dc, dc in next dc,
dc in each of next 3 dc, 2 dc in next ch-2 sp, dc in next dc, ch 2, dc in next dc,
dc in each of next 3 dc, ch 2, dc in next dc, 2 dc in next ch-2 sp, dc in next dc,
dc in each of next 3 dc, ch 2, sk next 2 dc, dc in next dc,
[ch 2, dc in next dc**] 11 times**, ch 2, sk next 2 dc, dc in next dc,
dc in each of next 3 dc, 2 dc in next ch-2 sp, dc in next dc, ch 2, dc in next dc,
dc in each of next 3 dc, ch 2, dc in next dc, 2 dc in next ch-2 sp, dc in next dc,
dc in each of next 3 dc, ch 2, sk next 2 dc, dc in next dc,
[ch 2, dc in next dc**] 11 times**, ch 2, sk next 2 dc, dc in next dc,
dc in each of next 3 dc, 2 dc in next ch-2 sp, dc in next dc, ch 2, dc in next dc,
dc in each of next 3 dc **(94 dc, 45 ch-2 sps)**

☐ **Row 37**

Ch 3 (counts as dc), turn,

> **[**dc in each of next 3 dc, ch 2, dc in next dc, dc in each of next 3 dc, ch 2,
> sk next 2 dc, dc in next dc, **[**ch 2, dc in next dc**] 13 times**, ch 2, sk next 2 dc,
> dc in next dc, dc in each of next 3 dc, ch 2, dc in next dc**] 3 times**,

dc in each of next 3 dc **(82 dc, 51 ch-2 sps)**

☐ **Row 38**

Ch 3 (counts as dc), turn,

> **[**dc in each of next 3 dc, 2 dc in next ch-2 sp, dc in next dc, dc in each of next 3 dc,
> **[**ch 2, dc in next dc**] 15 times**, dc in each of next 3 dc, 2 dc in next ch-2 sp,
> dc in next dc**] 3 times**,

dc in each of next 3 dc **(94 dc, 45 ch-2 sps)**

For your own crochet, gifts and handmade pieces you sell. Do not resell or share this PDF or copies of it.

☐ **Row 39**	Ch 3 (counts as dc), turn, dc in each of next 6 dc, [ch 2, sk next 2 dc, dc in next dc, [ch 2, dc in next dc] 15 times, ch 2, sk next 2 dc, dc in next dc, dc in each of next 9 dc] twice, ch 2, sk next 2 dc, dc in next dc, **[**ch 2, dc in next dc**] 15 times**, ch 2, sk next 2 dc, dc in next dc, dc in each of next 6 dc	**(82 dc, 51 ch-2 sps)**
☐ **Row 40**	Ch 3 (counts as dc), turn, **[**dc in each of next 3 dc, ch 2, sk next 2 dc, dc in next dc, **[**ch 2, dc in next dc**] 17 times**, ch 2, sk next 2 dc, dc in next dc**] 3 times**, dc in each of next 3 dc	**(70 dc, 57 ch-2 sps)**
☐ **Row 41**	Ch 3 (counts as dc), turn, **[**dc in each of next 3 dc, **[**2 dc in next ch-2 sp, dc in next dc**] 19 times] 3 times**, dc in each of next 3 dc	**(184 dc)**
☐ **Row 42**	Ch 3 (counts as dc), turn, dc in each of next 3 dc, **[**ch 2, sk next 2 dc, dc in next dc**] 59 times**, dc in each of next 3 dc	**(66 dc, 59 ch-2 sps)**
☐ **Rows 43 to 48**	Ch 3 (counts as dc), turn, dc in each of next 3 dc, **[**ch 2, dc in next dc**] 59 times**, dc in each of next 3 dc	**(66 dc, 59 ch-2 sps)**

A box for each row, 43 to 48: tick them off as you go.

☐ 43 ☐ 44 ☐ 45 ☐ 46 ☐ 47 ☐ 48

☐ **Row 49**	Ch 3 (counts as dc), turn, dc in each of next 3 dc, **[**2 dc in next ch-2 sp, dc in next dc**] 59 times**, dc in each of next 3 dc	**(184 dc)**
☐ **Row 50**	Ch 1, turn, **[**sc2tog over next 2 dc, sc in each of next 2 dc**] 46 times**	**(92 sc, 46 sc2tog)**
☐ **Row 51**	Ch 1, turn, sc in each of next 138 sts	**(138 sc)**
☐ **Rows 52 to 57**	Ch 1, turn, sc in each of next 138 sc	**(138 sc)**

A box for each row, 52 to 57: tick them off as you go.

☐ 52 ☐ 53 ☐ 54 ☐ 55 ☐ 56 ☐ 57

☐ **End**	Do not fasten off.

Edging

Yarn B, leaf green.

☐ **Foundation**	With B still on the hook, do not turn; with the right side facing, begin at the end of row 57, work down the side first, then along the chain, up the other side and along the waistband. Rnd 1 works 1 sc in the end of each sc row and 2 or 3 sc in the end of each dc row.
☐ **Rnd 1**	**Yarn B.** Ch 1, sc in each of next 8 row ends, 2 sc in next row end, **[**3 sc in next row end, 2 sc in next row end**] 24 times**, ch 2, sc in each of next 183 chs, ch 2, 2 sc in next row end, **[**3 sc in next row end, 2 sc in next row end**] 24 times**, sc in each of next 8 row ends, ch 2, sc in each of next 138 sc, ch 2, join with sl st in first sc **(581 sc, 4 ch-2 sps)**

For your own crochet, gifts and handmade pieces you sell. Do not resell or share this PDF or copies of it.

The next round sets shells of 5 dc down both sides of the skirt and along the hem, a shell of 7 dc in each lower corner, and plain sc round the waistband.

☐ **Rnd 2**	Ch 1, sc in same st, sc in each of next 7 sc, **[**sk next 2 sc, 5 dc in next sc, sk next 2 sc, sc in next sc**] 20 times**, sk next 2 sc, 7 dc in next ch-2 sp, sk next sc, sc in next sc, **[**sk next 2 sc, 5 dc in next sc, sk next 2 sc, sc in next sc**] 30 times**, sk next sc, 7 dc in next ch-2 sp, sk next 2 sc, **[**sc in next sc, sk next 2 sc, 5 dc in next sc, sk next 2 sc**] 20 times**, sc in each of next 8 sc, 2 sc in next ch-2 sp, sc in each of next 138 sc, 2 sc in next ch-2 sp, join with sl st in first sc	**(364 dc, 229 sc)**
☐ **End**	Fasten off.	

Tie: make 2

Yarn B, leaf green.

☐ **Foundation**	With B, ch 285.	
☐ **Rnd 1**	With B, 2 dc in 4th ch from hook (skipped 3 chs count as dc), dc in each of next 280 chs, 6 dc in last ch, working along opposite side of foundation ch, dc in each of next 280 chs, 3 dc in next ch, join with sl st in top of skipped chs	**(572 dc)**

The next round sets shells of 5 dc down both sides of the skirt and along the hem, a shell of 7 dc in each lower corner, and plain sc round the waistband.

☐ **Rnd 2**	Ch 1, sc in same st, 2 sc in next dc, sc in next dc, sc in each of next 280 dc, **[**sc in next dc, 2 sc in next dc**] 3 times**, sc in each of next 280 dc, 2 sc in next dc, sc in next dc, 2 sc in next dc, join with sl st in first sc	**(578 sc)**
☐ **End**	Fasten off.	

Assembly

1. Weave in all ends of the skirt and of both ties. Block the skirt and the ties as told under Finishing and let them dry.

2. Lay the apron wrong side up. Lay one end of a tie, wrong side up, on the wrong side of the waistband at one of its short ends, halfway between its top and bottom edges. Let the tie reach 1 in (2.5 cm) in over the waistband; the rest of the tie points away from it.

3. Cut 24 in (61 cm) of B. Begin where the upper edge of the tie crosses the short end of the waistband. Sew the tie down round its edge, as far as it lies on the waistband: bring the needle up through an edge sc of the tie and down through the back of the waistband beside it, one stitch for each sc, and keep the stitches from showing on the right side. Then sew across the tie where it passes over the short end of the waistband, one stitch for each sc of the waistband edging. Fasten off and draw the end inside.

4. Sew the other tie to the other end of the waistband in the same way.

Finishing

- Weave in all ends with the yarn needle.
- To block: wet the skirt and the ties and lay them right side up on a towel. Pin the waistband out to its width and the hem to its width with every shell drawn evenly, let the gathers, if there are any, lie as they fall, pin each tie straight, and let them dry.

In all: 10,112 stitches (6,638 in the skirt and waistband, 1,174 in the edging, 1,150 in each tie).

Found a mistake in this pattern? Tell us at flossfield.com, under Make a request.

For your own crochet, gifts and handmade pieces you sell. Do not resell or share this PDF or copies of it.