# Namaste lotus flower C2C graph

US terms




Finished size
**About 71¾ × 59¾ in (182 × 152 cm)**

Skill
**Intermediate**
7 yarns; up to 12 color changes in one row. 47 balls to wind, 94 ends to weave in.

Hook
**5.5 mm (US I-9)**

Also
**Yarn needle, bobbins or small balls, one for each stretch of color: 47 in all, scissors and tape measure**

## What you need

**Medium (4) yarn, 7 colors**: about 2,430 g in all, an estimate, where 100 g is 200 yd (183 m).

| | |
|---|---|
| A: dark teal, cross on the graph, wind 16 small balls: most about 80 yd (74 m) or less, the longest 150 yd (138 m) | **about 900 yd (823 m), an estimate** |
| B: aubergine, background, worked from 4 lengths: about 1,050 yd (961 m), 150 yd (138 m), 30 yd (28 m) and 3 yd (3 m), the longest straight from the skein | **about 1,200 yd (1,097 m), an estimate** |
| C: petal pink, dot on the graph, worked from 3 lengths: about 525 yd (481 m), 175 yd (161 m) and 175 yd (161 m), straight from the skein | **about 850 yd (777 m), an estimate** |
| D: gold, slash on the graph, worked from 19 lengths: most about 50 yd (46 m) or less, the longest 225 yd (206 m), straight from the skein | **about 675 yd (617 m), an estimate** |
| E: raspberry, ring on the graph, worked from 2 lengths: about 300 yd (275 m) each, straight from the skein | **about 600 yd (549 m), an estimate** |
| F: candy pink, triangle on the graph, worked from 2 lengths: about 175 yd (161 m) each, straight from the skein | **about 325 yd (297 m), an estimate** |
| G: turquoise, diamond on the graph, worked from 1 length, straight from the skein | **about 300 yd (274 m), an estimate** |

## Before you start

- Row 1 is one block: dc in the 4th ch from the hook and in each of the next 2 chs. The 3 chains skipped stand at the side of the block and make its ch-3 sp.
- An increase row has one block more than the row before. It begins with a new block: ch 6, turn, dc in 4th ch from hook, dc in next 2 chs. It ends with a block in the last ch-3 sp.


For your own crochet, gifts and handmade pieces you sell. Do not resell or share this PDF or copies of it.

- A decrease row has one block fewer than the row before. It begins with no new block: turn, sl st in each of the 3 dc of the last block made. It ends with a sl st in the last ch-3 sp.
- An even row has as many blocks as the row before: one edge of the graph is finished and the other still grows. Its label says how it begins. An even row that begins with a new block begins as an increase row does and ends with a sl st in the last ch-3 sp. An even row that begins with slip stitches begins as a decrease row does and ends with a block in the last ch-3 sp.
- Where a row begins with slip stitches, as every decrease row does, its first block is (sl st, ch 3, 3 dc) in the ch-3 sp of the block just slipped across.
- Every other block of a row is (sl st, ch 3, 3 dc) in the ch-3 sp of the next block of the row before.

## Gauge

**About 5.3 blocks to 4 in (10 cm) each way** in corner-to-corner blocks of ch 3 and 3 double crochet.

Use the hook that gives you this.

The pattern also stops you to measure after row 6.

> **The swatch.** A test piece to measure and pull out. It is not the start of the pattern. Work the first 8 rows of the pattern in one yarn: a triangle with 8 blocks along each straight edge, about 6 in (15 cm). Count the blocks in 4 in (10 cm) along the middle of a straight edge.

| | | |
|---|---|---|
| **Swatch foundation** | With A, ch 6. | |
| **Swatch row 1 (RS, increase)** | 1 A | (1 block) |
| **Swatch row 2 (WS, increase)** | 2 A | (2 blocks) |
| **Swatch row 3 (RS, increase)** | 3 A | (3 blocks) |
| **Swatch row 4 (WS, increase)** | 4 A | (4 blocks) |
| **Swatch row 5 (RS, increase)** | 5 A | (5 blocks) |
| **Swatch row 6 (WS, increase)** | 6 A | (6 blocks) |
| **Swatch row 7 (RS, increase)** | 7 A | (7 blocks) |
| **Swatch row 8 (WS, increase)** | 8 A | (8 blocks) |

### The same graph in other yarn weights

Light (3): 6.2 blocks to 4 in (10 cm), hook 4.5 to 5.5 mm, about 62¼ × 52 in (158 × 132 cm).

Bulky (5): 4.1 blocks to 4 in (10 cm), hook 6.5 to 9 mm, about 93½ × 77¾ in (237 × 197 cm).

No yarn amount has been worked out for these weights.


For your own crochet, gifts and handmade pieces you sell. Do not resell or share this PDF or copies of it.

# Graph, sheet 1 of 6

96 squares wide and 80 tall. One square is 1 block of ch 3 and 3 double crochet, worked on the diagonal. Row 1 is the square in the bottom right corner, and each row after it is the next diagonal of the graph, as far as the top left corner. A row's number stands at its lower end: along the bottom edge, then up the left edge. Right-side rows are read down the diagonal to that end, wrong-side rows back up from it. This sheet: columns 1 to 32 counted from the right, lines of squares 1 to 41 counted from the bottom. Sheet 1 is the corner row 1 begins in. The numbers stand on the sheets that hold the graph's bottom edge or its left edge. The shaded squares are on the next sheet as well, beside this one or above it.

- A dark teal, cross, 1,444 squares
- B aubergine, no symbol, 1,900 squares
- C petal pink, dot, 1,344 squares
- D gold, slash, 1,082 squares
- E raspberry, ring, 942 squares
- F candy pink, triangle, 488 squares
- G turquoise, diamond, 480 squares

*< continues on the sheet to the left*





For your own crochet, gifts and handmade pieces you sell. Do not resell or share this PDF or copies of it.

# Graph, sheet 2 of 6

96 squares wide and 80 tall. One square is 1 block of ch 3 and 3 double crochet, worked on the diagonal. Row 1 is the square in the bottom right corner, and each row after it is the next diagonal of the graph, as far as the top left corner. A row's number stands at its lower end: along the bottom edge, then up the left edge. Right-side rows are read down the diagonal to that end, wrong-side rows back up from it. This sheet: columns 31 to 64 counted from the right, lines of squares 1 to 41 counted from the bottom. Sheet 1 is the corner row 1 begins in. The numbers stand on the sheets that hold the graph's bottom edge or its left edge. The shaded squares are on the next sheet as well, beside this one or above it.

- A dark teal, cross, 1,444 squares
- B aubergine, no symbol, 1,900 squares
- C petal pink, dot, 1,344 squares
- D gold, slash, 1,082 squares
- E raspberry, ring, 942 squares
- F candy pink, triangle, 488 squares
- G turquoise, diamond, 480 squares

*< continues on the sheet to the left*

*continues on the sheet to the right >*

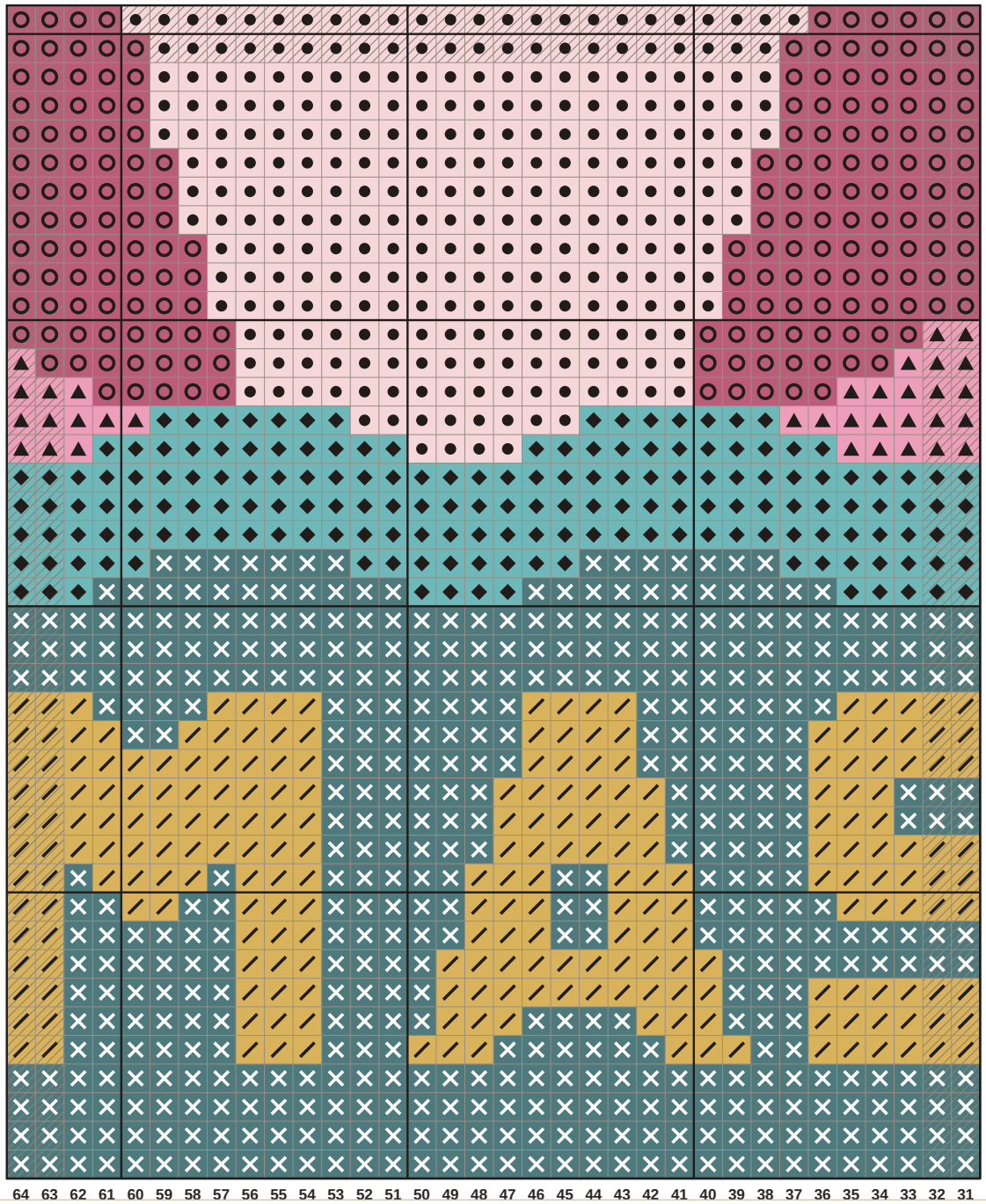

64 63 62 61 60 59 58 57 56 55 54 53 52 51 50 49 48 47 46 45 44 43 42 41 40 39 38 37 36 35 34 33 32 31



For your own crochet, gifts and handmade pieces you sell. Do not resell or share this PDF or copies of it.

# Graph, sheet 3 of 6

96 squares wide and 80 tall. One square is 1 block of ch 3 and 3 double crochet, worked on the diagonal. Row 1 is the square in the bottom right corner, and each row after it is the next diagonal of the graph, as far as the top left corner. A row's number stands at its lower end: along the bottom edge, then up the left edge. Right-side rows are read down the diagonal to that end, wrong-side rows back up from it. This sheet: columns 63 to 96 counted from the right, lines of squares 1 to 41 counted from the bottom. Sheet 1 is the corner row 1 begins in. The numbers stand on the sheets that hold the graph's bottom edge or its left edge. The shaded squares are on the next sheet as well, beside this one or above it.

- A dark teal, cross, 1,444 squares
- B aubergine, no symbol, 1,900 squares
- C petal pink, dot, 1,344 squares
- D gold, slash, 1,082 squares
- E raspberry, ring, 942 squares
- F candy pink, triangle, 488 squares
- G turquoise, diamond, 480 squares

*continues on the sheet to the right >*





For your own crochet, gifts and handmade pieces you sell. Do not resell or share this PDF or copies of it.

# Graph, sheet 4 of 6

96 squares wide and 80 tall. One square is 1 block of ch 3 and 3 double crochet, worked on the diagonal. Row 1 is the square in the bottom right corner, and each row after it is the next diagonal of the graph, as far as the top left corner. A row's number stands at its lower end: along the bottom edge, then up the left edge. Right-side rows are read down the diagonal to that end, wrong-side rows back up from it. This sheet: columns 1 to 32 counted from the right, lines of squares 40 to 80 counted from the bottom. Sheet 1 is the corner row 1 begins in. The numbers stand on the sheets that hold the graph's bottom edge or its left edge. The shaded squares are on the next sheet as well, beside this one or above it.

- A dark teal, cross, 1,444 squares
- B aubergine, no symbol, 1,900 squares
- C petal pink, dot, 1,344 squares
- D gold, slash, 1,082 squares
- E raspberry, ring, 942 squares
- F candy pink, triangle, 488 squares
- G turquoise, diamond, 480 squares

*< continues on the sheet to the left*




For your own crochet, gifts and handmade pieces you sell. Do not resell or share this PDF or copies of it.

# Graph, sheet 5 of 6

96 squares wide and 80 tall. One square is 1 block of ch 3 and 3 double crochet, worked on the diagonal. Row 1 is the square in the bottom right corner, and each row after it is the next diagonal of the graph, as far as the top left corner. A row's number stands at its lower end: along the bottom edge, then up the left edge. Right-side rows are read down the diagonal to that end, wrong-side rows back up from it. This sheet: columns 31 to 64 counted from the right, lines of squares 40 to 80 counted from the bottom. Sheet 1 is the corner row 1 begins in. The numbers stand on the sheets that hold the graph's bottom edge or its left edge. The shaded squares are on the next sheet as well, beside this one or above it.

- A dark teal, cross, 1,444 squares
- B aubergine, no symbol, 1,900 squares
- C petal pink, dot, 1,344 squares
- D gold, slash, 1,082 squares
- E raspberry, ring, 942 squares
- F candy pink, triangle, 488 squares
- G turquoise, diamond, 480 squares

*< continues on the sheet to the left*

*continues on the sheet to the right >*





For your own crochet, gifts and handmade pieces you sell. Do not resell or share this PDF or copies of it.

# Graph, sheet 6 of 6

96 squares wide and 80 tall. One square is 1 block of ch 3 and 3 double crochet, worked on the diagonal. Row 1 is the square in the bottom right corner, and each row after it is the next diagonal of the graph, as far as the top left corner. A row's number stands at its lower end: along the bottom edge, then up the left edge. Right-side rows are read down the diagonal to that end, wrong-side rows back up from it. This sheet: columns 63 to 96 counted from the right, lines of squares 40 to 80 counted from the bottom. Sheet 1 is the corner row 1 begins in. The numbers stand on the sheets that hold the graph's bottom edge or its left edge. The shaded squares are on the next sheet as well, beside this one or above it.

- A dark teal, cross, 1,444 squares
- B aubergine, no symbol, 1,900 squares
- C petal pink, dot, 1,344 squares
- D gold, slash, 1,082 squares
- E raspberry, ring, 942 squares
- F candy pink, triangle, 488 squares
- G turquoise, diamond, 480 squares

*continues on the sheet to the right >*

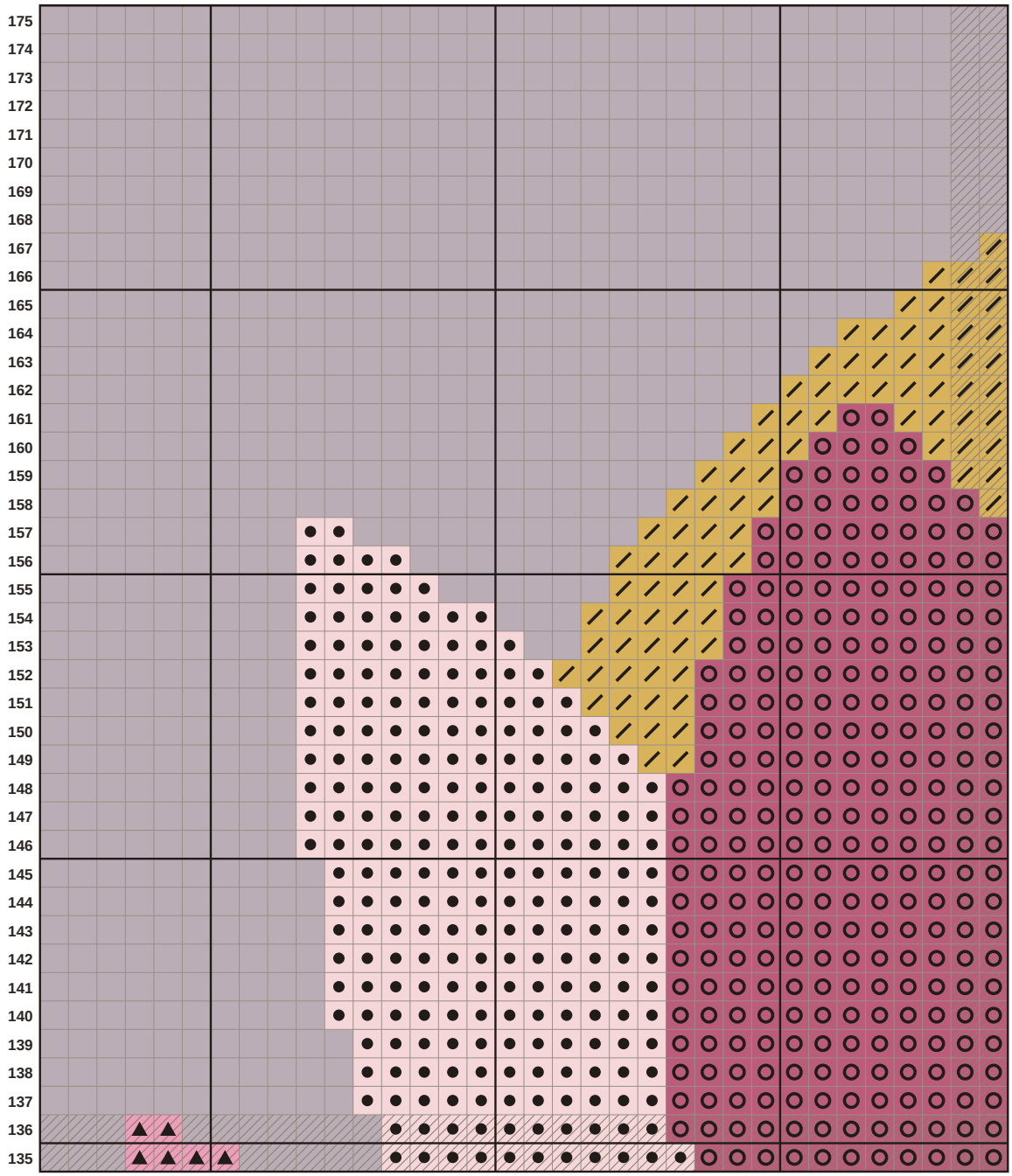



For your own crochet, gifts and handmade pieces you sell. Do not resell or share this PDF or copies of it.

# Instructions

US terms.

Each square is a **block**: ch 3 and 3 dc (UK tr). It is worked on the diagonal.
2 A: two blocks in yarn A. *: from a new ball. #: cut it after.
Odd rows go down the diagonal, even rows up.
New color: in the **last pull before it**.
(3 blocks): the row now has 3. **How to read a graph**
Also: ch chain stitch, dc double crochet, sl st slip stitch, sp space.
Every stitch, drawn: flossfield.com/crochet/stitches.

| | | |
|---|---|---|
| ☐ **Start** | With A, ch 6. Row 1 is one block, worked into these chains. | |

### Increase rows

| | | |
|---|---|---|
| ☐ **Row 1** | 1 A* | (1 block) |
| ☐ **Row 2** | 2 A | (2 blocks) |
| ☐ **Row 3** | 3 A | (3 blocks) |
| ☐ **Row 4** | 4 A | (4 blocks) |
| ☐ **Row 5** | 5 A | (5 blocks) |
| ☐ **Row 6** | 6 A | (6 blocks) |

> **Stop and measure now, after row 6.** One straight edge of the triangle, from the first block to the end of the row: about 4½ in (11 cm). If it is longer, the whole picture will be larger: start again with a smaller hook, or keep going and expect a larger piece. If it is shorter, a larger hook.

| | | |
|---|---|---|
| ☐ **Row 7** | 7 A | (7 blocks) |
| ☐ **Row 8** | 8 A | (8 blocks) |
| ☐ **Row 9** | 9 A | (9 blocks) |
| ☐ **Row 10** | 4 A, 1 D*, 5 A* | (10 blocks) |
| ☐ **Row 11** | 5 A, 2 D, 4 A | (11 blocks) |
| ☐ **Row 12** | 4 A, 3 D, 5 A | (12 blocks) |
| ☐ **Row 13** | 6 A, 3 D, 4 A | (13 blocks) |
| ☐ **Row 14** | 4 A, 3 D, 7 A | (14 blocks) |
| ☐ **Row 15** | 8 A, 3 D, 4 A | (15 blocks) |
| ☐ **Row 16** | 4 A, 3 D, 9 A | (16 blocks) |
| ☐ **Row 17** | 10 A, 3 D, 4 A | (17 blocks) |
| ☐ **Row 18** | 5 A, 3 D, 10 A | (18 blocks) |
| ☐ **Row 19** | 8 A, 5 D, 6 A | (19 blocks) |
| ☐ **Row 20** | 7 A, 5 D, 2 A, 1 D*, 5 A* | (20 blocks) |
| ☐ **Row 21** | 1 G*, 4 A, 2 D, 2 A, 4 D, 8 A | (21 blocks) |


For your own crochet, gifts and handmade pieces you sell. Do not resell or share this PDF or copies of it.

| | | |
|---|---|---|
| ☐ **Row 22** | 9 A, 3 D, 2 A, 3 D, 3 A, 2 G | (22 blocks) |
| ☐ **Row 23** | 3 G, 3 A, 3 D#, 1 A#, 3 D, 10 A | (23 blocks) |
| ☐ **Row 24** | 4 A, 1 D*, 6 A*, 6 D, 4 A, 3 G | (24 blocks) |
| ☐ **Row 25** | 4 G, 4 A, 5 D, 6 A, 2 D, 4 A | (25 blocks) |
| ☐ **Row 26** | 4 A, 3 D, 6 A, 4 D, 4 A, 4 G, 1 B* | (26 blocks) |
| ☐ **Row 27** | 2 B, 3 G, 5 A, 3 D, 6 A, 3 D, 5 A | (27 blocks) |
| ☐ **Row 28** | 6 A, 3 D, 6 A, 2 D, 5 A, 3 G, 3 B | (28 blocks) |
| ☐ **Row 29** | 3 B, 4 G, 5 A#, 1 D#, 6 A, 3 D, 7 A | (29 blocks) |
| ☐ **Row 30** | 8 A, 3 D, 11 A, 4 G, 4 B | (30 blocks) |
| ☐ **Row 31** | 5 B, 4 G, 10 A, 3 D, 9 A | (31 blocks) |
| ☐ **Row 32** | 10 A, 3 D, 9 A, 5 G, 5 B | (32 blocks) |
| ☐ **Row 33** | 6 B, 5 G, 6 A, 5 D, 5 A, 2 D*, 4 A* | (33 blocks) |
| ☐ **Row 34** | 4 A, 3 D, 5 A, 5 D, 4 A, 6 G, 7 B | (34 blocks) |
| ☐ **Row 35** | 8 B, 7 G, 3 A, 4 D, 5 A, 4 D, 4 A | (35 blocks) |
| ☐ **Row 36** | 4 A, 5 D, 5 A, 3 D, 3 A, 7 G, 2 F*, 7 B | (36 blocks) |
| ☐ **Row 37** | 6 B, 4 F, 7 G, 3 A, 3 D, 4 A, 6 D, 4 A | (37 blocks) |
| ☐ **Row 38** | 4 A, 3 D, 1 A*, 3 D*, 4 A, 2 D, 3 A, 7 G, 6 F, 5 B | (38 blocks) |
| ☐ **Row 39** | 5 B, 8 F, 6 G, 3 A, 2 D, 4 A, 2 D, 2 A, 3 D, 4 A | (39 blocks) |
| ☐ **Row 40** | 4 A, 3 D, 2 A, 3 D, 4 A#, 1 D#, 4 A, 4 G, 11 F, 4 B | (40 blocks) |
| ☐ **Row 41** | 4 B, 12 F, 4 G, 9 A, 3 D, 2 A, 2 D, 5 A | (41 blocks) |
| ☐ **Row 42** | 6 A#, 1 D#, 2 A, 3 D, 2 A, 1 D*, 6 A*, 4 G, 13 F, 4 B | (42 blocks) |
| ☐ **Row 43** | 3 B, 15 F, 3 G, 6 A, 2 D, 2 A, 3 D, 4 A, 1 D*, 4 A* | (43 blocks) |
| ☐ **Row 44** | 4 A, 1 D, 4 A, 3 D, 2 A, 3 D, 5 A, 3 G, 16 F, 3 B | (44 blocks) |
| ☐ **Row 45** | 4 B, 15 F, 4 G, 5 A, 3 D, 2 A, 2 D, 4 A, 2 D, 4 A | (45 blocks) |
| ☐ **Row 46** | 5 A, 2 D, 3 A, 3 D#, 1 A#, 3 D, 5 A, 4 G, 14 F, 6 B | (46 blocks) |
| ☐ **Row 47** | 8 B, 13 F, 4 G, 5 A, 6 D, 3 A, 3 D, 5 A | (47 blocks) |
| ☐ **Row 48** | 6 A, 2 D, 4 A, 5 D, 5 A, 5 G, 11 F, 10 B | (48 blocks) |
| ☐ **Row 49** | 12 B, 10 F, 5 G, 5 A, 4 D, 4 A, 3 D, 6 A | (49 blocks) |
| ☐ **Row 50** | 6 A, 4 D, 4 A, 3 D, 4 A, 6 G, 10 F, 13 B | (50 blocks) |
| ☐ **Row 51** | 13 B, 2 C*, 9 F, 7 G, 3 A#, 2 D#, 4 A, 5 D, 6 A | (51 blocks) |
| ☐ **Row 52** | 4 A, 4 D, 1 A*, 2 D*, 9 A, 7 G, 9 F, 4 C, 12 B | (52 blocks) |
| ☐ **Row 53** | 11 B, 7 C, 8 F, 7 G, 8 A, 2 D, 2 A, 4 D, 4 A | (53 blocks) |


For your own crochet, gifts and handmade pieces you sell. Do not resell or share this PDF or copies of it.

| | | |
|---|---|---|
| ☐ **Row 54** | 4 A, 5 D, 2 A, 2 D, 7 A, 7 G, 8 F, 8 C, 11 B | (54 blocks) |
| ☐ **Row 55** | 10 B, 11 C, 8 F, 6 G, 6 A, 3 D#, 1 A#, 4 D, 6 A | (55 blocks) |
| ☐ **Row 56** | 7 A, 7 D, 7 A, 4 G, 8 F, 13 C, 10 B | (56 blocks) |
| ☐ **Row 57** | 10 B, 14 C, 8 F, 4 G, 6 A, 6 D, 9 A | (57 blocks) |
| ☐ **Row 58** | 4 A, 1 D*, 5 A*, 6 D, 5 A, 4 G, 7 F, 2 E*, 14 C, 10 B | (58 blocks) |
| ☐ **Row 59** | 10 B, 13 C, 5 E, 6 F, 3 G, 5 A, 5 D, 6 A, 2 D, 4 A | (59 blocks) |
| ☐ **Row 60** | 4 A, 3 D, 6 A, 4 D, 5 A, 3 G, 6 F, 6 E, 14 C, 9 B | (60 blocks) |
| ☐ **Row 61** | 9 B, 14 C, 8 E, 4 F, 4 G, 5 A, 2 D, 7 A, 3 D, 5 A | (61 blocks) |
| ☐ **Row 62** | 6 A, 3 D, 7 A#, 1 D#, 5 A, 4 G, 2 F, 11 E, 14 C, 9 B | (62 blocks) |
| ☐ **Row 63** | 9 B, 13 C, 14 E, 1 F#, 4 G, 12 A, 3 D, 7 A | (63 blocks) |
| ☐ **Row 64** | 8 A, 3 D, 11 A, 5 G, 15 E, 13 C, 9 B | (64 blocks) |
| ☐ **Row 65** | 9 B, 13 C, 16 E, 5 G, 10 A, 3 D, 9 A | (65 blocks) |
| ☐ **Row 66** | 10 A, 3 D, 8 A, 6 G, 17 E, 13 C, 9 B | (66 blocks) |
| ☐ **Row 67** | 9 B, 13 C, 18 E, 7 G, 6 A, 3 D, 6 A, 1 D*, 4 A* | (67 blocks) |
| ☐ **Row 68** | 4 A, 2 D, 3 A, 6 D, 5 A, 7 G, 1 C*, 18 E, 13 C, 9 B | (68 blocks) |
| ☐ **Row 69** | 9 B, 13 C, 18 E, 2 C, 7 G, 4 A, 7 D, 2 A, 3 D, 4 A | (69 blocks) |
| ☐ **Row 70** | 5 A, 3 D, 2 A, 7 D, 3 A, 7 G, 4 C, 17 E, 13 C, 9 B | (70 blocks) |
| ☐ **Row 71** | 9 B, 13 C, 17 E, 6 C, 5 G, 4 A, 7 D, 1 A, 3 D, 6 A | (71 blocks) |
| ☐ **Row 72** | 7 A, 3 D#, 1 A#, 6 D, 4 A, 4 G, 9 C, 16 E, 12 C, 10 B | (72 blocks) |
| ☐ **Row 73** | 12 B, 10 C, 16 E, 10 C, 4 G, 4 A, 9 D, 3 A, 1 D*, 4 A* | (73 blocks) |
| ☐ **Row 74** | 4 A, 1 D, 4 A, 6 D, 7 A, 3 G, 12 C, 15 E, 7 C#, 15 B | (74 blocks) |
| ☐ **Row 75** | 18 B, 4 D*, 15 E, 13 C, 3 G, 7 A, 5 D, 4 A, 2 D, 4 A | (75 blocks) |
| ☐ **Row 76** | 5 A, 2 D, 4 A, 5 D, 6 A, 4 G, 13 C, 14 E, 4 D, 19 B | (76 blocks) |
| ☐ **Row 77** | 19 B, 4 D, 13 E, 15 C, 4 G, 6 A, 4 D, 4 A, 3 D, 5 A | (77 blocks) |
| ☐ **Row 78** | 6 A, 2 D, 5 A, 4 D, 5 A, 4 G, 16 C, 13 E, 4 D, 19 B | (78 blocks) |
| ☐ **Row 79** | 20 B, 3 D, 13 E, 16 C, 5 G, 5 A, 3 D, 5 A, 3 D, 6 A | (79 blocks) |
| ☐ **Row 80** | 6 A, 4 D, 5 A, 2 D, 5 A, 5 G, 17 C, 13 E, 3 D, 20 B | (80 blocks) |

### Even rows

| | | |
|---|---|---|
| ☐ **Row 81** | *Slip stitches.* 19 B, 4 D, 12 E, 18 C, 6 G, 4 A#, 1 D#, 5 A, 5 D, 6 A | (80 blocks) |
| ☐ **Row 82** | *New block.* 4 A, 4 D, 1 A*, 2 D*, 9 A, 7 G, 19 C, 12 E, 3 D, 19 B | (80 blocks) |
| ☐ **Row 83** | *Slip stitches.* 18 B, 3 D, 12 E, 20 C, 7 G, 8 A, 2 D, 2 A, 4 D, 4 A | (80 blocks) |
| ☐ **Row 84** | *New block.* 4 A, 5 D, 2 A, 2 D, 7 A, 7 G, 1 E*, 20 C, 12 E, 2 D, 18 B | (80 blocks) |


For your own crochet, gifts and handmade pieces you sell. Do not resell or share this PDF or copies of it.

| | | |
|---|---|---|
| ☐ **Row 85** | *Slip stitches.* 17 B, 3 D, 11 E, 20 C, 2 E, 7 G, 6 A, 3 D#, 1 A#, 4 D, 6 A | (80 blocks) |
| ☐ **Row 86** | *New block.* 7 A, 7 D, 6 A, 6 G, 1 F*, 3 E, 20 C, 11 E, 2 D, 17 B | (80 blocks) |
| ☐ **Row 87** | *Slip stitches.* 16 B, 2 D, 11 E, 21 C, 3 E, 2 F, 4 G, 6 A, 6 D, 4 A, 1 D*, 4 A* | (80 blocks) |
| ☐ **Row 88** | *New block.* 4 A, 2 D, 4 A, 6 D, 5 A, 4 G, 2 F, 4 E, 20 C, 11 E, 2 D, 16 B | (80 blocks) |
| ☐ **Row 89** | *Slip stitches.* 15 B, 2 D, 11 E, 20 C, 4 E, 3 F, 4 G, 4 A, 5 D, 5 A, 3 D, 4 A | (80 blocks) |
| ☐ **Row 90** | *New block.* 5 A, 3 D, 5 A, 4 D, 5 A, 3 G, 3 F, 5 E, 20 C, 11 E, 1 D, 15 B | (80 blocks) |
| ☐ **Row 91** | *Slip stitches.* 14 B, 2 D, 10 E, 21 C, 5 E, 3 F, 3 G, 5 A, 2 D, 6 A, 4 D, 5 A | (80 blocks) |
| ☐ **Row 92** | *New block.* 6 A, 4 D, 6 A#, 1 D#, 5 A, 4 G, 3 F, 5 E, 20 C, 11 E, 1 D, 14 B | (80 blocks) |
| ☐ **Row 93** | *Slip stitches.* 13 B, 2 D, 10 E, 20 C, 6 E, 3 F, 4 G, 11 A, 4 D, 7 A | (80 blocks) |
| ☐ **Row 94** | *New block.* 4 A, 1 D*, 2 A*, 5 D, 10 A, 4 G, 4 F, 6 E, 20 C, 10 E, 1 D, 13 B | (80 blocks) |
| ☐ **Row 95** | *Slip stitches.* 12 B, 2 D#, 6 E#, 3 D*, 21 C, 6 E, 3 F, 5 G, 9 A, 5 D, 2 A, 2 D, 4 A | (80 blocks) |
| ☐ **Row 96** | *New block.* 4 A, 3 D, 2 A, 1 D, 1 A*, 3 D*, 8 A, 5 G, 3 F, 7 E, 20 C, 11 D, 12 B | (80 blocks) |

### Decrease rows

| | | |
|---|---|---|
| ☐ **Row 97** | 11 B, 11 D, 20 C, 7 E, 4 F, 6 G, 6 A, 3 D, 1 A, 2 D, 1 A, 3 D, 4 A | (79 blocks) |
| ☐ **Row 98** | 4 A, 3 D, 1 A, 2 D, 1 A, 3 D, 4 A, 7 G, 4 F, 8 E, 19 C, 11 D, 11 B | (78 blocks) |
| ☐ **Row 99** | 11 B, 10 D, 19 C, 9 E, 4 F, 7 G, 3 A, 3 D, 2 A, 1 D#, 1 A#, 3 D, 4 A | (77 blocks) |
| ☐ **Row 100** | 4 A, 5 D, 2 A, 2 D, 3 A, 7 G, 4 F, 9 E, 20 C, 10 D, 10 B | (76 blocks) |
| ☐ **Row 101** | 10 B, 10 D, 19 C, 9 E, 5 F, 7 G, 3 A#, 1 D#, 2 A, 5 D, 4 A | (75 blocks) |
| ☐ **Row 102** | 4 A, 4 D, 6 A, 6 G, 6 F, 10 E, 19 C, 10 D, 9 B | (74 blocks) |
| ☐ **Row 103** | 9 B, 9 D, 19 C, 11 E, 7 F, 4 G, 6 A, 4 D, 4 A | (73 blocks) |
| ☐ **Row 104** | 4 A, 4 D, 5 A, 4 G, 8 F, 11 E, 18 C, 9 D, 9 B | (72 blocks) |
| ☐ **Row 105** | 8 B, 9 D, 18 C, 12 E, 8 F, 4 G, 5 A, 3 D, 4 A | (71 blocks) |
| ☐ **Row 106** | 4 A, 3 D, 5 A, 3 G, 8 F, 1 C*, 12 E, 17 C, 9 D, 8 B | (70 blocks) |
| ☐ **Row 107** | 8 B, 8 D, 17 C, 12 E, 2 C, 8 F, 3 G, 5 A, 2 D, 4 A | (69 blocks) |
| ☐ **Row 108** | 4 A#, 1 D#, 5 A, 4 G, 8 F, 1 C, 13 E, 17 C, 8 D, 7 B | (68 blocks) |
| ☐ **Row 109** | 7 B, 8 D, 16 C, 13 E, 2 C, 8 F, 4 G, 9 A | (67 blocks) |
| ☐ **Row 110** | 8 A, 4 G, 8 F, 3 C, 13 E, 16 C, 7 D, 7 B | (66 blocks) |
| ☐ **Row 111** | 7 B, 6 D, 15 C, 14 E, 3 C, 8 F, 5 G, 7 A | (65 blocks) |
| ☐ **Row 112** | 6 A, 5 G, 8 F, 4 C, 14 E, 14 C, 7 D, 6 B | (64 blocks) |
| ☐ **Row 113** | 6 B, 6 D, 13 C, 15 E, 5 C, 8 F, 6 G, 4 A | (63 blocks) |
| ☐ **Row 114** | 2 A, 7 G, 8 F, 5 C, 16 E, 12 C, 6 D, 6 B | (62 blocks) |
| ☐ **Row 115** | 6 B, 5 D, 10 C, 2 D*, 16 E, 5 C, 9 F, 7 G, 1 A# | (61 blocks) |


For your own crochet, gifts and handmade pieces you sell. Do not resell or share this PDF or copies of it.

| | | |
|---|---|---|
| ☐ **Row 116** | 7 G, 1 B*, 8 F, 6 C, 15 E, 4 D, 9 C, 4 D, 6 B | (60 blocks) |
| ☐ **Row 117** | 5 B, 5 D, 6 C, 6 D, 15 E, 7 C, 8 F, 1 B, 6 G | (59 blocks) |
| ☐ **Row 118** | 4 G, 3 B, 7 F, 8 C, 14 E, 8 D, 5 C, 4 D, 5 B | (58 blocks) |
| ☐ **Row 119** | 5 B, 3 D, 3 C, 10 D, 14 E, 8 C, 7 F, 5 B, 2 G | (57 blocks) |
| ☐ **Row 120** | 1 G#, 5 B, 7 F, 9 C, 13 E, 12 D#, 1 C#, 3 D, 5 B | (56 blocks) |
| ☐ **Row 121** | 5 B, 15 D, 13 E, 9 C, 1 B*, 6 F, 6 B | (55 blocks) |
| ☐ **Row 122** | 6 B, 5 F, 2 B, 9 C, 13 E, 14 D, 5 B | (54 blocks) |
| ☐ **Row 123** | 5 B, 14 D, 12 E, 10 C, 1 B, 6 F, 5 B | (53 blocks) |
| ☐ **Row 124** | 5 B, 5 F, 2 B, 10 C, 12 E, 13 D, 5 B | (52 blocks) |
| ☐ **Row 125** | 5 B, 13 D, 11 E, 10 C, 3 B, 4 F, 5 B | (51 blocks) |
| ☐ **Row 126** | 5 B, 4 F, 2 B, 11 C, 11 E, 12 D, 5 B | (50 blocks) |
| ☐ **Row 127** | 5 B, 12 D, 9 E, 1 D*, 11 C, 3 B, 4 F, 4 B | (49 blocks) |
| ☐ **Row 128** | 4 B, 3 F, 4 B, 10 C, 2 D, 9 E, 11 D, 5 B | (48 blocks) |
| ☐ **Row 129** | 6 B, 10 D, 8 E, 2 D, 10 C, 4 B, 3 F, 4 B | (47 blocks) |
| ☐ **Row 130** | 4 B, 2 F, 4 B, 10 C, 4 D, 7 E, 9 D, 6 B | (46 blocks) |
| ☐ **Row 131** | 6 B, 9 D, 6 E, 4 D, 10 C, 5 B, 1 F, 4 B | (45 blocks) |
| ☐ **Row 132** | 3 B, 2 F, 5 B, 9 C, 6 D, 5 E, 7 D, 7 B | (44 blocks) |
| ☐ **Row 133** | 7 B, 7 D#, 3 E#, 7 D, 9 C, 6 B#, 1 F#, 3 B | (43 blocks) |
| ☐ **Row 134** | 10 B, 8 C, 16 D, 8 B | (42 blocks) |
| ☐ **Row 135** | 9 B, 13 D, 1 B*, 8 C, 10 B | (41 blocks) |
| ☐ **Row 136** | 10 B, 7 C, 3 B#, 9 D#, 11 B | (40 blocks) |
| ☐ **Row 137** | 22 B, 8 C, 9 B | (39 blocks) |
| ☐ **Row 138** | 9 B, 7 C, 22 B | (38 blocks) |
| ☐ **Row 139** | 21 B, 7 C, 9 B | (37 blocks) |
| ☐ **Row 140** | 9 B, 6 C, 21 B | (36 blocks) |
| ☐ **Row 141** | 21 B, 5 C, 9 B | (35 blocks) |
| ☐ **Row 142** | 9 B, 5 C, 20 B | (34 blocks) |
| ☐ **Row 143** | 20 B, 4 C, 9 B | (33 blocks) |
| ☐ **Row 144** | 9 B, 4 C, 19 B | (32 blocks) |
| ☐ **Row 145** | 19 B, 3 C, 9 B | (31 blocks) |
| ☐ **Row 146** | 9 B, 2 C, 19 B | (30 blocks) |
| ☐ **Row 147** | 18 B, 2 C, 9 B | (29 blocks) |


For your own crochet, gifts and handmade pieces you sell. Do not resell or share this PDF or copies of it.

| | | |
|---|---|---|
| ☐ **Row 148** | 9 B#, 1 C#, 18 B | (28 blocks) |
| ☐ **Row 149** | 27 B | (27 blocks) |
| ☐ **Row 150** | 26 B | (26 blocks) |
| ☐ **Row 151** | 25 B | (25 blocks) |
| ☐ **Row 152** | 24 B | (24 blocks) |
| ☐ **Row 153** | 23 B | (23 blocks) |
| ☐ **Row 154** | 22 B | (22 blocks) |
| ☐ **Row 155** | 21 B | (21 blocks) |
| ☐ **Row 156** | 20 B | (20 blocks) |
| ☐ **Row 157** | 19 B | (19 blocks) |
| ☐ **Row 158** | 18 B | (18 blocks) |
| ☐ **Row 159** | 17 B | (17 blocks) |
| ☐ **Row 160** | 16 B | (16 blocks) |
| ☐ **Row 161** | 15 B | (15 blocks) |
| ☐ **Row 162** | 14 B | (14 blocks) |
| ☐ **Row 163** | 13 B | (13 blocks) |
| ☐ **Row 164** | 12 B | (12 blocks) |
| ☐ **Row 165** | 11 B | (11 blocks) |
| ☐ **Row 166** | 10 B | (10 blocks) |
| ☐ **Row 167** | 9 B | (9 blocks) |
| ☐ **Row 168** | 8 B | (8 blocks) |
| ☐ **Row 169** | 7 B | (7 blocks) |
| ☐ **Row 170** | 6 B | (6 blocks) |
| ☐ **Row 171** | 5 B | (5 blocks) |
| ☐ **Row 172** | 4 B | (4 blocks) |
| ☐ **Row 173** | 3 B | (3 blocks) |
| ☐ **Row 174** | 2 B | (2 blocks) |
| ☐ **Row 175** | 1 B# | (1 block) |
| ☐ | Fasten off, leaving a 6 in (15 cm) tail. | |


For your own crochet, gifts and handmade pieces you sell. Do not resell or share this PDF or copies of it.

## Finishing

- Weave in every end along blocks of its own color.
- This pattern has no border: the size, the yarn amounts and the ends counted are for the blocks alone.

In all: 175 rows; 7,680 blocks; 962 color changes, at most 12 in a row; 47 small balls; 94 ends to weave in.

To find how many balls: divide by the length on your yarn's label and round up. Buy them from one dye lot. The estimate is from the stitches and chains of this size at this gauge, with 30 percent added. To measure your own: work the swatch and measure it, mark the yarn where the swatch begins and ends, pull the swatch out and measure the yarn it took; divide by the area of the swatch and multiply by the area of the piece.

### Notes

- Row 1 is the block in the bottom right corner of the graph. Rows run on the diagonal to the top left corner. Odd rows are read from the right edge, later the top edge, down to the bottom edge, later the left edge; even rows are read back up. Each row's label names its two edges.
- The picture reads the right way round on one face of the piece. If yours is mirrored, turn it over.
- Find that face after row 2. Lay the three blocks down with the first block at the bottom right and the other two to its left and above it; turn the piece over and lay it the same way to see the other face. On the face you want, the block you worked first in row 2, the one begun with ch 6, is the one to the left of the first block. That face is your right side for the whole piece.
- Right-handed: expect it to be the face toward you in row 1 and in every odd row, as the row labels say.
- Each square of the graph is one block: ch 3 and 3 double crochet. Rows are counted in blocks. The colors of every row are written in the order you work them: "3 A" is 3 blocks in yarn A.
- Turn after every row. A row's label says how it is worked: increase, decrease or even.
- To change color, work the last yarn-over of the last dc of the block before in the new color, and make the next slip stitch with the new color.
- Nothing is carried from row to row. Each stretch of color has a small ball or bobbin of its own: 47 in all. Drop a yarn on the wrong side where its color ends and pick it up again on the next row.
- A star (*) after a run: begin that run with a new ball, leaving a tail of about 6 in (15 cm). A run with no star goes on with the ball of its color left hanging from the row below; where that ball hangs a block or two away, lay the yarn along the row and work over it. If more than one ball of that color hangs within reach, take the nearest.
- A hash (#) after a run: its ball is not used again. When the run is worked, cut the yarn, leaving a tail of about 6 in (15 cm). A run with both marks (*#) is worked from a new ball that is cut when the run is done.
- At most 13 balls hang from the work at one time: the row with the most color changes has 12.
- Left-handed. Work the same rows exactly as they are written. Expect your right side to be the face toward you in row 2 and in every even row: read RS as WS and WS as RS throughout, and drop yarns and weave in ends on the face toward you in the odd rows.

Found a mistake in this pattern? Tell us at flossfield.com, under Make a request.


For your own crochet, gifts and handmade pieces you sell. Do not resell or share this PDF or copies of it.