Backstitch alphabet: joined cursive, 10 squares high

The corners of the squares are the holes of the cloth. From one dot to the next is one backstitch.
The brown line is the base line, the tinted band the height of a capital. A chart to copy from, not the stitched size.

Capitals

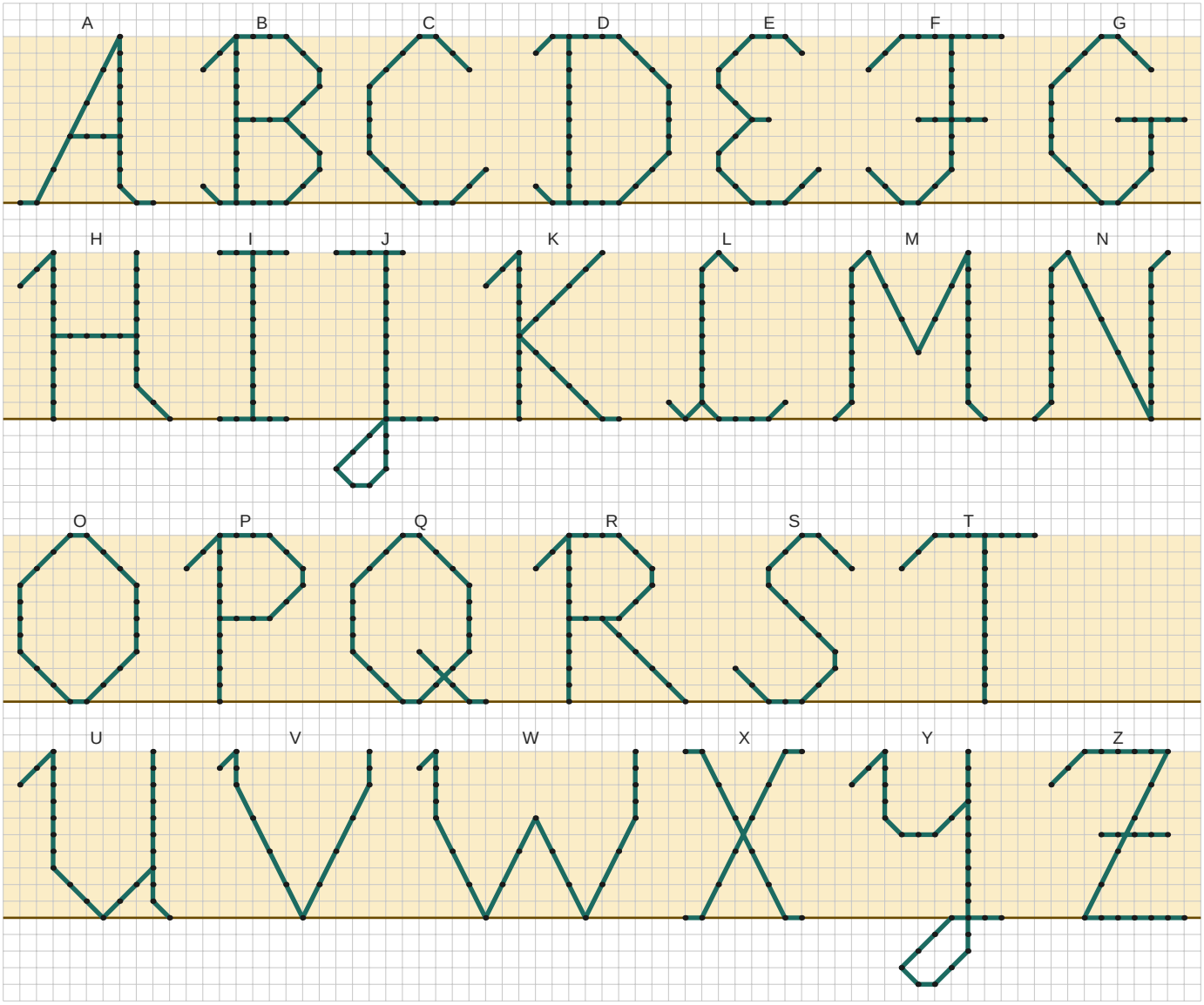

Numbers, and (&), period, comma, apostrophe, hyphen, exclamation mark, question mark

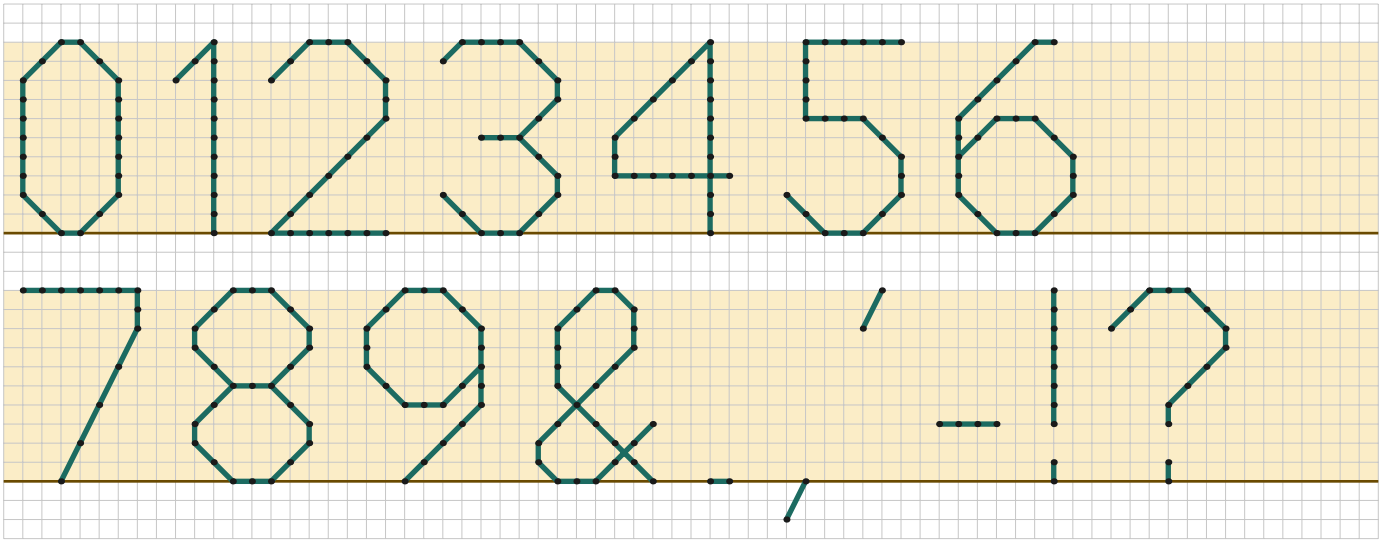

Small letters join: lay the first red dot of a letter on the last red dot of the one before. After b, o, r, v and w take it from the second set of small letters. Capitals, numbers and marks are not joined: leave 2 squares. Between words leave 9.
How to chart, center and stitch your words: flossfield.com/cross-stitch/guides/backstitch-alphabets/

Backstitch alphabet: joined cursive, 10 squares high

The corners of the squares are the holes of the cloth. From one dot to the next is one backstitch.
The brown line is the base line, the tinted band the height of a capital. A chart to copy from, not the stitched size.

Small letters. The red dots are the first hole and the last.

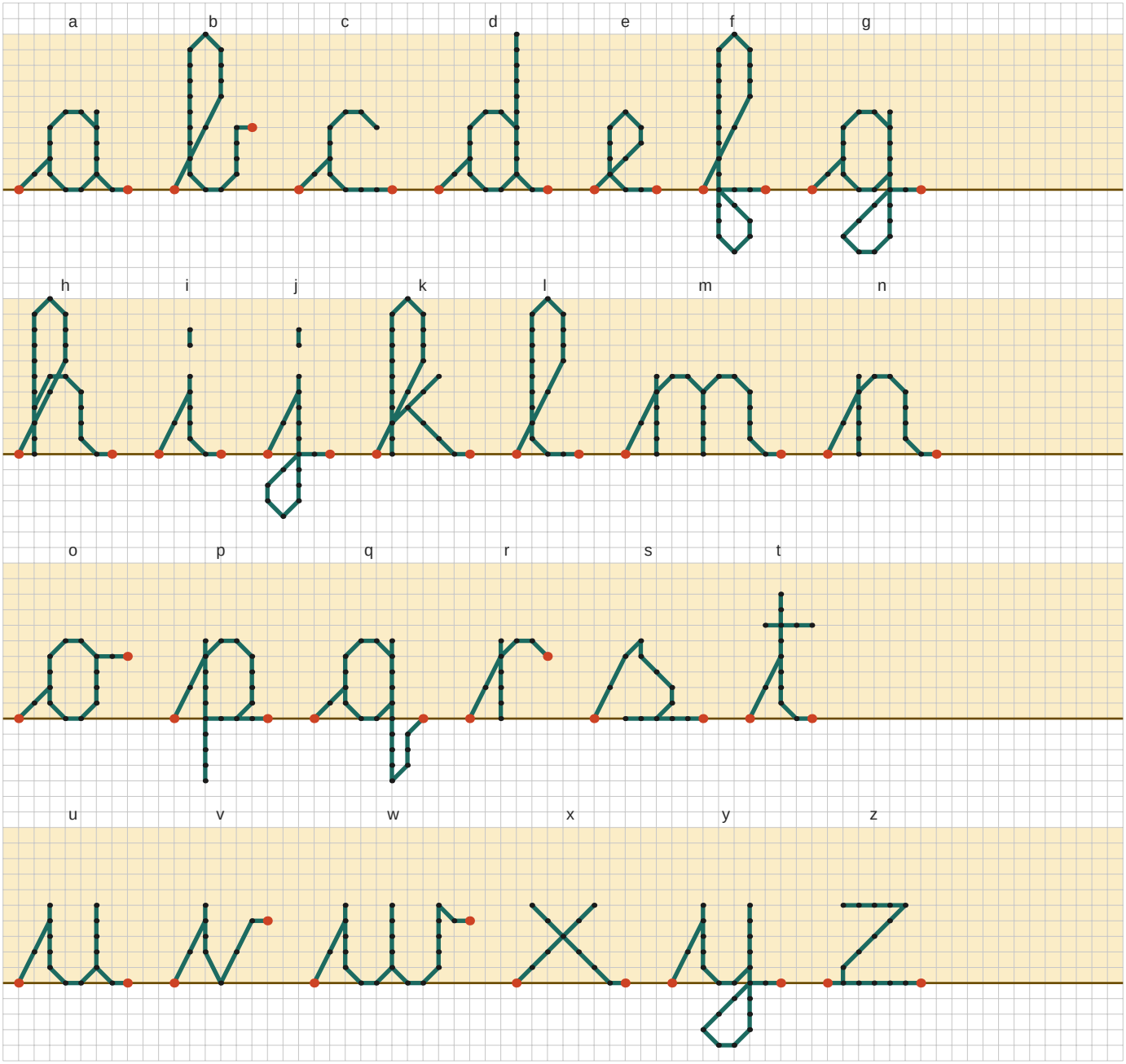

Small letters join: lay the first red dot of a letter on the last red dot of the one before. After b, o, r, v and w take it from the second set of small letters. Capitals, numbers and marks are not joined: leave 2 squares. Between words leave 9.
How to chart, center and stitch your words: flossfield.com/cross-stitch/guides/backstitch-alphabets/

Backstitch alphabet: joined cursive, 10 squares high

The corners of the squares are the holes of the cloth. From one dot to the next is one backstitch.
The brown line is the base line, the tinted band the height of a capital. A chart to copy from, not the stitched size.

Small letters after b, o, r, v or w. The first hole stands 4 squares above the line.

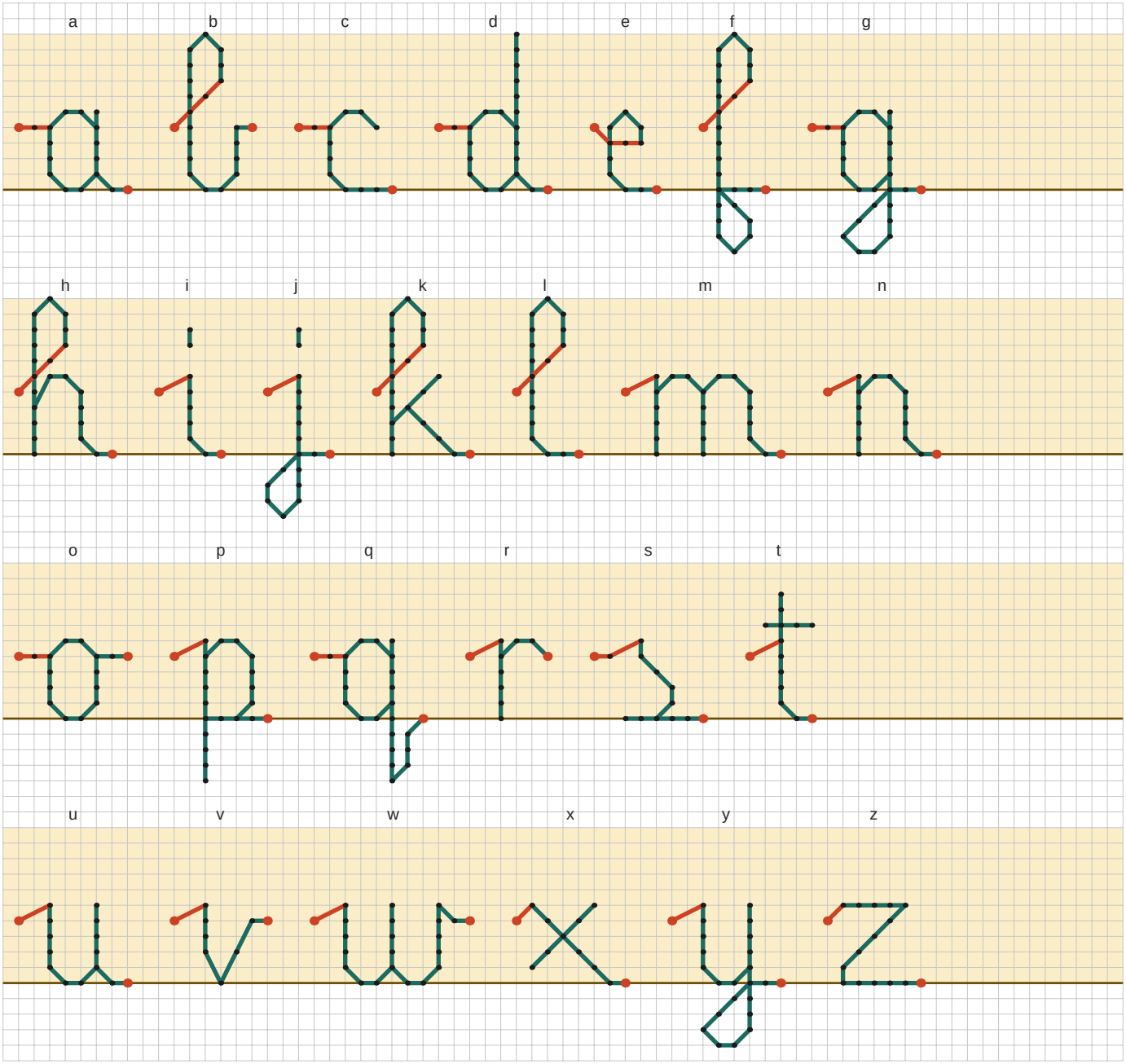

Small letters join: lay the first red dot of a letter on the last red dot of the one before. After b, o, r, v and w take it from the second set of small letters. Capitals, numbers and marks are not joined: leave 2 squares. Between words leave 9.
How to chart, center and stitch your words: flossfield.com/cross-stitch/guides/backstitch-alphabets/