Opus Anglicanum style birds

Sized for a 6 inch hoop (15 cm). The stitched design is about 4.9 × 4.9 in (12.4 × 12.4 cm).



Which color goes where.

Three ways to transfer the pattern

1. **Fabric you can see through**
   Tape page 2 to a sunny window or lay it on a light box, tape the fabric over it and trace the lines with a sharp pencil or a water-soluble pen.
2. **Fabric you cannot see through**
   Lay dressmaker's carbon paper colored side down on the fabric with page 2 on top, tape the layers and trace the lines firmly with a ballpoint pen.
3. **Iron-on**
   Go over the lines of page 3, the mirrored page, with an iron-on transfer pen, lay it ink side down on the fabric and press with a dry iron.

Pages 2 and 3 are the pattern at actual size. Print them at 100% with scaling turned off.

Floss

- **DMC 783 Medium Topaz**
  Gold frame and acorns (middle), oak twigs (darker)
- **DMC 780 Ultra Very Dark Topaz**
  Oak spray (lighter), gold frame and acorns (dark)
- **DMC 3822 Light Straw**
  Gold frame and acorns (light), leaf veins, oak twigs (lighter)
- **DMC 712 Cream** Pearls and eye lights, eyes (light)
- **DMC 503 Medium Blue Green** Oak leaves (middle)
- **DMC 501 Dark Blue Green**
  Oak leaves (dark), oak spray (darker), acorn cups
- **DMC 504 Very Light Blue Green** Oak leaves (light)
- **DMC 904 Very Dark Parrot Green**
  Breasts, wings, tails and heads (dark)
- **DMC 895 Very Dark Hunter Green**
  Feather edges (darker), wings, breasts and tails (darkest)
- **DMC 906 Medium Parrot Green**
  Breasts, tails and wings (light), heads (middle)
- **DMC 907 Light Parrot Green**
  Breasts, wings and tails (lightest), heads (light)
- **DMC 3328 Dark Salmon**
  Bills, collars and feet (darker), bill edges, eyes (middle), feather edges (lighter)
- **DMC 760 Salmon** Bills, feet and collars (lighter)
- **DMC 3371 Black Brown** Eyes (dark)

Stitches

- **Couching**, 6 strands
  Gold frame
- **French knot**, 2 strands, two wraps
  Pearls, acorn cups
- **Split stitch**, 1 to 2 strands
  Oak leaves, oak spray, tails, feather edges, breasts, wings, bills, bill edges, heads, eyes
- **Stem stitch**, 1 to 3 strands
  Leaf veins, oak twigs, feather edges, collars
- **Satin stitch**, 2 strands
  Acorns, feet, eyes
- **Straight stitch**, 2 strands
  Eye lights

In a 6 inch hoop the French knots are drawn smaller than about 2 mm (a little over 1/16 in). Use one strand of floss for them there, or choose a larger hoop.

For your own stitching, gifts and handmade pieces you sell. Do not resell or share this PDF or copies of it.

Opus Anglicanum style birds

6 inch hoop

Print at 100% (actual size). Do not scale or fit to page. Check the square below with a ruler before you trace.



1 in
25.4 mm

Check square: 1 inch (25.4 mm) on each side.
If it measures anything else, print again at 100% with scaling off.

For your own stitching, gifts and handmade pieces you sell. Do not resell or share this PDF or copies of it.

Opus Anglicanum style birds

6 inch hoop

Mirrored. Trace this page with an iron-on transfer pen or pencil, then press it ink side down on the fabric.



1 in
25.4 mm

Check square: 1 inch (25.4 mm) on each side.
If it measures anything else, print again at 100% with scaling off.

For your own stitching, gifts and handmade pieces you sell. Do not resell or share this PDF or copies of it.