18th century crewel fox and grapes

Sized for a 6 inch hoop (15 cm). The stitched design is about 4.6 × 3.9 in (11.7 × 9.9 cm).



Which color goes where: by number on page 2.

Stitch in this order

Filled parts from the back of the picture forward, then lines.

1. **Long and short stitch**, 1 strand
   Vine trunk, carnation petals, carnation cup, fox legs, fox tail, tail tip, fox body, fox chest, fox ears, fox head, fox cheek
2. **Satin stitch**, 2 strands
   Hillocks, grapes, fox nose, fox eye
3. **Fishbone stitch**, 2 strands
   Carnation leaves, vine leaves
4. **Stem stitch**, strands by part on page 2
   Carnation stem, hillock edges, carnation edges, leaf stalks, leaf veins, open leaves, bunch stalks, outlined grapes, grape edges, tendrils, and 1 more
5. **Couching**, 2 strands
   Hillocks
6. **Split stitch**, 1 strand
   Carnation edges
7. **Straight stitch**, strands by part on page 2
   Open leaves, grape lights, fox mouth, eye light

Floss

- **1 DMC 840 Medium Beige Brown** Vine trunk (middle)
- **2 DMC 3371 Black Brown**
  Fox legs and vine trunk (dark), fox body and fox ears (darkest), fox eye and fox nose
- **3 DMC 3864 Light Mocha Beige**
  Vine trunk (light), fox chest and fox cheek (dark)
- **4 DMC 3051 Dark Green Gray**
  Vine leaves (dark), hillock edges and leaf veins (lighter) and 9 more parts
- **5 DMC 3053 Green Gray**
  Hillocks, vine leaves and carnation cup (light), carnation leaves (lighter)
- **6 DMC 931 Medium Antique Blue**
  Hillocks (middle dark), grapes (light)
- **7 DMC 3750 Very Dark Antique Blue**
  Hillock edges and grape edges (darker), vine leaves (darkest) and 3 more parts
- **8 DMC 3052 Medium Green Gray**
  Hillocks (middle light), open leaves (lighter), carnation cup (middle), tendrils
- **9 DMC 932 Light Antique Blue**
  Hillocks, vine leaves and grapes (lightest), grape lights (darker)
- **10 DMC 918 Dark Red Copper**
  Fox body (middle), fox head (dark), carnation edges (darker) and 4 more parts
- **11 DMC 347 Very Dark Salmon** Carnation petals (middle)
- **12 DMC 3712 Medium Salmon** Carnation petals (light)
- **13 DMC 3041 Medium Antique Violet**
  Grapes (middle), outlined grapes
- **14 DMC 3740 Dark Antique Violet**
  Grape edges (lighter), grapes (dark)
- **15 DMC 3865 Winter White**
  Fox chest and fox cheek (light), tail tip and grape lights (lighter), eye light
- **16 DMC 300 Very Dark Mahogany**
  Fox body and fox ears (dark), fox legs (middle), fox tail (darkest) and 2 more parts
- **17 DMC 921 Copper**
  Fox tail, fox body and fox head (light), fox ears (lightest)
- **18 DMC 922 Light Copper** Fox body, fox tail and fox head (lightest)
- **19 DMC 739 Ultra Very Light Tan**
  Fox chest and fox cheek (middle), tail tip (darker)

Three ways to transfer the pattern

1. **Fabric you can see through**
   Tape page 3 to a sunny window or lay it on a light box, tape the fabric over it and trace the lines with a sharp pencil or a water-soluble pen.
2. **Fabric you cannot see through**
   Lay dressmaker's carbon paper colored side down on the fabric with page 3 on top, tape the layers and trace the lines firmly with a ballpoint pen.
3. **Iron-on: the lines stay**
   Go over the lines of page 4, the mirrored page, with an iron-on transfer pen, lay it ink side down on the fabric and press with a dry iron, as the pen's packet says.

Pages 3 and 4 are the pattern at actual size. Print them at 100% with scaling turned off. Then put the fabric in the hoop: inner ring under, drawing up, tight as a drum.

For your own stitching, gifts and handmade pieces you sell. Do not resell or share this PDF or copies of it.

18th century crewel fox and grapes

6 inch hoop

How to read it

Floss is six strands. Cut 18 inches (45 cm), pull out the number given one at a time, and lay them together.

Inside a filled shape start with two or three tiny stitches, which the filling covers. Start a line with a small knot on the back. End each thread by running the needle under the backs of a few stitches.

A fine broken line inside a shape is where two shades meet: trace it, do not stitch it.

A number on the picture is a color of the list of floss on page 1. The fine lines on the colors show which way the stitches lie.

Every stitch in pictures: flossfield.com/embroidery/stitches. The first time: flossfield.com/embroidery/guides/how-to-start.



1	DMC 840 Medium Beige Brown	8	DMC 3052 Medium Green Gray	15	DMC 3865 Winter White
2	DMC 3371 Black Brown	9	DMC 932 Light Antique Blue	16	DMC 300 Very Dark Mahogany
3	DMC 3864 Light Mocha Beige	10	DMC 918 Dark Red Copper	17	DMC 921 Copper
4	DMC 3051 Dark Green Gray	11	DMC 347 Very Dark Salmon	18	DMC 922 Light Copper
5	DMC 3053 Green Gray	12	DMC 3712 Medium Salmon	19	DMC 739 Ultra Very Light Tan
6	DMC 931 Medium Antique Blue	13	DMC 3041 Medium Antique Violet		
7	DMC 3750 Very Dark Antique Blue	14	DMC 3740 Dark Antique Violet		

How many strands

Stem stitch. 3 strands: carnation stem, bunch stalks; 2 or 3 strands: open leaves; 1 or 3 strands: hillock edges; 2 strands: leaf stalks, outlined grapes, tendrils, grape stalk; 1 strand: carnation edges, leaf veins, grape edges.
Straight stitch. 2 strands: eye light; 1 or 2 strands: grape lights; 1 strand: open leaves, fox mouth.

For your own stitching, gifts and handmade pieces you sell. Do not resell or share this PDF or copies of it.

18th century crewel fox and grapes

6 inch hoop

Print at 100% and check the square below with a ruler. Fold the fabric in four: the folds meet the four ticks of the ring.



1 in
25.4 mm

Check square: 1 inch (25.4 mm) on each side.
If it measures anything else, print again at 100% with scaling off.

For your own stitching, gifts and handmade pieces you sell. Do not resell or share this PDF or copies of it.

18th century crewel fox and grapes

6 inch hoop

Mirrored. Trace this page with an iron-on transfer pen or pencil, then press it ink side down on the fabric.



1 in
25.4 mm

Check square: 1 inch (25.4 mm) on each side.
If it measures anything else, print again at 100% with scaling off.

For your own stitching, gifts and handmade pieces you sell. Do not resell or share this PDF or copies of it.