African woman silhouette, floral hair

Sized for a 6 inch hoop (15 cm). The stitched design is about 3.1 × 4.5 in (7.9 × 11.4 cm).



Which color goes where.

Stitches

- **Long and short stitch**, 1 strand
  Face and neck, hair, hibiscus, sunbird, ear
- **French knot**, 1 to 2 strands, two wraps
  Hair, bloom hearts, stamen columns, sunbird eye, collar drops
- **Fishbone stitch**, 2 strands
  Leaves
- **Satin stitch**, 2 strands
  Mustard blooms, sepals, sunbird, gold hoop, collar
- **Split stitch**, 1 strand
  Hibiscus, ear
- **Stem stitch**, 2 to 3 strands
  Stamen columns, spray, sunbird bill
- **Straight stitch**, 1 strand
  Sunbird feet
- **Chain stitch**, 3 strands
  Collar
- **Lazy daisy stitch**, 2 strands
  Collar drops

In a 6 inch hoop the French knots are drawn smaller than about 2 mm (a little over 1/16 in). Use one strand of floss for them there, or choose a larger hoop.

Floss

- **DMC 898 Very Dark Coffee Brown**
  Face and neck (dark), hair (lighter), ear (darkest)
- **DMC 801 Dark Coffee Brown**
  Face and neck (middle), ear (dark)
- **DMC 433 Medium Brown**
  Face and neck and ear (light)
- **DMC 938 Ultra Dark Coffee Brown**
  Hair (darker), bloom hearts, sunbird bill, sunbird feet and sunbird eye
- **DMC 934 Black Avocado Green**
  Leaves (dark), spray, sepals (darker)
- **DMC 3362 Dark Pine Green**
  Leaves (middle), sepals (lighter)
- **DMC 3364 Pine Green** Leaves (light)
- **DMC 783 Medium Topaz**
  Mustard blooms and gold hoop (darker), collar (light)
- **DMC 3820 Dark Straw**
  Mustard blooms and gold hoop (lighter), collar (lightest) and 3 more parts
- **DMC 921 Copper** Hibiscus (light), sunbird (middle)
- **DMC 918 Dark Red Copper** Hibiscus (darkest)
- **DMC 920 Medium Copper**
  Hibiscus (dark), collar (darkest), collar drops (darker)
- **DMC 922 Light Copper**
  Collar (dark), hibiscus (lightest)
- **DMC 3829 Very Dark Old Gold**
  Stamen columns (darker)
- **DMC 3808 Ultra Very Dark Turquoise**
  Sunbird (darkest)
- **DMC 3810 Dark Turquoise** Sunbird (light)
- **DMC 3847 Dark Teal Green** Sunbird (dark)
- **DMC 434 Light Brown** Ear (lightest)

Three ways to transfer the pattern

1. **Fabric you can see through**
   Tape page 2 to a sunny window or lay it on a light box, tape the fabric over it and trace the lines with a sharp pencil or a water-soluble pen.
2. **Fabric you cannot see through**
   Lay dressmaker's carbon paper colored side down on the fabric with page 2 on top, tape the layers and trace the lines firmly with a ballpoint pen.
3. **Iron-on**
   Go over the lines of page 3, the mirrored page, with an iron-on transfer pen, lay it ink side down on the fabric and press with a dry iron.

Pages 2 and 3 are the pattern at actual size. Print them at 100% with scaling turned off.

For your own stitching, gifts and handmade pieces you sell. Do not resell or share this PDF.

African woman silhouette, floral hair

6 inch hoop

Print at 100% (actual size). Do not scale or fit to page. Check the square below with a ruler before you trace.



1 in
25.4 mm

Check square: 1 inch (25.4 mm) on each side.
If it measures anything else, print again at 100% with scaling off.

For your own stitching, gifts and handmade pieces you sell. Do not resell or share this PDF.

African woman silhouette, floral hair

6 inch hoop

Mirrored. Trace this page with an iron-on transfer pen or pencil, then press it ink side down on the fabric.



1 in
25.4 mm

Check square: 1 inch (25.4 mm) on each side.
If it measures anything else, print again at 100% with scaling off.

For your own stitching, gifts and handmade pieces you sell. Do not resell or share this PDF.