Anemone and daisy wreath

6 inch (15 cm) hoop, 4.3 × 4.7 in (10.9 × 11.9 cm)



Colors by number: page 2.

What you need

A 6 inch (15 cm) hoop.

A 9 inch (23 cm) square of white or light cotton or linen.

An embroidery needle, size 7.

7 colors of floss (page 2): one skein of each color (an estimate from the drawing's lines and shapes).

A water-soluble pen, and small scissors.

Onto the fabric

Fabric you can see through: page 3 taped to a sunny window, the fabric over it; trace.

Other fabric: dressmaker's carbon paper, colored side down, page 3 on top; trace with a ballpoint.

Iron-on pen: go over page 4, the mirrored page, and press it ink side down as the pen's packet says. The lines stay.

Then hoop it, inner ring under, tight as a drum.

How to read it

Floss has six strands: cut 18 inches (45 cm), pull out the number named one at a time, and lay them together.

Start a filling with tiny stitches, a line with a small knot; end under stitches on the back.

Every stitch in pictures: flossfield.com/embroidery/stitches.

New to this: flossfield.com/embroidery/guides/how-to-start.

Stitch in this order

Where a stitch page says otherwise, follow this list.

1. **Satin stitch**
   2 strands, colors 1, 2, 3, 4, 6, 7
   Leaves (each half slanted to the center vein, in its own color), daisy petals, daisy centers, pale blue-gray anemone petals, white anemone petals, anemone centers



Stitch in this order, continued

2. **Stem stitch**
   2 or 3 strands, color 1
   Stem

3. **French knot**
   2 strands, two wraps, colors 5, 7
   Daisy center knots, anemone stamens



Take out lines that still show, press face down, finish the hoop or sew a pillow.

For your own stitching, gifts and handmade pieces you sell. Do not resell or share this PDF or copies of it.

Anemone and daisy wreath

6 inch hoop

A number is a color of the list.



1 DMC 986 Very Dark Forest Green
2 DMC 320 Medium Pistachio Green
3 DMC B5200 Snow White
4 DMC 3852 Very Dark Straw
5 DMC 3781 Dark Mocha Brown
6 DMC 3752 Very Light Antique Blue
7 DMC 336 Navy Blue

For your own stitching, gifts and handmade pieces you sell. Do not resell or share this PDF or copies of it.

Anemone and daisy wreath

6 inch hoop

Print at 100% and measure the square. Trace the black lines only. The gray ring is the hoop: fold the fabric in four and lay the folds on its ticks.
On the drawing a ring is one French knot: mark a dot.



1 in
25.4 mm

Not 1 inch (25.4 mm)? Print again at 100%.

For your own stitching, gifts and handmade pieces you sell. Do not resell or share this PDF or copies of it.

Anemone and daisy wreath

6 inch hoop

For an iron-on pen only. Go over the lines, press ink side down.



1 in
25.4 mm

Not 1 inch (25.4 mm)? Print again at 100%.

For your own stitching, gifts and handmade pieces you sell. Do not resell or share this PDF or copies of it.