Apple orchard at sunrise

Sized for a 6 inch hoop (15 cm). The stitched design is about 4.7 × 4.7 in (11.9 × 11.9 cm).



Which color goes where.

Stitches

- **Long and short stitch**, 1 strand
  Sky, hills, mist, rough grass, mown lane, tree shadows, trunks, crowns, boughs
- **Satin stitch**, 2 strands
  Sun, hedge, apples on the trees, picking ladder, ladder rungs, basket apples, basket hoops, windfalls
- **Stem stitch**, 1 to 3 strands
  Sun edge, basket handle, hoop edge
- **French knot**, 1 to 2 strands, two wraps
  Crown knots, apples on the trees, windfalls
- **Straight stitch**, 1 to 3 strands
  White gate, apple lights, grass tufts
- **Woven filling stitch**, 3 strands
  Bushel basket

Floss

- **DMC 745 Light Pale Yellow** Sky and mown lane (light)
- **DMC 3743 Very Light Antique Violet**
  Hills (light), sky (darkest), mist (darker)
- **DMC 754 Light Peach** Sky (dark), apple lights
- **DMC 948 Very Light Peach** Sky (lightest), mist (lighter)
- **DMC 3823 Ultra Pale Yellow** Sun
- **DMC 3822 Light Straw** Crown knots (lightest), sun edge
- **DMC 3042 Light Antique Violet** Hills (middle)
- **DMC 3041 Medium Antique Violet** Hills (dark)
- **DMC 3364 Pine Green**
  Rough grass (middle), mown lane (dark), tree shadows (lighter)
- **DMC 3362 Dark Pine Green**
  Rough grass (dark), grass tufts (darker)
- **DMC 3348 Light Yellow Green**
  Rough grass (light), mown lane (middle), grass tufts (lighter)
- **DMC 3768 Dark Gray Green** Tree shadows (darker)
- **DMC 840 Medium Beige Brown**
  Boughs and trunks (lighter), bushel basket, picking ladder (darker)
- **DMC 838 Very Dark Beige Brown**
  Boughs and trunks (darker), basket handle
- **DMC 936 Very Dark Avocado Green**
  Crowns (darker), crown knots (darkest), hoop edge and hedge
- **DMC 731 Dark Olive Green**
  Crowns (lighter), crown knots (dark)
- **DMC 321 Red**
  Apples on the trees, basket apples and windfalls (lighter)
- **DMC 733 Medium Olive Green** Crown knots (light)
- **DMC BLANC White** White gate
- **DMC 815 Medium Garnet**
  Basket apples, apples on the trees and windfalls (darker)
- **DMC 436 Tan**
  Picking ladder (lighter), ladder rungs and basket hoops

Three ways to transfer the pattern

1. **Fabric you can see through**
   Tape page 2 to a sunny window or lay it on a light box, tape the fabric over it and trace the lines with a sharp pencil or a water-soluble pen.
2. **Fabric you cannot see through**
   Lay dressmaker's carbon paper colored side down on the fabric with page 2 on top, tape the layers and trace the lines firmly with a ballpoint pen.
3. **Iron-on**
   Go over the lines of page 3, the mirrored page, with an iron-on transfer pen, lay it ink side down on the fabric and press with a dry iron.

Pages 2 and 3 are the pattern at actual size. Print them at 100% with scaling turned off.

For your own stitching, gifts and handmade pieces you sell. Do not resell or share this PDF or copies of it.

Apple orchard at sunrise

6 inch hoop

Print at 100% (actual size). Do not scale or fit to page. Check the square below with a ruler before you trace.

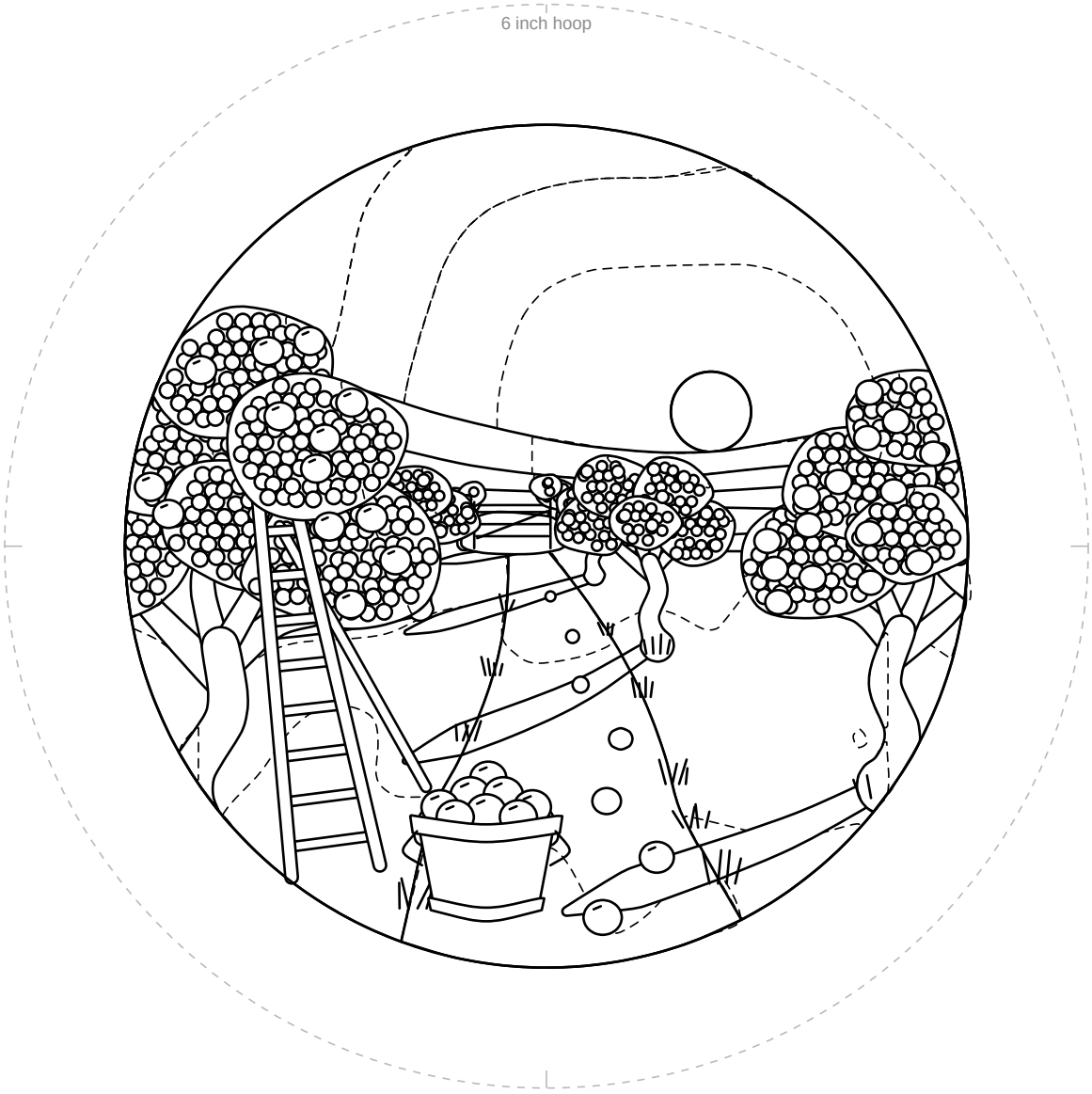

1 in
25.4 mm

Check square: 1 inch (25.4 mm) on each side.
If it measures anything else, print again at 100% with scaling off.

For your own stitching, gifts and handmade pieces you sell. Do not resell or share this PDF or copies of it.

Apple orchard at sunrise

6 inch hoop

Mirrored. Trace this page with an iron-on transfer pen or pencil, then press it ink side down on the fabric.

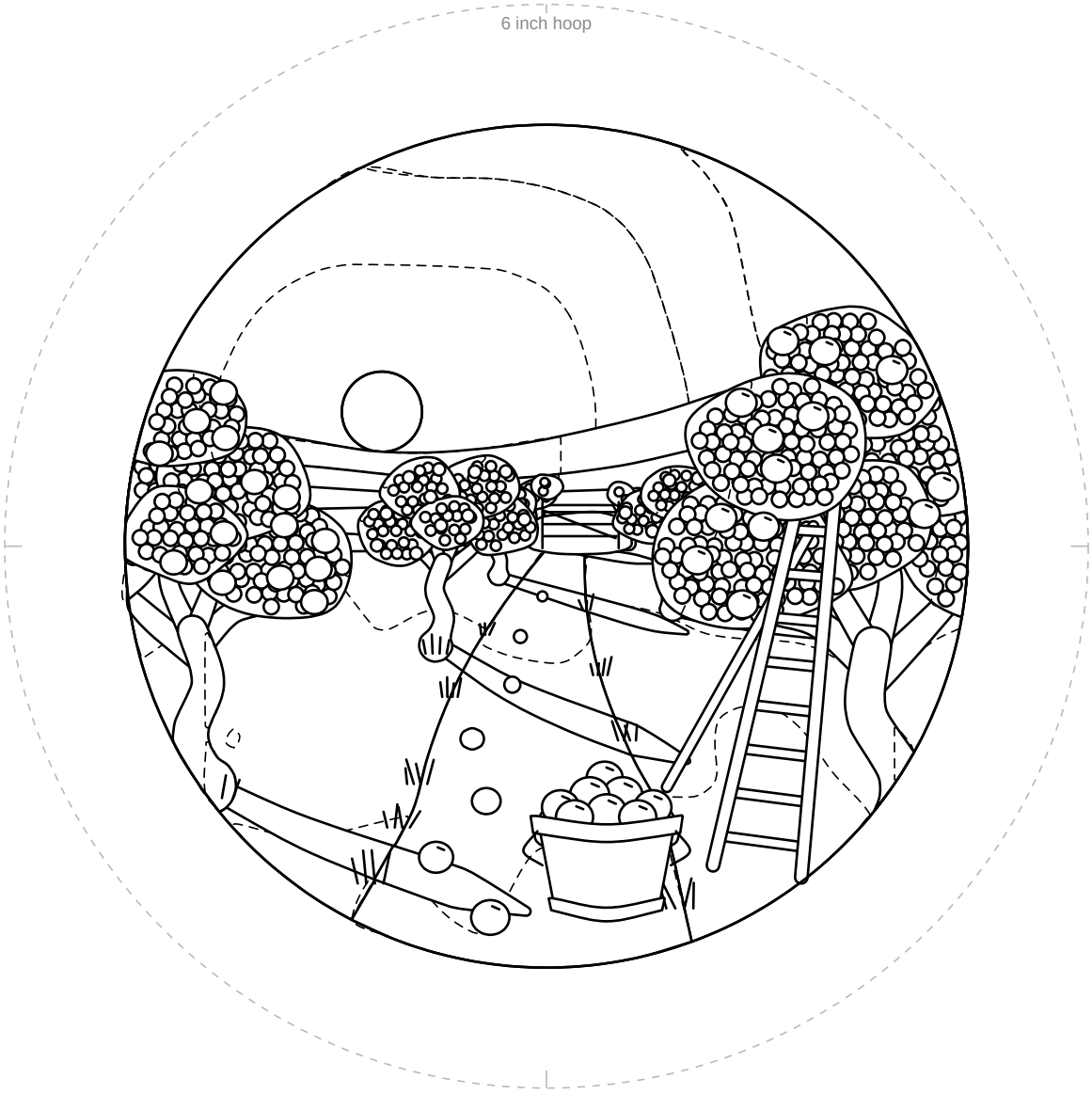

1 in
25.4 mm

Check square: 1 inch (25.4 mm) on each side.
If it measures anything else, print again at 100% with scaling off.

For your own stitching, gifts and handmade pieces you sell. Do not resell or share this PDF or copies of it.