Autumn wreath of sunflowers and acorns

6 inch (15 cm) hoop, 4.8 × 4.6 in (12.2 × 11.7 cm)



Colors by number: page 2.

Stitch in this order

Where a stitch page says otherwise, follow this list.

1. **Satin stitch**, 2 strands
   Oak leaves (each half slanted to the center vein, in its own color), acorns, acorn cups, sunflower petals, sunflower centers



2. **Stem stitch**, 2 or 3 strands
   Stems, stalks

3. **French knot**
   2 strands, two wraps
   Sunflower seeds



Take out lines that still show, press face down, finish the hoop or sew a pillow.

How to read it

Floss has six strands: cut 18 inches (45 cm), pull out the number named one at a time, and lay them together.

Start a filling with tiny stitches, a line with a small knot; end under stitches on the back.

Every stitch in pictures: flossfield.com/embroidery/stitches.

New to this: flossfield.com/embroidery/guides/how-to-start.

Onto the fabric

Fabric you can see through: page 3 taped to a sunny window, the fabric over it; trace.

Other fabric: dressmaker's carbon paper, colored side down, page 3 on top; trace with a ballpoint.

Iron-on pen: go over page 4, the mirrored page, and press it ink side down as the pen's packet says. The lines stay.

Then hoop it, inner ring under, tight as a drum.

Buy: 5 colors of floss (page 2), one skein of each color (an estimate from the drawing's lines and shapes), an embroidery needle size 7, a 6 inch (15 cm) hoop, a 9 inch (23 cm) square of white or light cotton or linen, a water-soluble pen.

For your own stitching, gifts and handmade pieces you sell. Do not resell or share this PDF or copies of it.

Autumn wreath of sunflowers and acorns

6 inch hoop

A number is a color of the list.



1 DMC 3781 Dark Mocha Brown
2 DMC 922 Light Copper
3 DMC 355 Dark Terra Cotta
4 DMC 3828 Hazelnut Brown
5 DMC 3852 Very Dark Straw

For your own stitching, gifts and handmade pieces you sell. Do not resell or share this PDF or copies of it.

Autumn wreath of sunflowers and acorns

6 inch hoop

Print at 100% and measure the square. Trace the black lines only. The gray ring is the hoop: fold the fabric in four and lay the folds on its ticks.
On the drawing a ring is one French knot: mark a dot.



1 in
25.4 mm

Not 1 inch (25.4 mm)? Print again at 100%.

For your own stitching, gifts and handmade pieces you sell. Do not resell or share this PDF or copies of it.

Autumn wreath of sunflowers and acorns

6 inch hoop

For an iron-on pen only. Go over the lines, press ink side down.



1 in
25.4 mm

Not 1 inch (25.4 mm)? Print again at 100%.

For your own stitching, gifts and handmade pieces you sell. Do not resell or share this PDF or copies of it.