Aztec style band of steps and suns

Sized for a 6 inch hoop (15 cm). The stitched design is about 4.6 × 2.6 in (11.7 × 6.6 cm).



Which color goes where.

Floss

- **DMC 349 Dark Coral**
  Red binding and small rays, pyramids (dark), sun rings and sun heart (darker)
- **DMC 3821 Straw**
  Gold seam and sun face, sun rings, large rays and diamonds (lighter), pyramids (light)
- **DMC 921 Copper**
  Large rays and diamonds (darker), sun heart (lighter)
- **DMC 3810 Dark Turquoise**
  Stepped rim, pyramids (middle), checked ring (darker)
- **DMC 739 Ultra Very Light Tan**
  Checked ring (lighter), sun beads

Stitches

- **Satin stitch**, 2 strands
  Small rays, large rays, sun rings, sun face, checked ring, sun heart, pyramids, diamonds, red binding, stepped rim, gold seam
- **Padded satin stitch**, 2 strands
  Sun heart
- **French knot**, 2 strands, two wraps
  Sun beads

Three ways to transfer the pattern

1. **Fabric you can see through**
   Tape page 2 to a sunny window or lay it on a light box, tape the fabric over it and trace the lines with a sharp pencil or a water-soluble pen.
2. **Fabric you cannot see through**
   Lay dressmaker’s carbon paper colored side down on the fabric with page 2 on top, tape the layers and trace the lines firmly with a ballpoint pen.
3. **Iron-on**
   Go over the lines of page 3, the mirrored page, with an iron-on transfer pen, lay it ink side down on the fabric and press with a dry iron.

Pages 2 and 3 are the pattern at actual size. Print them at 100% with scaling turned off.

For your own stitching, gifts and handmade pieces you sell. Do not resell or share this PDF or copies of it.

Aztec style band of steps and suns

6 inch hoop

Print at 100% (actual size). Do not scale or fit to page. Check the square below with a ruler before you trace.



1 in
25.4 mm

Check square: 1 inch (25.4 mm) on each side.
If it measures anything else, print again at 100% with scaling off.

For your own stitching, gifts and handmade pieces you sell. Do not resell or share this PDF or copies of it.

Aztec style band of steps and suns

6 inch hoop

Mirrored. Trace this page with an iron-on transfer pen or pencil, then press it ink side down on the fabric.



1 in
25.4 mm

Check square: 1 inch (25.4 mm) on each side.
If it measures anything else, print again at 100% with scaling off.

For your own stitching, gifts and handmade pieces you sell. Do not resell or share this PDF or copies of it.