Ballet slippers bookmark

Sized for a 6 inch hoop (15 cm). The stitched design is about 2.2 × 5 in (5.6 × 12.7 cm).



Which color goes where.

Stitches

- **Back stitch**, 2 strands
  Frame line
- **Split stitch**, 1 to 2 strands
  Frame scallops, petal edges, slipper edges, bow folds
- **Stem stitch**, 1 to 3 strands
  Rose stems, rosebud hearts, rose heart, slipper bindings, drawstring bows
- **Fishbone stitch**, 2 strands
  Leaves
- **Satin stitch**, 2 strands
  Sepals, rosebud hearts, rose hips, rose heart, bow tails, slipper ribbons, soles, slipper platforms, bow insides, bow knot
- **Long and short stitch**, 1 strand
  Rosebud petals, rose petals, slipper lining, slippers, bow
- **Lazy daisy stitch**, 2 strands
  Drawstring bows
- **French knot**, 2 strands, two wraps
  Drawstring bows

Floss

- **DMC 3752 Very Light Antique Blue**
  Frame scallops and frame line
- **DMC 3346 Hunter Green**
  Rose stems and rose hips, leaves (dark), sepals (darker)
- **DMC 3348 Light Yellow Green** Leaves (lightest)
- **DMC 3345 Dark Hunter Green** Leaves (darkest)
- **DMC 3347 Medium Yellow Green**
  Leaves (light), sepals (lighter)
- **DMC 814 Dark Garnet**
  Rose petals and rosebud petals (darkest), rose heart and rosebud hearts (darker)
- **DMC 498 Dark Red** Rose petals and rosebud petals (dark)
- **DMC 3831 Dark Raspberry**
  Rosebud petals and rose petals (middle)
- **DMC 3833 Light Raspberry**
  Rose petals and rosebud petals (light), rosebud hearts and rose heart (lighter)
- **DMC 963 Ultra Very Light Dusty Rose**
  Rosebud petals and rose petals (lightest), petal edges
- **DMC 819 Light Baby Pink**
  Slipper ribbons and bow (light), bow tails and slippers (lightest) and 2 more parts
- **DMC 224 Very Light Shell Pink**
  Bow tails (middle), bow, slipper ribbons and bow knot (dark), bow insides (light)
- **DMC 225 Ultra Very Light Shell Pink**
  Bow, slipper ribbons and bow knot (middle), slipper platforms, bow tails (light)
- **DMC 3722 Medium Shell Pink**
  Bow insides (dark), bow tails (darkest)
- **DMC 223 Light Shell Pink**
  Bow insides (middle), bow tails (dark)
- **DMC 739 Ultra Very Light Tan** Slipper lining (middle)
- **DMC 3864 Light Mocha Beige**
  Slipper lining (dark), soles
- **DMC 3713 Very Light Salmon** Slippers (light)
- **DMC 3328 Dark Salmon**
  Slippers (darkest), slipper edges (darker)
- **DMC 760 Salmon**
  Slippers (dark), slipper edges (lighter), slipper bindings
- **DMC 761 Light Salmon** Slippers (middle), bow folds
- **DMC 712 Cream** Slipper lining (light)

Three ways to transfer the pattern

1. **Fabric you can see through**
   Tape page 2 to a sunny window or lay it on a light box, tape the fabric over it and trace the lines with a sharp pencil or a water-soluble pen.
2. **Fabric you cannot see through**
   Lay dressmaker's carbon paper colored side down on the fabric with page 2 on top, tape the layers and trace the lines firmly with a ballpoint pen.
3. **Iron-on**
   Go over the lines of page 3, the mirrored page, with an iron-on transfer pen, lay it ink side down on the fabric and press with a dry iron.

Pages 2 and 3 are the pattern at actual size. Print them at 100% with scaling turned off.

For your own stitching, gifts and handmade pieces you sell. Do not resell or share this PDF.

Ballet slippers bookmark

6 inch hoop

Print at 100% (actual size). Do not scale or fit to page. Check the square below with a ruler before you trace.



1 in
25.4 mm

Check square: 1 inch (25.4 mm) on each side.
If it measures anything else, print again at 100% with scaling off.

For your own stitching, gifts and handmade pieces you sell. Do not resell or share this PDF.

Ballet slippers bookmark

6 inch hoop

Mirrored. Trace this page with an iron-on transfer pen or pencil, then press it ink side down on the fabric.



1 in
25.4 mm

Check square: 1 inch (25.4 mm) on each side.
If it measures anything else, print again at 100% with scaling off.

For your own stitching, gifts and handmade pieces you sell. Do not resell or share this PDF.