Baptism shell with dove

Sized for a 6 inch hoop (15 cm). The stitched design is about 4.1 × 4.9 in (10.4 × 12.4 cm).



Which color goes where.

Floss

- **DMC 3753 Ultra Very Light Antique Blue**
  Far wing, olive leaves and bow (darker), shell ribs and body (dark)
- **DMC 3756 Ultra Very Light Baby Blue**
  Near wing and tail (darker), far wing (lighter), olive stems and 3 more parts
- **DMC B5200 Snow White**
  Near wing (lighter), shell ribs (lightest), body (light), shell rim and 7 more parts
- **DMC 676 Light Old Gold**
  Drop edges and bill
- **DMC 3799 Very Dark Pewter Gray**
  Eye
- **DMC 932 Light Antique Blue**
  Shell ribs (darkest)

Stitches

- **Padded satin stitch**, 2 strands
  Far wing, tail, near wing, shell ears, shell ribs, shell rim, shell hinge, drops, bow
- **Long and short stitch**, 1 strand
  Far wing, body, shoulder
- **Satin stitch**, 2 strands
  Bill, eye, bow
- **Straight stitch**, 1 strand
  Eye light
- **Stem stitch**, 1 to 3 strands
  Drop edges, olive stems
- **Fishbone stitch**, 2 strands
  Olive leaves

Three ways to transfer the pattern

1. **Fabric you can see through**
   Tape page 2 to a sunny window or lay it on a light box, tape the fabric over it and trace the lines with a sharp pencil or a water-soluble pen.
2. **Fabric you cannot see through**
   Lay dressmaker’s carbon paper colored side down on the fabric with page 2 on top, tape the layers and trace the lines firmly with a ballpoint pen.
3. **Iron-on**
   Go over the lines of page 3, the mirrored page, with an iron-on transfer pen, lay it ink side down on the fabric and press with a dry iron.

Pages 2 and 3 are the pattern at actual size. Print them at 100% with scaling turned off.

For your own stitching, gifts and handmade pieces you sell. Do not resell or share this PDF or copies of it.

Baptism shell with dove

6 inch hoop

Print at 100% (actual size). Do not scale or fit to page. Check the square below with a ruler before you trace.



1 in
25.4 mm

Check square: 1 inch (25.4 mm) on each side.
If it measures anything else, print again at 100% with scaling off.

For your own stitching, gifts and handmade pieces you sell. Do not resell or share this PDF or copies of it.

Baptism shell with dove

6 inch hoop

Mirrored. Trace this page with an iron-on transfer pen or pencil, then press it ink side down on the fabric.



1 in
25.4 mm

Check square: 1 inch (25.4 mm) on each side.
If it measures anything else, print again at 100% with scaling off.

For your own stitching, gifts and handmade pieces you sell. Do not resell or share this PDF or copies of it.