Beaded fish with sequin scales

Sized for a 6 inch hoop (15 cm). The stitched design is about 4.3 × 3.2 in (10.9 × 8.1 cm).



Which color goes where: by number on page 2.
Fabric: teal cotton or linen.

Stitch in this order

Filled parts from the back of the picture forward, then lines and knots.

1. **Satin stitch**, 2 strands
   Tail, back fin, belly fins, sequins, eye
2. **Long and short stitch**, 1 strand
   Cheek
3. **Padded satin stitch**, 2 strands
   Lips, pearls
4. **Stem stitch**, strands by part on page 2
   Fin lines, head lines
5. **Split stitch**, 1 strand
   Sequin rims, pearls
6. **French knot**
   strands by part on page 2, two wraps
   Seed beads, pearls, eye light

In a 6 inch hoop the French knots are drawn smaller than about 2 mm (a little over 1/16 in). Use one strand of floss for them there, or choose a larger hoop.

Floss

- **1 DMC 3820 Dark Straw**
  Sequins (middle light), fin lines, back fin and belly fins (light), tail (shade 5 of 7)
- **2 DMC 351 Coral**
  Sequins and cheek (dark), sequin rims (light), back fin (middle dark) and 4 more parts
- **3 DMC 349 Dark Coral**
  Sequins and cheek (darkest), sequin rims (dark), head lines (darker) and 4 more parts
- **4 DMC 352 Light Coral**
  Sequins (middle dark), cheek (light), tail (shade 4 of 7) and 2 more parts
- **5 DMC 353 Peach**
  Sequins (light), cheek (lightest), tail (shade 6 of 7)
- **6 DMC 782 Dark Topaz**
  Sequin rims (middle), back fin and belly fins (dark), tail (shade 2 of 7)
- **7 DMC 745 Light Pale Yellow**
  Sequins, back fin and belly fins (lightest), seed beads, tail (shade 7 of 7)
- **8 DMC 310 Black**
  Eye
- **9 DMC 3865 Winter White**
  Pearls (light), eye light
- **10 DMC 453 Light Shell Gray**
  Pearls (middle)
- **11 DMC 451 Dark Shell Gray**
  Pearls (dark)

Three ways onto dark fabric

1. **Light shines through it**
   Lay page 3 on a bright light box, tape the fabric over it and trace the lines with a white marking pencil or pen.
2. **No light shines through**
   Print page 3 on a sticky wash-away sheet, smooth it onto fabric that can be washed, stitch through both and rinse it away.
3. **White or yellow carbon paper**
   Lay it colored side down on the fabric with page 3 on top, tape the layers and trace firmly with a ballpoint pen. Go over a faint line with a white pencil.

Page 3 is the pattern at actual size (page 4 is its mirror, for an iron-on pen on a light fabric). Print it at 100% with scaling turned off. Then put the fabric in the hoop: inner ring under, drawing up, tight as a drum.

For your own stitching, gifts and handmade pieces you sell. Do not resell or share this PDF or copies of it.

Beaded fish with sequin scales

6 inch hoop

How to read it

Floss is six strands. Cut 18 inches (45 cm), pull out the number given one at a time, and lay them together.

Inside a filled shape start with two or three tiny stitches, which the filling covers. Start a line with a small knot on the back. End each thread by running the needle under the backs of a few stitches.

Each small ring is one French knot. A fine broken line inside a shape is where two shades meet: trace it, do not stitch it.

A number on the picture is a color of the list of floss on page 1. The fine lines on the colors show which way the stitches lie.

Every stitch in pictures: flossfield.com/embroidery/stitches. The first time: flossfield.com/embroidery/guides/how-to-start.

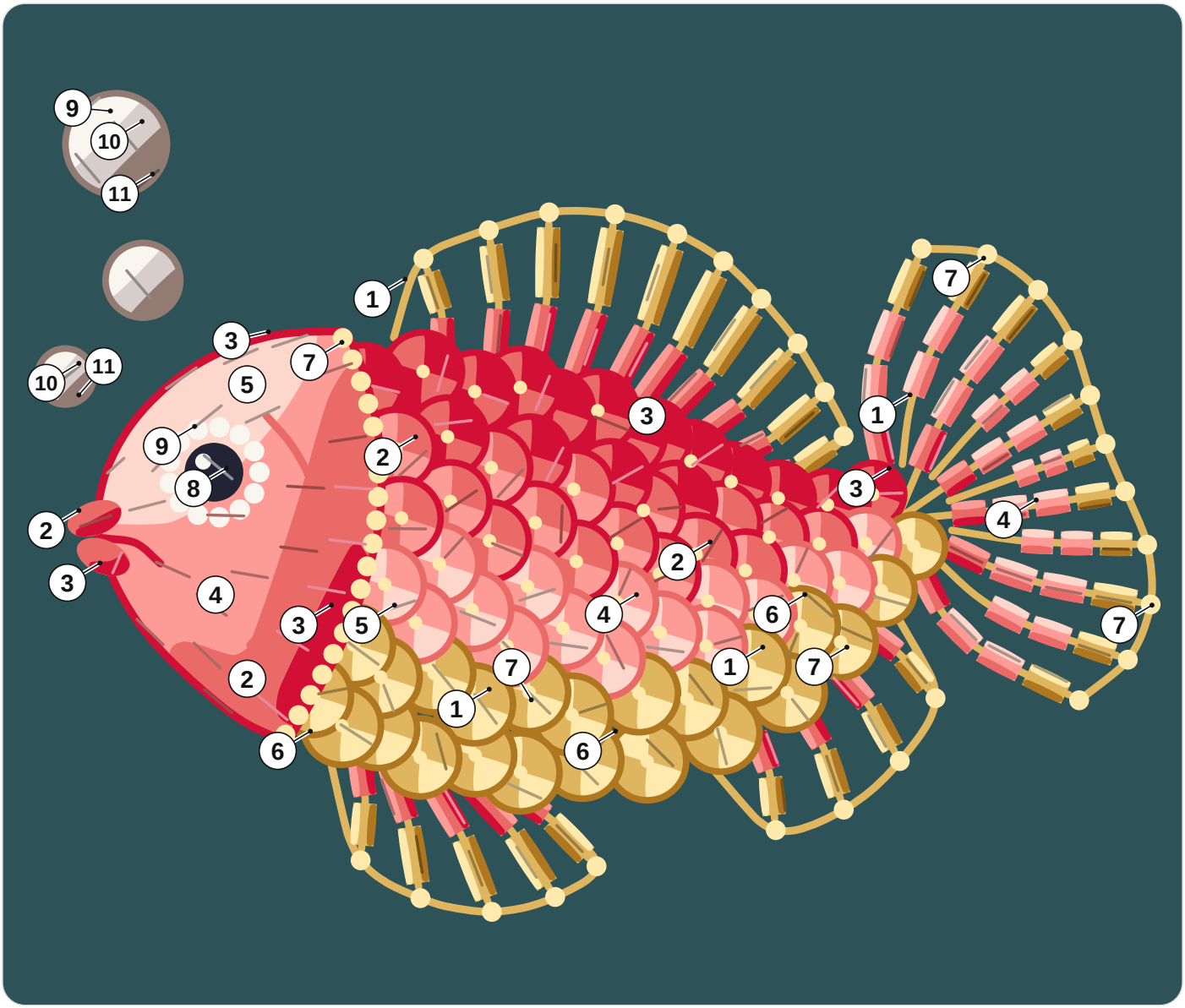

1	DMC 3820 Dark Straw	**5**	DMC 353 Peach	**9**	DMC 3865 Winter White
2	DMC 351 Coral	**6**	DMC 782 Dark Topaz	**10**	DMC 453 Light Shell Gray
3	DMC 349 Dark Coral	**7**	DMC 745 Light Pale Yellow	**11**	DMC 451 Dark Shell Gray
4	DMC 352 Light Coral	**8**	DMC 310 Black		

How many strands

Stem stitch. 2 strands: head lines; 1 or 2 strands: fin lines.
French knot. 2 strands: pearls, eye light; 1 or 2 strands: seed beads.

For your own stitching, gifts and handmade pieces you sell. Do not resell or share this PDF or copies of it.

Beaded fish with sequin scales

6 inch hoop

Print at 100% and check the square below with a ruler. Fold the fabric in four: the folds meet the four ticks of the ring.



1 in
25.4 mm

Check square: 1 inch (25.4 mm) on each side.
If it measures anything else, print again at 100% with scaling off.

For your own stitching, gifts and handmade pieces you sell. Do not resell or share this PDF or copies of it.

Beaded fish with sequin scales

6 inch hoop

Mirrored. Trace this page with an iron-on transfer pen or pencil, then press it ink side down on the fabric.



1 in
25.4 mm

Check square: 1 inch (25.4 mm) on each side.
If it measures anything else, print again at 100% with scaling off.

For your own stitching, gifts and handmade pieces you sell. Do not resell or share this PDF or copies of it.