Beagle puppy peeking over a pocket

Sized for a 6 inch hoop (15 cm). The stitched design is about 4.1 × 4 in (10.4 × 10.2 cm).



Which color goes where.

Stitches

- **Long and short stitch**, 1 to 2 strands
  Head, pocket, blaze, muzzle, eyes, ear undersides, ears, paws, toes
- **Satin stitch**, 1 to 2 strands
  Pocket hem, eye rims, eye whites, pupils, eye lights, nose lights, nostrils, claws
- **Running stitch**, 2 strands
  Topstitching, heart stitches
- **Stem stitch**, 2 strands
  Pocket edge, mouth
- **Padded satin stitch**, 2 strands
  Heart, nose
- **French knot**, 1 strand, two wraps
  Whisker dots
- **Straight stitch**, 2 strands
  Eye lights
- **Split stitch**, 2 strands
  Toe edges

Floss

- **DMC 801 Dark Coffee Brown**
  Head (darkest), eyes (dark), mouth
- **DMC 434 Light Brown**
  Head (dark), eyes (light), whisker dots
- **DMC 435 Very Light Brown**
  Head (middle), eyes (lightest)
- **DMC 437 Light Tan** Head (light)
- **DMC 738 Very Light Tan** Head (lightest)
- **DMC 931 Medium Antique Blue**
  Pocket and pocket hem (light)
- **DMC 3750 Very Dark Antique Blue**
  Pocket and pocket hem (dark), pocket edge
- **DMC 930 Dark Antique Blue**
  Pocket and pocket hem (middle)
- **DMC 783 Medium Topaz**
  Topstitching and heart stitches
- **DMC 3328 Dark Salmon** Heart (lighter)
- **DMC 347 Very Dark Salmon** Heart (darker)
- **DMC 3865 Winter White**
  Blaze (light), paws and eye lights (lighter), toes and muzzle (lightest)
- **DMC 648 Light Beaver Gray**
  Muzzle, blaze and toes (dark), nose lights
- **DMC 822 Light Beige Gray**
  Blaze (middle), muzzle and toes (light), paws and eye lights (darker), eye whites
- **DMC 646 Dark Beaver Gray**
  Toe edges, muzzle and toes (darkest)
- **DMC 938 Ultra Dark Coffee Brown**
  Ear undersides, eye rims, pupils, claws and nostrils, ears and eyes (darkest)
- **DMC 3799 Very Dark Pewter Gray** Nose (darker)
- **DMC 317 Pewter Gray** Nose (lighter)
- **DMC 3776 Light Mahogany** Ears (light)
- **DMC 300 Very Dark Mahogany** Ears (dark)
- **DMC 400 Dark Mahogany** Ears (middle dark)
- **DMC 301 Medium Mahogany** Ears (middle light)
- **DMC 402 Very Light Mahogany** Ears (lightest)

Three ways to transfer the pattern

1. **Fabric you can see through**
   Tape page 2 to a sunny window or lay it on a light box, tape the fabric over it and trace the lines with a sharp pencil or a water-soluble pen.
2. **Fabric you cannot see through**
   Lay dressmaker's carbon paper colored side down on the fabric with page 2 on top, tape the layers and trace the lines firmly with a ballpoint pen.
3. **Iron-on**
   Go over the lines of page 3, the mirrored page, with an iron-on transfer pen, lay it ink side down on the fabric and press with a dry iron.

Pages 2 and 3 are the pattern at actual size. Print them at 100% with scaling turned off.

For your own stitching, gifts and handmade pieces you sell. Do not resell or share this PDF.

Beagle puppy peeking over a pocket

6 inch hoop

Print at 100% (actual size). Do not scale or fit to page. Check the square below with a ruler before you trace.



1 in
25.4 mm

Check square: 1 inch (25.4 mm) on each side.
If it measures anything else, print again at 100% with scaling off.

For your own stitching, gifts and handmade pieces you sell. Do not resell or share this PDF.

Beagle puppy peeking over a pocket

6 inch hoop

Mirrored. Trace this page with an iron-on transfer pen or pencil, then press it ink side down on the fabric.



1 in
25.4 mm

Check square: 1 inch (25.4 mm) on each side.
If it measures anything else, print again at 100% with scaling off.

For your own stitching, gifts and handmade pieces you sell. Do not resell or share this PDF.