Bookmark with a bee and flowers

Sized for a 6 inch hoop (15 cm). The stitched design is about 1.6 × 4.8 in (4.1 × 12.2 cm).



Which color goes where.

Stitches

- **Herringbone stitch**, 2 strands
  Frame
- **Stem stitch**, 2 to 3 strands
  Inner line, stems, wing edges, tassel cord
- **French knot**, 1 to 2 strands, two wraps
  Corner knots, cornflower ring, cornflower center, daisy center, bee shoulders, bee eye, antennae
- **Fishbone stitch**, 2 strands
  Leaves
- **Running stitch**, 3 strands
  Bee trail
- **Satin stitch**, 2 strands
  Rose sepals, book cover, pages, page shade, ribbon marker, bee stripes, bee head, bee eye, tassel skirt, tassel top, tassel band
- **Long and short stitch**, 1 strand
  Rose outer petals, rose inner petals, cornflower petals, wings, bee stripes
- **Split stitch**, 1 strand
  Rose petal edges
- **Woven wheel stitch**, 4 strands
  Rose heart
- **Lazy daisy stitch**, 3 strands
  Daisy petals
- **Straight stitch**, 2 to 3 strands
  Daisy petals inside, sting
- **Back stitch**, 1 to 3 strands
  Page block, page edges, lines of print, wing veins, legs, antennae

Floss

- **DMC 792 Dark Cornflower Blue**
  Frame and tassel skirt (darker), cornflower petals (darkest)
- **DMC 794 Light Cornflower Blue**
  Frame (lighter), cornflower petals (light)
- **DMC 823 Dark Navy Blue**
  Inner line, page edges, bee trail and bee head, bee stripes (dark) and 5 more parts
- **DMC 3820 Dark Straw**
  Bee stripes (light), bee shoulders, daisy center and cornflower center and 4 more parts
- **DMC 3345 Dark Hunter Green**
  Stems and rose sepals, leaves (darker)
- **DMC 3347 Medium Yellow Green** Leaves (lighter)
- **DMC 3833 Light Raspberry**
  Rose outer petals (middle), rose inner petals (lighter)
- **DMC 3831 Dark Raspberry**
  Rose inner petals (darker), rose petal edges (lighter) and 4 more parts
- **DMC 963 Ultra Very Light Dusty Rose**
  Rose outer petals (light)
- **DMC 815 Medium Garnet**
  Book cover, rose petal edges and rose heart (darker)
- **DMC 793 Medium Cornflower Blue**
  Wing edges, lines of print and wing veins, cornflower petals (dark)
- **DMC 3747 Very Light Blue Violet**
  Wings and page shade, cornflower petals (lightest)
- **DMC 350 Medium Coral** Daisy petals
- **DMC 352 Light Coral** Daisy petals inside
- **DMC 3865 Winter White** Pages, bee eye (lighter)
- **DMC 738 Very Light Tan** Page block
- **DMC 782 Dark Topaz** Bee stripes (middle)

Three ways to transfer the pattern

1. **Fabric you can see through**
   Tape page 2 to a sunny window or lay it on a light box, tape the fabric over it and trace the lines with a sharp pencil or a water-soluble pen.

2. **Fabric you cannot see through**
   Lay dressmaker's carbon paper colored side down on the fabric with page 2 on top, tape the layers and trace the lines firmly with a ballpoint pen.

3. **Iron-on**
   Go over the lines of page 3, the mirrored page, with an iron-on transfer pen, lay it ink side down on the fabric and press with a dry iron.

Pages 2 and 3 are the pattern at actual size. Print them at 100% with scaling turned off.

For your own stitching, gifts and handmade pieces you sell. Do not resell or share this PDF.

Bookmark with a bee and flowers

6 inch hoop

Print at 100% (actual size). Do not scale or fit to page. Check the square below with a ruler before you trace.



1 in
25.4 mm

Check square: 1 inch (25.4 mm) on each side.
If it measures anything else, print again at 100% with scaling off.

For your own stitching, gifts and handmade pieces you sell. Do not resell or share this PDF.

Bookmark with a bee and flowers

6 inch hoop

Mirrored. Trace this page with an iron-on transfer pen or pencil, then press it ink side down on the fabric.



1 in
25.4 mm

Check square: 1 inch (25.4 mm) on each side.
If it measures anything else, print again at 100% with scaling off.

For your own stitching, gifts and handmade pieces you sell. Do not resell or share this PDF.