Bee bookmark with room for a name

6 inch (15 cm) hoop, 1.4 × 4.8 in (3.6 × 12.2 cm)



Colors by number: page 2.

Stitch in this order

Where a stitch page says otherwise, follow this list.

1. **Stem stitch**, 2 strands
   Lavender stems

2. **Satin stitch**
   2 strands: lavender leaves
   3 strands: bee bars, bee bodies



3. **Whipped running stitch**
   3 strands
   Border
4. **Stem stitch**, 2 strands
   Name lines

5. **Straight stitch**
   1 strand: feelers
   3 strands: ties



6. **Running stitch**, 2 strands
   Flight lines

7. **Lazy daisy stitch**
   3 strands: lavender flowers
   2 strands: wings



8. **French knot**
   2 strands, two wraps
   Bee heads



Take out lines that still show, press face down on soft cloth.

How to read it

Floss has six strands: cut 18 inches (45 cm), pull out the number named one at a time, and lay them together.

Start a filling with tiny stitches, a line with a small knot; end under stitches on the back.

Every stitch in pictures: flossfield.com/embroidery/stitches.

New to this: flossfield.com/embroidery/guides/how-to-start.

Onto the fabric

Fabric you can see through: page 3 taped to a sunny window, the fabric over it; trace.

Other fabric: dressmaker's carbon paper, colored side down, page 3 on top; trace with a ballpoint.

Iron-on pen: go over page 4, the mirrored page, and press it ink side down as the pen's packet says. The lines stay.

Then hoop it, inner ring under, tight as a drum.

Buy: 5 colors of floss (page 2), one skein of each color (an estimate from the drawing's lines and shapes), an embroidery needle size 9, a 6 inch (15 cm) hoop, a 9 inch (23 cm) square of white or light cotton or linen, a water-soluble pen.

For your own stitching, gifts and handmade pieces you sell. Do not resell or share this PDF or copies of it.

Bee bookmark with room for a name

6 inch hoop

A number is a color of the list. Fine lines show which way the stitches lie: do not stitch them.



1 DMC 3363 Medium Pine Green
2 DMC 783 Medium Topaz
3 DMC 3746 Dark Blue Violet
4 DMC 931 Medium Antique Blue
5 DMC 3031 Very Dark Mocha Brown

For your own stitching, gifts and handmade pieces you sell. Do not resell or share this PDF or copies of it.

Bee bookmark with room for a name

6 inch hoop

Print at 100% and measure the square. Trace the black lines only. The gray ring is the hoop: fold the fabric in four and lay the folds on its ticks.
On the drawing a ring is one French knot: mark a dot; a loop is one lazy daisy, begun at its point.



1 in
25.4 mm

Not 1 inch (25.4 mm)? Print again at 100%.

For your own stitching, gifts and handmade pieces you sell. Do not resell or share this PDF or copies of it.

Bee bookmark with room for a name

6 inch hoop

For an iron-on pen only. Go over the lines, press ink side down.



1 in
25.4 mm

Not 1 inch (25.4 mm)? Print again at 100%.

For your own stitching, gifts and handmade pieces you sell. Do not resell or share this PDF or copies of it.