Beginner elephant with a daisy

Sized for a 6 inch hoop (15 cm). The stitched design is about 4.2 × 3.2 in (10.7 × 8.1 cm).



Which color goes where.

Floss

- **DMC 3768 Dark Gray Green**
  Elephant, ground, ear, tail, daisy stem and eye
- **DMC 3731 Very Dark Dusty Rose**
  Daisy
- **DMC 3820 Dark Straw**
  Daisy heart

Stitches

- **Stem stitch**, 3 to 5 strands
  Elephant, ear, tail, daisy stem, ground
- **Lazy daisy stitch**, 4 strands
  Tail, daisy
- **French knot**, 3 strands, two wraps
  Eye, daisy heart

Three ways to transfer the pattern

1. **Fabric you can see through**
   Tape page 2 to a sunny window or lay it on a light box, tape the fabric over it and trace the lines with a sharp pencil or a water-soluble pen.
2. **Fabric you cannot see through**
   Lay dressmaker’s carbon paper colored side down on the fabric with page 2 on top, tape the layers and trace the lines firmly with a ballpoint pen.
3. **Iron-on**
   Go over the lines of page 3, the mirrored page, with an iron-on transfer pen, lay it ink side down on the fabric and press with a dry iron.

Pages 2 and 3 are the pattern at actual size. Print them at 100% with scaling turned off.

Work it in this order

1. Stitch the filled parts first, what lies behind before what lies in front of it.
2. Then stitch the lines: stems, veins and outlines over the edges of the filled parts.
3. Keep the knots for the end, so that the hoop and your hand do not flatten them.

The thread
Start each thread with a small knot on the back or one of the knotless starts, and end it by running the needle under the backs of a few stitches.

For your own stitching, gifts and handmade pieces you sell. Do not resell or share this PDF or copies of it.

Beginner elephant with a daisy

6 inch hoop

Print at 100% (actual size). Do not scale or fit to page. Check the square below with a ruler before you trace.



1 in
25.4 mm

Check square: 1 inch (25.4 mm) on each side.
If it measures anything else, print again at 100% with scaling off.

For your own stitching, gifts and handmade pieces you sell. Do not resell or share this PDF or copies of it.

Beginner elephant with a daisy

6 inch hoop

Mirrored. Trace this page with an iron-on transfer pen or pencil, then press it ink side down on the fabric.



1 in
25.4 mm

Check square: 1 inch (25.4 mm) on each side.
If it measures anything else, print again at 100% with scaling off.

For your own stitching, gifts and handmade pieces you sell. Do not resell or share this PDF or copies of it.