Birth chart wheel with sun and moon

Sized for a 6 inch hoop (15 cm). The stitched design is about 4.9 × 4.9 in (12.4 × 12.4 cm).



Which color goes where.

Three ways to transfer the pattern

1. **Fabric you can see through**
   Tape page 2 to a sunny window or lay it on a light box, tape the fabric over it and trace the lines with a sharp pencil or a water-soluble pen.
2. **Fabric you cannot see through**
   Lay dressmaker's carbon paper colored side down on the fabric with page 2 on top, tape the layers and trace the lines firmly with a ballpoint pen.
3. **Iron-on**
   Go over the lines of page 3, the mirrored page, with an iron-on transfer pen, lay it ink side down on the fabric and press with a dry iron.

Pages 2 and 3 are the pattern at actual size. Print them at 100% with scaling turned off.

Floss

- **DMC 3820 Dark Straw**
  Moon ring edges (lighter), house ring, inner ring and rim points, sun (middle)
- **DMC 780 Ultra Very Dark Topaz**
  Moon ring edges (darker)
- **DMC 3822 Light Straw**
  Sun (light), jewel settings and gold beads, sun rays (lighter) and 2 more parts
- **DMC 415 Pearl Gray**
  Moon outlines, degree marks and house rays (darker), crescent (middle)
- **DMC 762 Very Light Pearl Gray**
  Moons, crescent edge and house points, crescent (light), house rays (lighter)
- **DMC 304 Medium Red**
  Jewels
- **DMC 3833 Light Raspberry**
  Jewel lights
- **DMC 318 Light Steel Gray**
  Crescent (dark)
- **DMC 783 Medium Topaz**
  Sun rays (darker), sun edge, sun (dark)

Stitches

- **Chain stitch**, 2 strands
  Inner ring
- **Stem stitch**, 2 to 3 strands
  House ring, sun edge
- **Couching**, 6 strands
  Moon ring edges
- **Satin stitch**, 2 strands
  Rim points, house points, moons, sun rays
- **Straight stitch**, 1 to 2 strands
  Rim rays, degree marks, jewel lights
- **Whipped back stitch**, 2 strands
  House rays
- **Padded satin stitch**, 2 strands
  Jewels, moons, crescent, sun
- **Split stitch**, 1 to 2 strands
  Jewel settings, moon outlines, crescent edge
- **French knot**, 2 strands, two wraps
  Gold beads

For your own stitching, gifts and handmade pieces you sell. Do not resell or share this PDF.

Birth chart wheel with sun and moon

6 inch hoop

Print at 100% (actual size). Do not scale or fit to page. Check the square below with a ruler before you trace.



1 in
25.4 mm

Check square: 1 inch (25.4 mm) on each side.
If it measures anything else, print again at 100% with scaling off.

For your own stitching, gifts and handmade pieces you sell. Do not resell or share this PDF.

Birth chart wheel with sun and moon

6 inch hoop

Mirrored. Trace this page with an iron-on transfer pen or pencil, then press it ink side down on the fabric.



1 in
25.4 mm

Check square: 1 inch (25.4 mm) on each side.
If it measures anything else, print again at 100% with scaling off.

For your own stitching, gifts and handmade pieces you sell. Do not resell or share this PDF.