Black walnut and rose bookmark

Sized for a 6 inch hoop (15 cm). The stitched design is about 2.1 × 4.5 in (5.3 × 11.4 cm).



Which color goes where.

Stitches

- **Fishbone stitch**, 2 strands
  Walnut leaves, rose leaves, sepals
- **Stem stitch**, 1 to 4 strands
  Leaf stalks, fruit stalks, twig edge, hull lining edge, nut in the hull furrows, nut in the hull ridges, rose leaf stalks, rose stem, and 4 more
- **Long and short stitch**, 1 strand
  Twig, green hull, open hull, hull lining, nut in the hull, rosebud, rose petals, petal lips, fallen nut, kernel
- **Split stitch**, 1 to 2 strands
  Hull edges, open hull edge, nut in the hull edge, rose petal edges, fallen nut edge, kernel folds, kernel edge, cut shell edge
- **French knot**, 2 strands, two wraps
  Hull tips
- **Satin stitch**, 2 strands
  Rose stem, rose hip, shell hollow, cut shell, frame, corner dots

Floss

- **DMC 3345 Dark Hunter Green** Walnut leaves (dark)
- **DMC 3347 Medium Yellow Green** Walnut leaves (light)
- **DMC 433 Medium Brown**
  Kernel edge and leaf stalks, twig and fallen nut (light) and 5 more parts
- **DMC 3346 Hunter Green** Walnut leaves (middle)
- **DMC 801 Dark Coffee Brown**
  Frame and hull lining edge, twig and fallen nut (dark) and 5 more parts
- **DMC 938 Ultra Dark Coffee Brown**
  Twig edge, shell hollow and fallen nut furrows and 7 more parts
- **DMC 435 Very Light Brown**
  Fallen nut and nut in the hull (lightest), hull lining (dark) and 5 more parts
- **DMC 470 Light Avocado Green** Open hull and green hull (light)
- **DMC 936 Very Dark Avocado Green**
  Open hull edge and hull edges, green hull and open hull (darkest)
- **DMC 469 Avocado Green** Open hull and green hull (dark)
- **DMC 472 Ultra Light Avocado Green**
  Open hull and green hull (lightest)
- **DMC 437 Light Tan** Kernel and hull lining (middle)
- **DMC 738 Very Light Tan** Hull lining and kernel (light)
- **DMC 501 Dark Blue Green** Rose stem, rose leaf stalks and rose hip
- **DMC 500 Very Dark Blue Green** Rose leaves and sepals (darker)
- **DMC 502 Blue Green** Rose leaves and sepals (lighter)
- **DMC 815 Medium Garnet**
  Rose petals and rosebud (darkest), rose petal edges (darker)
- **DMC 326 Very Dark Rose**
  Rose petals and rosebud (dark), rose petal edges (lighter)
- **DMC 3832 Medium Raspberry** Rose petals and rosebud (middle dark)
- **DMC 3833 Light Raspberry**
  Rose petals and rosebud (middle light), petal lips (dark)
- **DMC 3326 Light Rose** Rose petals and rosebud (light), petal lips (middle)
- **DMC 963 Ultra Very Light Dusty Rose**
  Petal lips (light), rose petals and rosebud (lightest)
- **DMC 3820 Dark Straw** Corner dots
- **DMC 782 Dark Topaz** Gold line

Three ways to transfer the pattern

1. **Fabric you can see through**
   Tape page 2 to a sunny window or lay it on a light box, tape the fabric over it and trace the lines with a sharp pencil or a water-soluble pen.
2. **Fabric you cannot see through**
   Lay dressmaker's carbon paper colored side down on the fabric with page 2 on top, tape the layers and trace the lines firmly with a ballpoint pen.
3. **Iron-on**
   Go over the lines of page 3, the mirrored page, with an iron-on transfer pen, lay it ink side down on the fabric and press with a dry iron.

Pages 2 and 3 are the pattern at actual size. Print them at 100% with scaling turned off.

For your own stitching, gifts and handmade pieces you sell. Do not resell or share this PDF.

Black walnut and rose bookmark

6 inch hoop

Print at 100% (actual size). Do not scale or fit to page. Check the square below with a ruler before you trace.



1 in
25.4 mm

Check square: 1 inch (25.4 mm) on each side.
If it measures anything else, print again at 100% with scaling off.

For your own stitching, gifts and handmade pieces you sell. Do not resell or share this PDF.

Black walnut and rose bookmark

6 inch hoop

Mirrored. Trace this page with an iron-on transfer pen or pencil, then press it ink side down on the fabric.



1 in
25.4 mm

Check square: 1 inch (25.4 mm) on each side.
If it measures anything else, print again at 100% with scaling off.

For your own stitching, gifts and handmade pieces you sell. Do not resell or share this PDF.