# Blackwork eight-point star tile

6 inch (15 cm) hoop, 4.9 × 4.9 in (12.4 × 12.4 cm)



Colors by number: page 2.

## What you need

A 6 inch (15 cm) hoop.

A 9 inch (23 cm) square of white or light cotton or linen.

An embroidery needle, size 9.

5 colors of floss (page 2): 2 skeins of DMC 310; one of each other color (an estimate from the drawing's lines and shapes).

A water-soluble pen, and small scissors.

## Onto the fabric

Fabric you can see through: page 3 taped to a sunny window, the fabric over it; trace.

Other fabric: dressmaker's carbon paper, colored side down, page 3 on top; trace with a ballpoint.

Iron-on pen: go over page 4, the mirrored page, and press it ink side down as the pen's packet says. The lines stay.

Then hoop it, inner ring under, tight as a drum.

## How to read it

Floss has six strands: cut 18 inches (45 cm), pull out the number named one at a time, and lay them together.

Start a filling with tiny stitches, a line with a small knot; end under stitches on the back.

Every stitch in pictures: flossfield.com/embroidery/stitches.

New to this: flossfield.com/embroidery/guides/how-to-start.

## Stitch in this order

Where a stitch page says otherwise, follow this list.

1. **Satin stitch**, 2 strands
   Petal spines, point diamonds, lozenge spines, heart star, heart, straps, corner studs



2. **Straight stitch**, 2 strands, color 1
   Petal crosses



3. **Back stitch**, color 1
   1 strand: petal net, point net, point diamond edges, lozenge net
   2 strands: heart star edge, lozenge edges, strap edges, stud edges
   3 strands: petal edges



4. **Stem stitch**, 2 strands, color 2
   Strap line



5. **French knot**
   2 strands, two wraps, color 5
   Heart knot



Take out lines that still show, press face down, finish the hoop or sew a pillow.



For your own stitching, gifts and handmade pieces you sell. Do not resell or share this PDF or copies of it.

# Blackwork eight-point star tile

**6 inch hoop**

A number is a color of the list. Fine lines show which way the stitches lie: do not stitch them.




**1** DMC 310 Black
**2** DMC 3755 Baby Blue
**3** DMC 797 Royal Blue
**4** DMC 782 Dark Topaz
**5** DMC 3820 Dark Straw



For your own stitching, gifts and handmade pieces you sell. Do not resell or share this PDF or copies of it.

# Blackwork eight-point star tile

**6 inch hoop**

Print at 100% and measure the square. Trace the black lines only. The gray ring is the hoop: fold the fabric in four and lay the folds on its ticks.
On the drawing a ring is one French knot: mark a dot.




**1 in**
25.4 mm

Not 1 inch (25.4 mm)? Print again at 100%.



For your own stitching, gifts and handmade pieces you sell. Do not resell or share this PDF or copies of it.

# Blackwork eight-point star tile

**6 inch hoop**

For an iron-on pen only. Go over the lines, press ink side down.




**1 in**
25.4 mm

Not 1 inch (25.4 mm)? Print again at 100%.



For your own stitching, gifts and handmade pieces you sell. Do not resell or share this PDF or copies of it.