Blackwork stepped diamond

6 inch (15 cm) hoop, 4 × 5 in (10.2 × 12.7 cm)



A number is a row of the list.

What you need

A 6 inch (15 cm) hoop.

A 9 inch (23 cm) square of white or light cotton or linen.

An embroidery needle, size 9.

2 skeins of DMC 3799; one of each other color (an estimate from the drawing's lines and shapes).

A water-soluble pen, and small scissors.

Onto the fabric

Fabric you can see through: page 2 taped to a sunny window, the fabric over it; trace.

Other fabric: dressmaker's carbon paper, colored side down, page 2 on top; trace with a ballpoint.

Iron-on pen: go over page 3, the mirrored page, and press it ink side down as the pen's packet says. The lines stay.

Then hoop it, inner ring under, tight as a drum.

How to read it

Floss has six strands: cut 18 inches (45 cm), pull out the number named one at a time, and lay them together.

Start a filling with tiny stitches, a line with a small knot; end under stitches on the back.

Every stitch in pictures: flossfield.com/embroidery/stitches.

New to this: flossfield.com/embroidery/guides/how-to-start.

Floss

DMC 3799 Very Dark Pewter Gray
Band edges, herringbone, lattice, boxed stars, hexagons, outer edge, star hearts, star edges and jewel edges

DMC 3809 Very Dark Turquoise
Corner blocks (middle), lattice jewels and star core, tassel heads and tassel waists (darker), band jewels (lighter)

DMC 920 Medium Copper
Channel lines, tassel skirts, hanging loop, tassel cords and loop neck bands, corner blocks (dark), band jewels and star points (darker)

DMC 783 Medium Topaz
Corner blocks (light), tassel heads, star points and tassel waists (lighter), hexagon hearts and loop neck

Stitch in this order

Where a stitch page says otherwise, follow this list.

1. **Holbein stitch**, 1 strand
   Lattice, boxed stars

2. **Straight stitch**, 2 strands
   Tassel cords



3. **Satin stitch**
   1 strand: star hearts
   2 strands: lattice jewels, corner blocks, band jewels, hexagon hearts, star points, star core, tassel heads, hanging loop, loop neck



4. **Holbein stitch**
   1 strand: herringbone, hexagons
   2 strands: jewel edges, band edges, channel lines, star edges
   3 strands: outer edge

5. **Straight stitch**
   3 strands: tassel skirts
   2 strands: tassel waists, loop neck bands



Take out lines that still show, press face down, finish the hoop or sew a pillow.

For your own stitching, gifts and handmade pieces you sell. Do not resell or share this PDF or copies of it.

Blackwork stepped diamond

6 inch hoop

Print at 100% and measure the square. Trace the black lines only. The gray ring is the hoop: fold the fabric in four and lay the folds on its ticks.



1 in
25.4 mm

Not 1 inch (25.4 mm)? Print again at 100%.

For your own stitching, gifts and handmade pieces you sell. Do not resell or share this PDF or copies of it.

Blackwork stepped diamond

6 inch hoop

For an iron-on pen only. Go over the lines, press ink side down.



1 in
25.4 mm

Not 1 inch (25.4 mm)? Print again at 100%.

For your own stitching, gifts and handmade pieces you sell. Do not resell or share this PDF or copies of it.