Ribbon bow

6 inch (15 cm) hoop, 4.5 × 4.4 in (11.4 × 11.2 cm)



Colors by number: page 2.

What you need

A 6 inch (15 cm) hoop.

A 9 inch (23 cm) square of white or light cotton or linen.

An embroidery needle, size 9.

13 colors of floss (page 2): one skein of each color (an estimate from the drawing's lines and shapes).

A water-soluble pen, and small scissors.

Onto the fabric

Fabric you can see through: page 3 taped to a sunny window, the fabric over it; trace.

Other fabric: dressmaker's carbon paper, colored side down, page 3 on top; trace with a ballpoint.

Iron-on pen: go over page 4, the mirrored page, and press it ink side down as the pen's packet says. The lines stay.

Then hoop it, inner ring under, tight as a drum.

How to read it

Floss has six strands: cut 18 inches (45 cm), pull out the number named one at a time, and lay them together.

Start a filling with tiny stitches, a line with a small knot; end under stitches on the back.

Every stitch in pictures: flossfield.com/embroidery/stitches.

New to this: flossfield.com/embroidery/guides/how-to-start.

Stitch in this order

Where a stitch page says otherwise, follow this list.

1. **Long and short stitch**
   1 strand
   Ribbon back, ribbon face, knot



Stitch in this order, continued

2. **Split stitch**
   1 strand, colors 1, 2, 3, 5, 9, 13
   Ribbon edges, fold lines, frayed silk

Take out lines that still show, press face down, finish the hoop or sew a pillow.

For your own stitching, gifts and handmade pieces you sell. Do not resell or share this PDF or copies of it.

Ribbon bow

6 inch hoop

A number is a color of the list. Fine lines show which way the stitches lie: do not stitch them.



1	DMC 677 Very Light Old Gold	**6**	DMC 3753 Ultra Very Light Antique Bl...	**11**	DMC 3752 Very Light Antique Blue
2	DMC 422 Light Hazelnut Brown	**7**	DMC 3750 Very Dark Antique Blue	**12**	DMC 3756 Ultra Very Light Baby Blue
3	DMC 676 Light Old Gold	**8**	DMC 930 Dark Antique Blue	**13**	DMC 869 Very Dark Hazelnut Brown
4	DMC 746 Off White	**9**	DMC 931 Medium Antique Blue		
5	DMC 3828 Hazelnut Brown	**10**	DMC 932 Light Antique Blue		

For your own stitching, gifts and handmade pieces you sell. Do not resell or share this PDF or copies of it.

Ribbon bow

6 inch hoop

Print at 100% and measure the square. Trace the black lines only. The gray ring is the hoop: fold the fabric in four and lay the folds on its ticks.

On the drawing a broken line inside a shape is where two shades meet: trace it, do not stitch it.



1 in
25.4 mm

Not 1 inch (25.4 mm)? Print again at 100%.

For your own stitching, gifts and handmade pieces you sell. Do not resell or share this PDF or copies of it.

Ribbon bow

6 inch hoop

For an iron-on pen only. Go over the lines, press ink side down.



1 in
25.4 mm

Not 1 inch (25.4 mm)? Print again at 100%.

For your own stitching, gifts and handmade pieces you sell. Do not resell or share this PDF or copies of it.