Large sturdy slab serif letters, letter A

6 inch (15 cm) hoop, letter 3.6 in (9.1 cm) tall, 3.4 × 3.6 in (8.6 × 9.1 cm)

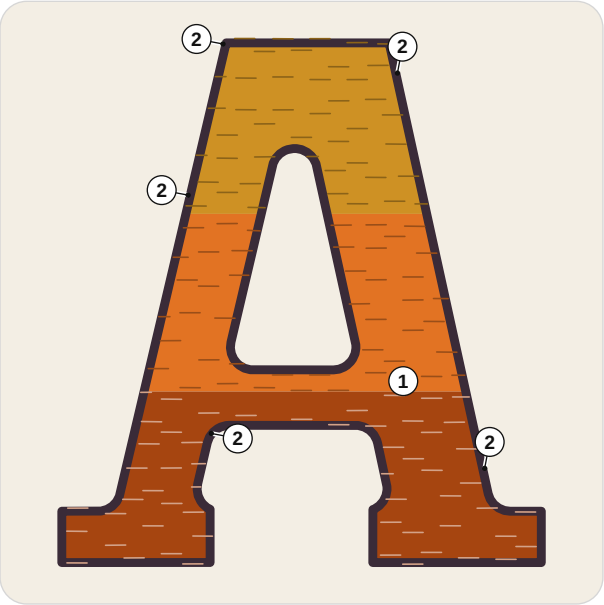

A number is a row of the list.

Floss

- **DMC 783 Medium Topaz**
  Top band
- **DMC 922 Light Copper**
  Middle band
- **DMC 919 Red Copper**
  Lower band
- **DMC 3371 Black Brown**
  Outline

What you need

A 6 inch (15 cm) hoop.

A 9 inch (23 cm) square of white or light cotton or linen.

Embroidery needles, size 7, and size 5 for 4 strands.

One skein of each color (an estimate from the drawing's lines and shapes).

A water-soluble pen, and small scissors.

Onto the fabric

Fabric you can see through: page 2 taped to a sunny window, the fabric over it; trace.

Other fabric: dressmaker's carbon paper, colored side down, page 2 on top; trace with a ballpoint.

Iron-on pen: go over page 3, the mirrored page, and press it ink side down as the pen's packet says. The lines stay.

Then hoop it, inner ring under, tight as a drum.

How to read it

Floss has six strands: cut 18 inches (45 cm), pull out the number named one at a time, and lay them together.

Start a filling with tiny stitches, a line with a small knot; end under stitches on the back.

Every stitch in pictures: flossfield.com/embroidery/stitches.

New to this: flossfield.com/embroidery/guides/how-to-start.

Stitch in this order

Where a stitch page says otherwise, follow this list.

1. **Brick stitch**, 4 strands
   Top band, middle band, lower band



Stitch in this order, continued

2. **Chain stitch**, 3 strands
   Outline

Take out lines that still show, press face down, finish the hoop or sew a pillow.

For your own stitching, gifts and handmade pieces you sell. Do not resell or share this PDF or copies of it.

Large sturdy slab serif letters, letter A

Letter 3.6 in, 6 inch hoop

Print at 100% and measure the square. Trace the black lines only. The gray ring is the hoop: fold the fabric in four and lay the folds on its ticks.



1 in
25.4 mm

Not 1 inch (25.4 mm)? Print again at 100%.

For your own stitching, gifts and handmade pieces you sell. Do not resell or share this PDF or copies of it.

Large sturdy slab serif letters, letter A

Letter 3.6 in, 6 inch hoop

For an iron-on pen only. Go over the lines, press ink side down.



1 in
25.4 mm

Not 1 inch (25.4 mm)? Print again at 100%.

For your own stitching, gifts and handmade pieces you sell. Do not resell or share this PDF or copies of it.