Candlestick telephone phone case panel

Sized for a 6 inch hoop (15 cm). The stitched design is about 2.7 × 4.8 in (6.9 × 12.2 cm).



Which color goes where: by number on page 2.
Fabric: indigo cotton or linen.

Stitch in this order

Filled parts from the back of the picture forward, then lines.

1. **Satin stitch**, 2 strands
   Heart leaves, furled buds, vines, column rings, receiver foot, twisted cord, throat, turned rim
2. **Fishbone stitch**, 2 strands
   Bud cups, sepals
3. **Long and short stitch**, 1 strand
   Half open flower, base, column, receiver, flower tube, flower back, morning glory, star rays
4. **Padded satin stitch**, 2 strands
   Base rim, column rings, hook, receiver cap, receiver rim, knuckle, mouthpiece cup
5. **Stem stitch**, strands by part on page 2
   Frame, leaf veins, leaf stalks, flower seams
6. **Split stitch**, 1 strand
   Flower edge, brass edges, flower creases

Floss

- **1 DMC 783 Medium Topaz**
  Frame (darker), column, receiver and base (middle), base rim (dark) and 8 more parts
- **2 DMC 3822 Light Straw**
  Frame (lighter), receiver, column, base, base rim and hook (light) and 8 more parts
- **3 DMC 522 Fern Green**
  Vines and bud cups (darker), heart leaves (middle) and 3 more parts
- **4 DMC 524 Very Light Fern Green**
  Heart leaves and twisted cord (light), vines, bud cups, leaf veins and sepals (lighter)
- **5 DMC 520 Dark Fern Green**
  Heart leaves (dark), leaf veins (darker)
- **6 DMC 34 Dark Fuchsia** Furled buds (dark)
- **7 DMC 3836 Light Grape** Furled buds (middle)
- **8 DMC 3747 Very Light Blue Violet**
  Flower edge and turned rim, star rays (darker), flower tube (light) and 3 more parts
- **9 DMC 340 Medium Blue Violet**
  Half open flower, morning glory and flower tube (middle)
- **10 DMC 333 Very Dark Blue Violet**
  Flower back and flower creases, morning glory (darkest) and 2 more parts
- **11 DMC 155 Medium Dark Blue Violet**
  Morning glory, flower tube and half open flower (dark)
- **12 DMC 712 Cream**
  Morning glory, hook and mouthpiece cup (lightest), star rays (lighter) and 4 more parts
- **13 DMC 780 Ultra Very Dark Topaz**
  Brass edges, receiver, base and column (dark), base rim (darkest) and 7 more parts

Stitches, continued

7. **Straight stitch**, 2 strands
   Stamens

Three ways onto dark fabric

1. **Light shines through it**
   Lay page 3 on a bright light box, tape the fabric over it and trace the lines with a white marking pencil or pen.
2. **No light shines through**
   Print page 3 on a sticky wash-away sheet, smooth it onto fabric that can be washed, stitch through both and rinse it away.
3. **White or yellow carbon paper**
   Lay it colored side down on the fabric with page 3 on top, tape the layers and trace firmly with a ballpoint pen. Go over a faint line with a white pencil.

Page 3 is the pattern at actual size (page 4 is its mirror, for an iron-on pen on a light fabric). Print it at 100% with scaling turned off. Then put the fabric in the hoop: inner ring under, drawing up, tight as a drum.

For your own stitching, gifts and handmade pieces you sell. Do not resell or share this PDF or copies of it.

Candlestick telephone phone case panel

6 inch hoop

How to read it

Floss is six strands. Cut 18 inches (45 cm), pull out the number given one at a time, and lay them together.

Inside a filled shape start with two or three tiny stitches, which the filling covers. Start a line with a small knot on the back. End each thread by running the needle under the backs of a few stitches.

A fine broken line inside a shape is where two shades meet: trace it, do not stitch it.

A number on the picture is a color of the list of floss on page 1. The fine lines on the colors show which way the stitches lie.

Every stitch in pictures: flossfield.com/embroidery/stitches. The first time: flossfield.com/embroidery/guides/how-to-start.

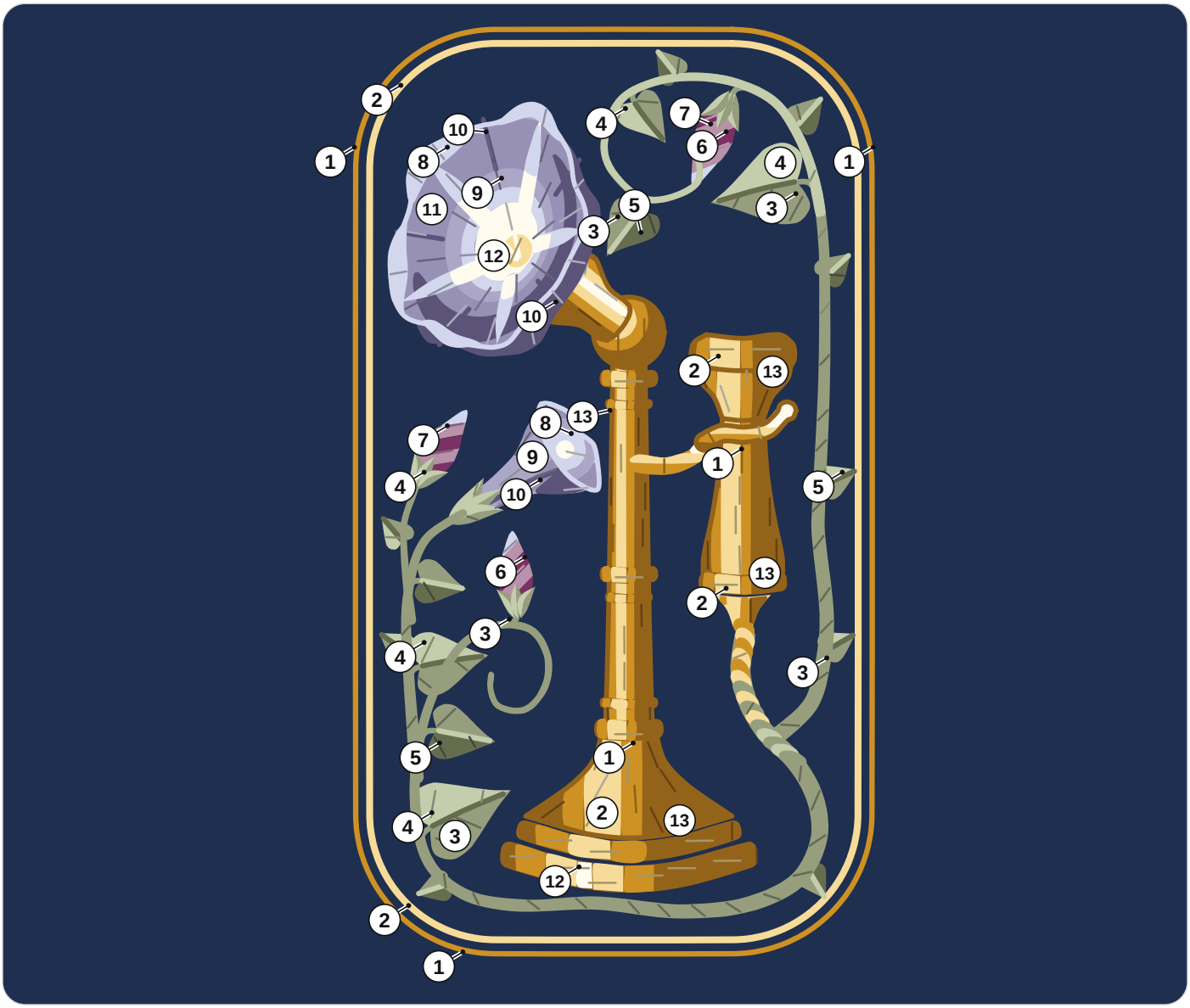

1 DMC 783 Medium Topaz
2 DMC 3822 Light Straw
3 DMC 522 Fern Green
4 DMC 524 Very Light Fern Green
5 DMC 520 Dark Fern Green
6 DMC 34 Dark Fuchsia
7 DMC 3836 Light Grape
8 DMC 3747 Very Light Blue Violet
9 DMC 340 Medium Blue Violet
10 DMC 333 Very Dark Blue Violet
11 DMC 155 Medium Dark Blue Violet
12 DMC 712 Cream
13 DMC 780 Ultra Very Dark Topaz

How many strands

Stem stitch. 1 or 3 strands: frame; 2 strands: leaf stalks; 1 strand: leaf veins, flower seams.

For your own stitching, gifts and handmade pieces you sell. Do not resell or share this PDF or copies of it.

Candlestick telephone phone case panel

6 inch hoop

Print at 100% and check the square below with a ruler. Fold the fabric in four: the folds meet the four ticks of the ring.



1 in
25.4 mm

Check square: 1 inch (25.4 mm) on each side.
If it measures anything else, print again at 100% with scaling off.

For your own stitching, gifts and handmade pieces you sell. Do not resell or share this PDF or copies of it.

Candlestick telephone phone case panel

6 inch hoop

Mirrored. Trace this page with an iron-on transfer pen or pencil, then press it ink side down on the fabric.



1 in
25.4 mm

Check square: 1 inch (25.4 mm) on each side.
If it measures anything else, print again at 100% with scaling off.

For your own stitching, gifts and handmade pieces you sell. Do not resell or share this PDF or copies of it.