Carpenter’s star block

6 inch (15 cm) hoop, 3.4 × 4 in (8.6 × 10.2 cm)



Colors by number: page 2.
Fabric: sage green cotton or linen.

What you need

A 6 inch (15 cm) hoop.

A 9 inch (23 cm) square of sage green cotton or linen.

An embroidery needle, size 9.

12 colors of floss (page 2): one skein of each color (an estimate from the drawing’s lines and shapes).

A water-soluble pen, and small scissors.

Onto the fabric

Fabric you can see through: page 3 taped to a sunny window, the fabric over it; trace.

Other fabric: dressmaker’s carbon paper, colored side down, page 3 on top; trace with a ballpoint.

Iron-on pen: go over page 4, the mirrored page, and press it ink side down as the pen’s packet says. The lines stay.

Then hoop it, inner ring under, tight as a drum.

How to read it

Floss has six strands: cut 18 inches (45 cm), pull out the number named one at a time, and lay them together.

Start a filling with tiny stitches, a line with a small knot; end under stitches on the back.

Every stitch in pictures: flossfield.com/embroidery/stitches.

New to this: flossfield.com/embroidery/guides/how-to-start.

Stitch in this order

Where a stitch page says otherwise, follow this list.

1. **Long and short stitch**
   1 strand
   Inner star, dark halves, light halves, star tips, frame, corner fans, wood shaving



2. **Satin stitch**, 2 strands, color 2
   Knots in the wood



Stitch in this order, continued

3. **Stem stitch**, 2 strands, color 1
   Stringing

4. **Split stitch**, colors 2, 11
   2 strands: fan edges
   1 strand: shaving edges

Take out lines that still show, press face down, finish the hoop or sew a pillow.

For your own stitching, gifts and handmade pieces you sell. Do not resell or share this PDF or copies of it.

Carpenter’s star block

6 inch hoop

A number is a color of the list. Fine lines show which way the stitches lie: do not stitch them.



1	DMC 738 Very Light Tan	5	DMC 400 Dark Mahogany	9	DMC 422 Light Hazelnut Brown
2	DMC 938 Ultra Dark Coffee Brown	6	DMC 801 Dark Coffee Brown	10	DMC 3776 Light Mahogany
3	DMC 3828 Hazelnut Brown	7	DMC 420 Dark Hazelnut Brown	11	DMC 435 Very Light Brown
4	DMC 301 Medium Mahogany	8	DMC 739 Ultra Very Light Tan	12	DMC 437 Light Tan

For your own stitching, gifts and handmade pieces you sell. Do not resell or share this PDF or copies of it.

Carpenter’s star block

6 inch hoop

Print at 100% and measure the square. Trace the black lines only. The gray ring is the hoop: fold the fabric in four and lay the folds on its ticks.



1 in
25.4 mm

Not 1 inch (25.4 mm)? Print again at 100%.

For your own stitching, gifts and handmade pieces you sell. Do not resell or share this PDF or copies of it.

Carpenter’s star block

6 inch hoop

For an iron-on pen only. Go over the lines, press ink side down.



1 in
25.4 mm

Not 1 inch (25.4 mm)? Print again at 100%.

For your own stitching, gifts and handmade pieces you sell. Do not resell or share this PDF or copies of it.