Celtic knot corner

6 inch (15 cm) hoop, 3.6 × 3.6 in (9.1 × 9.1 cm)



Colors.

What you need

A 6 inch (15 cm) hoop.

A 9 inch (23 cm) square of white or light cotton or linen.

An embroidery needle, size 7.

One skein of each color (an estimate from the drawing's lines and shapes).

A water-soluble pen, and small scissors.

Onto the fabric

Fabric you can see through: page 2 taped to a sunny window, the fabric over it; trace.

Other fabric: dressmaker's carbon paper, colored side down, page 2 on top; trace with a ballpoint.

Iron-on pen: go over page 3, the mirrored page, and press it ink side down as the pen's packet says. The lines stay.

Then hoop it, inner ring under, tight as a drum.

How to read it

Floss has six strands: cut 18 inches (45 cm), pull out the number named one at a time, and lay them together.

The back is seen: no knots. Start with tiny stitches; end around the backs of four or five stitches.

Every stitch in pictures: flossfield.com/embroidery/stitches.

New to this: flossfield.com/embroidery/guides/how-to-start.

Floss

DMC 986 Very Dark Forest Green
First cord

DMC 3852 Very Dark Straw
Second cord

Stitch in this order

Where a stitch page says otherwise, follow this list.

1. **Stem stitch**, 2 or 3 strands
   First cord, second cord

Take out lines that still show, press face down, finish the hoop.

For your own stitching, gifts and handmade pieces you sell. Do not resell or share this PDF or copies of it.

Celtic knot corner

6 inch hoop

Print at 100% and measure the square. Trace the black lines only. Lay the two broken lines along the two hems of a corner: the arms lie a quarter inch (6 mm) inside them. The gray ring is the hoop.

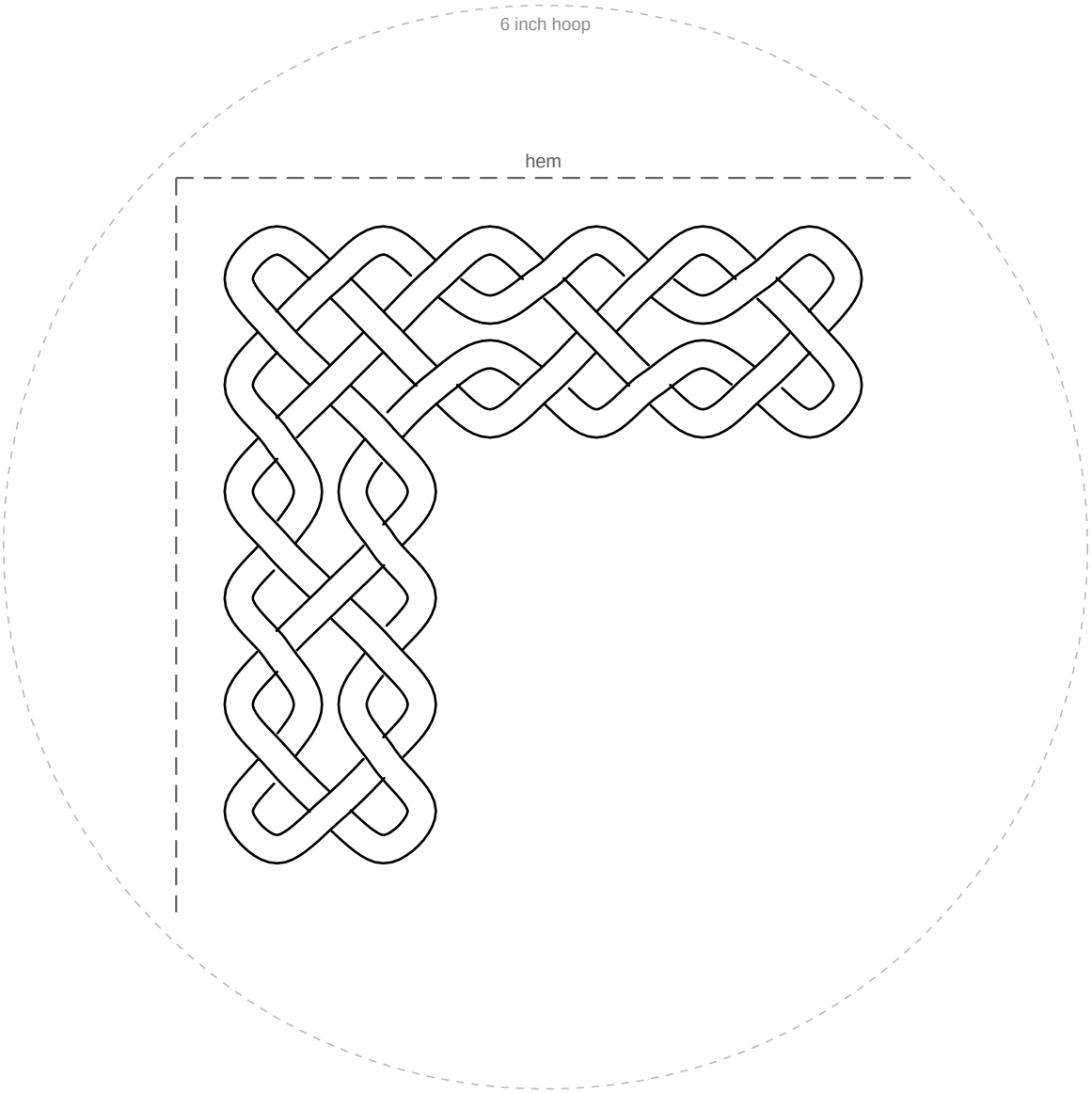

1 in
25.4 mm

Not 1 inch (25.4 mm)? Print again at 100%.

For your own stitching, gifts and handmade pieces you sell. Do not resell or share this PDF or copies of it.

Celtic knot corner

6 inch hoop

For an iron-on pen only. Go over the lines, press ink side down.

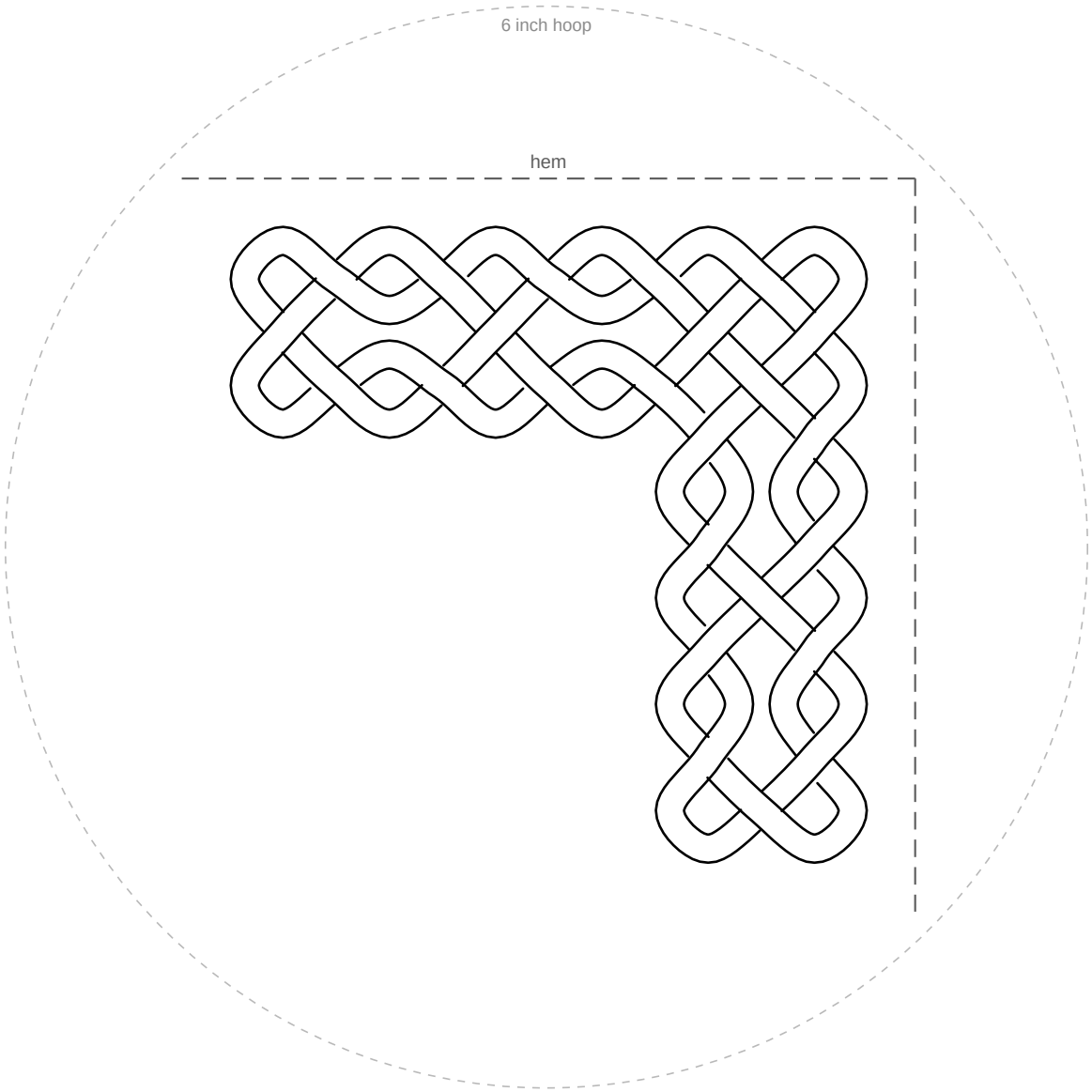

1 in
25.4 mm

Not 1 inch (25.4 mm)? Print again at 100%.

For your own stitching, gifts and handmade pieces you sell. Do not resell or share this PDF or copies of it.