Celtic knot shamrock in gold

Sized for a 6 inch hoop (15 cm). The stitched design is about 4.7 × 4.7 in (11.9 × 11.9 cm).



Which color goes where.

Floss

- **DMC 563 Light Jade**
  Jade trellis (darker), jade knots
- **DMC 3817 Light Celadon Green**
  Jade trellis (lighter)
- **DMC 498 Dark Red**
  Garnet drops
- **DMC 3820 Dark Straw**
  Drop settings (lighter)
- **DMC 780 Ultra Very Dark Topaz**
  Ring cord and drop settings (darker)
- **DMC 3821 Straw**
  Shamrock cord (lighter), gold knots
- **DMC 782 Dark Topaz**
  Shamrock cord (darker)
- **DMC 729 Medium Old Gold**
  Ring cord (lighter)

Stitches

- **Trellis stitch**, 2 strands
  Jade trellis
- **Padded satin stitch**, 2 strands
  Garnet drops
- **Couching**, 4 to 6 strands
  Drop settings, shamrock cord, ring cord
- **French knot**, 2 strands, two wraps
  Gold knots, jade knots

Three ways to transfer the pattern

1. **Fabric you can see through**
   Tape page 2 to a sunny window or lay it on a light box, tape the fabric over it and trace the lines with a sharp pencil or a water-soluble pen.
2. **Fabric you cannot see through**
   Lay dressmaker’s carbon paper colored side down on the fabric with page 2 on top, tape the layers and trace the lines firmly with a ballpoint pen.
3. **Iron-on**
   Go over the lines of page 3, the mirrored page, with an iron-on transfer pen, lay it ink side down on the fabric and press with a dry iron.

Pages 2 and 3 are the pattern at actual size. Print them at 100% with scaling turned off.

For your own stitching, gifts and handmade pieces you sell. Do not resell or share this PDF or copies of it.

Celtic knot shamrock in gold

6 inch hoop

Print at 100% (actual size). Do not scale or fit to page. Check the square below with a ruler before you trace.



1 in
25.4 mm

Check square: 1 inch (25.4 mm) on each side.
If it measures anything else, print again at 100% with scaling off.

For your own stitching, gifts and handmade pieces you sell. Do not resell or share this PDF or copies of it.

Celtic knot shamrock in gold

6 inch hoop

Mirrored. Trace this page with an iron-on transfer pen or pencil, then press it ink side down on the fabric.



1 in
25.4 mm

Check square: 1 inch (25.4 mm) on each side.
If it measures anything else, print again at 100% with scaling off.

For your own stitching, gifts and handmade pieces you sell. Do not resell or share this PDF or copies of it.