Celtic knot neckline

Sized for a 6 inch hoop (15 cm). The stitched design is about 3.9 × 4.1 in (9.9 × 10.4 cm).

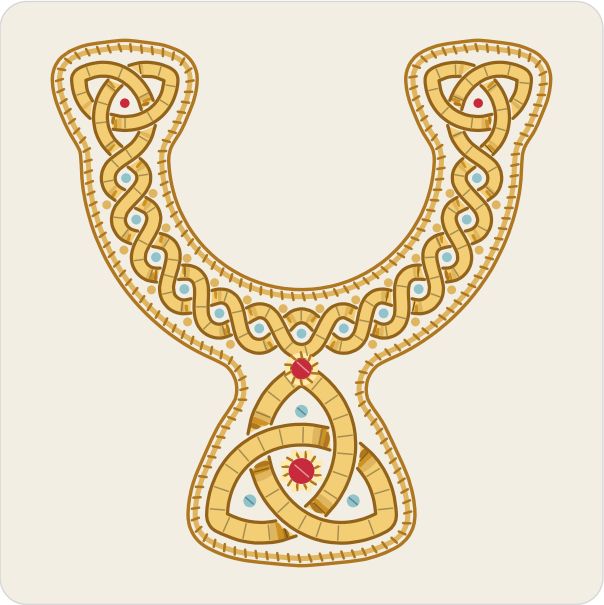

Which color goes where.

Three ways to transfer the pattern

1. **Fabric you can see through**
   Tape page 2 to a sunny window or lay it on a light box, tape the fabric over it and trace the lines with a sharp pencil or a water-soluble pen.
2. **Fabric you cannot see through**
   Lay dressmaker's carbon paper colored side down on the fabric with page 2 on top, tape the layers and trace the lines firmly with a ballpoint pen.
3. **Iron-on**
   Go over the lines of page 3, the mirrored page, with an iron-on transfer pen, lay it ink side down on the fabric and press with a dry iron.

Pages 2 and 3 are the pattern at actual size. Print them at 100% with scaling turned off.

Floss

- **DMC 3820 Dark Straw**
  Neck edge cord (lighter), plait and pendant knot (light), gold grains
- **DMC 782 Dark Topaz**
  Outer row, neck edge cord and jewel rims (darker), pendant knot and plait (darkest)
- **DMC 3821 Straw**
  Plait and pendant knot (lightest)
- **DMC 783 Medium Topaz**
  Plait and pendant knot (dark)
- **DMC 780 Ultra Very Dark Topaz**
  Plait edges and pendant knot edges
- **DMC 321 Red**
  Jewels and shoulder beads
- **DMC 745 Light Pale Yellow**
  Jewel rims (lighter), seed beads
- **DMC 598 Light Turquoise**
  Turquoise beads and turquoise cabochons

Stitches

- **Couching**, 4 to 6 strands
  Neck edge cord, jewel rims
- **Split stitch**, 2 to 3 strands
  Outer row, plait edges, pendant knot edges
- **Satin stitch**, 2 strands
  Plait, pendant knot
- **Padded satin stitch**, 2 strands
  Jewels, turquoise cabochons
- **French knot**, 1 to 2 strands, two wraps
  Seed beads, gold grains, turquoise beads, shoulder beads

For your own stitching, gifts and handmade pieces you sell. Do not resell or share this PDF.

Celtic knot neckline

6 inch hoop

Print at 100% (actual size). Do not scale or fit to page. Check the square below with a ruler before you trace.

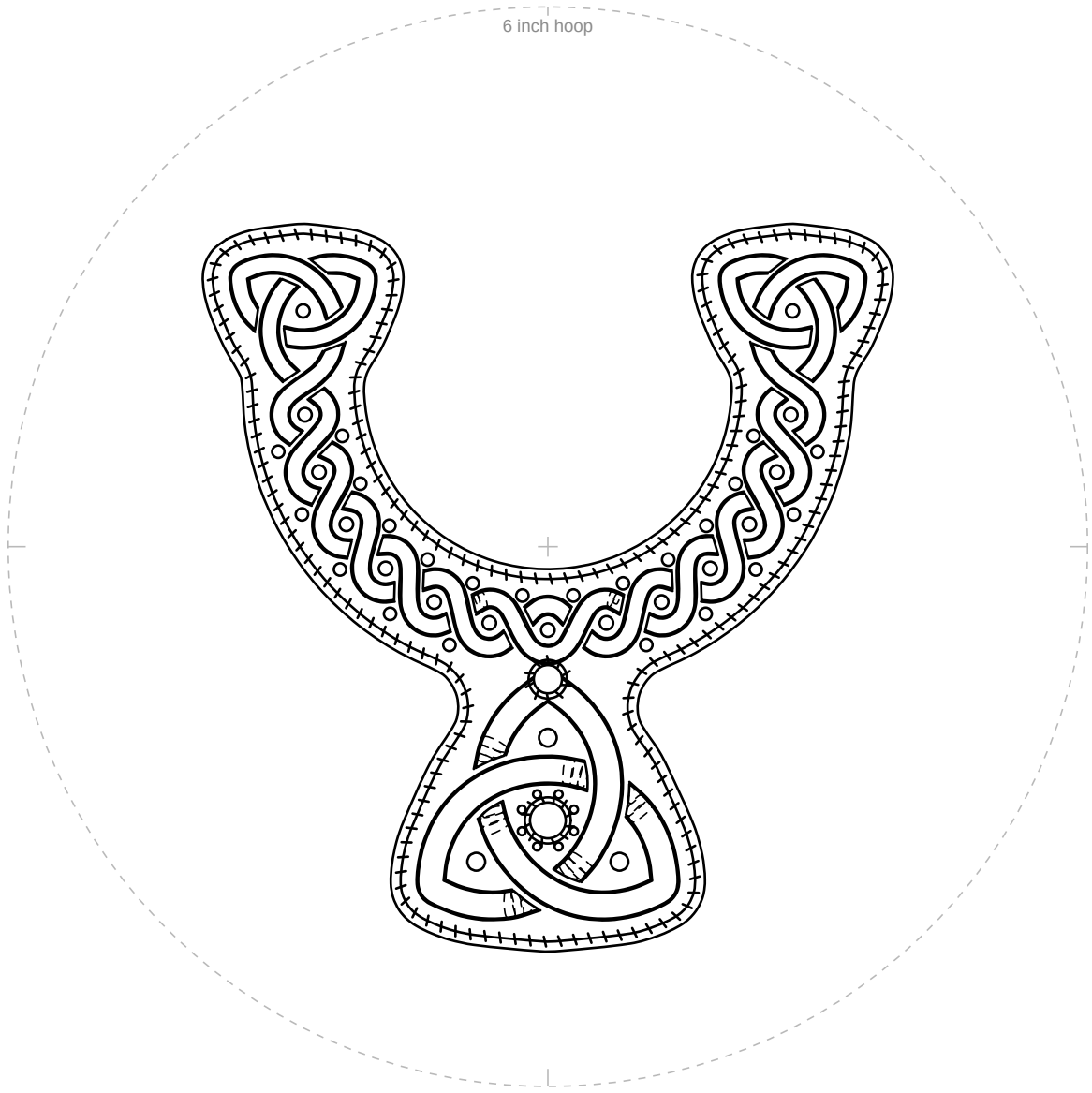

1 in
25.4 mm

Check square: 1 inch (25.4 mm) on each side.
If it measures anything else, print again at 100% with scaling off.

For your own stitching, gifts and handmade pieces you sell. Do not resell or share this PDF.

Celtic knot neckline

6 inch hoop

Mirrored. Trace this page with an iron-on transfer pen or pencil, then press it ink side down on the fabric.

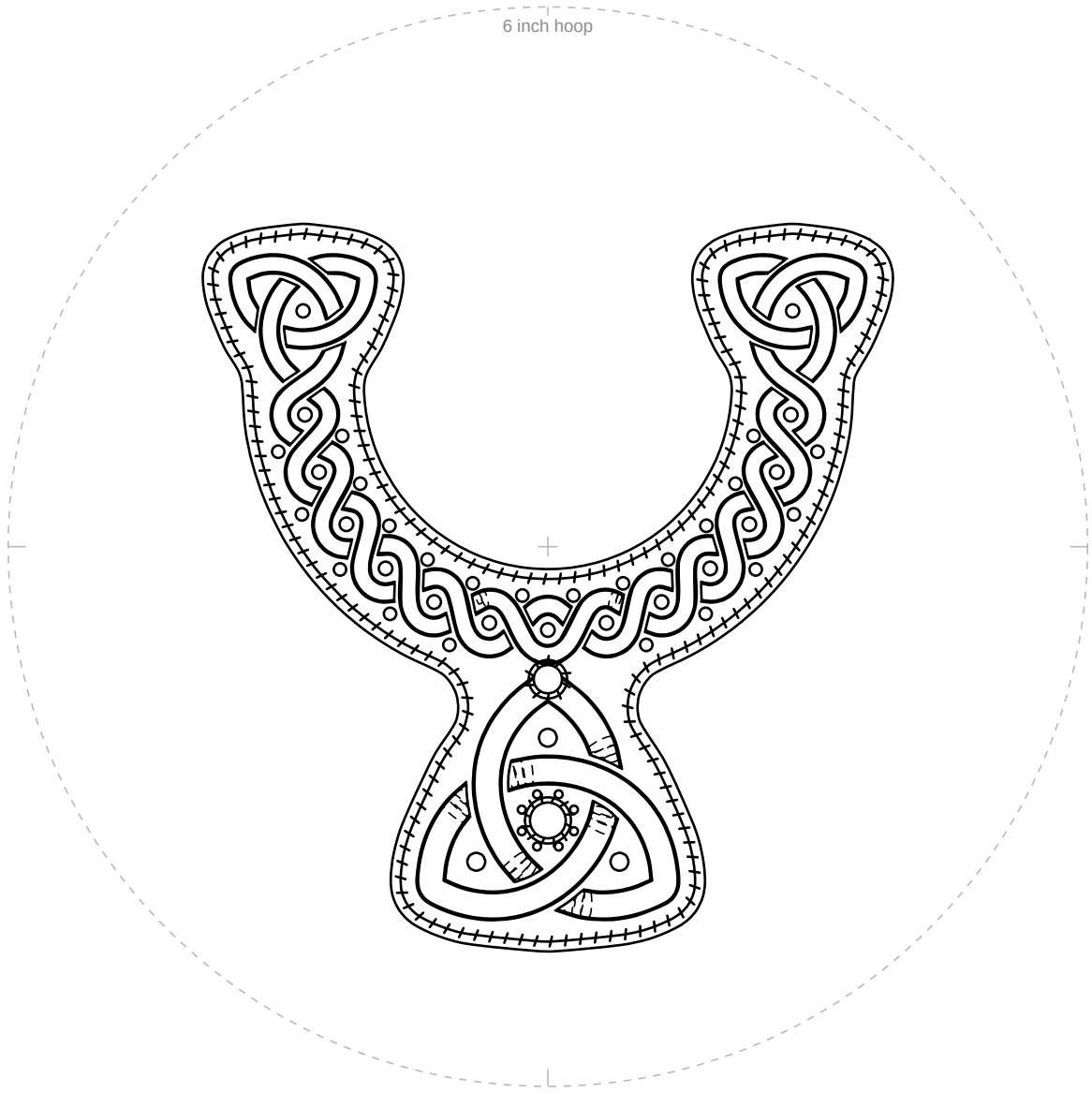

1 in
25.4 mm

Check square: 1 inch (25.4 mm) on each side.
If it measures anything else, print again at 100% with scaling off.

For your own stitching, gifts and handmade pieces you sell. Do not resell or share this PDF.