Chicken scratch star on gingham

Sized for a 6 inch hoop (15 cm). The stitched design is about 4.9 × 4.9 in (12.4 × 12.4 cm).



Which color goes where.

Three ways to transfer the pattern

1. **Fabric you can see through**
   Tape page 2 to a sunny window or lay it on a light box, tape the fabric over it and trace the lines with a sharp pencil or a water-soluble pen.
2. **Fabric you cannot see through**
   Lay dressmaker's carbon paper colored side down on the fabric with page 2 on top, tape the layers and trace the lines firmly with a ballpoint pen.
3. **Iron-on**
   Go over the lines of page 3, the mirrored page, with an iron-on transfer pen, lay it ink side down on the fabric and press with a dry iron.

Pages 2 and 3 are the pattern at actual size. Print them at 100% with scaling turned off.

Floss

- **DMC BLANC White**
  Scallops, white squares, white double crosses, star outline, white loops and star seams
- **DMC 334 Medium Baby Blue**
  Blue squares
- **DMC 797 Royal Blue**
  Star (lighter), edge knots
- **DMC 336 Navy Blue**
  Star (darker), rim and flower centers
- **DMC 321 Red**
  Hearts, red flowers and star center

Stitches

- **Satin stitch**, 2 strands
  White squares, blue squares, star, red flowers
- **Back stitch**, 2 strands
  Star seams
- **Stem stitch**, 2 to 4 strands
  Star outline, rim
- **Star stitch**, 3 strands
  White double crosses
- **Lazy daisy stitch**, 3 strands
  White loops
- **Straight stitch**, 2 strands
  White loops
- **Padded satin stitch**, 2 strands
  Star center, hearts, flower centers
- **Buttonhole stitch**, 2 strands
  Scallops
- **French knot**, 3 strands, two wraps
  Edge knots

For your own stitching, gifts and handmade pieces you sell. Do not resell or share this PDF.

Chicken scratch star on gingham

6 inch hoop

Print at 100% (actual size). Do not scale or fit to page. Check the square below with a ruler before you trace.



1 in
25.4 mm

Check square: 1 inch (25.4 mm) on each side.
If it measures anything else, print again at 100% with scaling off.

For your own stitching, gifts and handmade pieces you sell. Do not resell or share this PDF.

Chicken scratch star on gingham

6 inch hoop

Mirrored. Trace this page with an iron-on transfer pen or pencil, then press it ink side down on the fabric.



1 in
25.4 mm

Check square: 1 inch (25.4 mm) on each side.
If it measures anything else, print again at 100% with scaling off.

For your own stitching, gifts and handmade pieces you sell. Do not resell or share this PDF.