Christmas cactus on a snowy windowsill

Sized for a 6 inch hoop (15 cm). The stitched design is about 3.5 × 4.1 in (8.9 × 10.4 cm).



Which color goes where.

Stitches

- **Long and short stitch**, 1 strand
  Sky, far snow, snow drift, robin belly, robin back, robin breast, buds, flower tubes, petals, pot
- **Satin stitch**, 2 strands
  Fir trees, robin tail, bar snow, window bars, frame, sill, sill front, soil, stems, buds, pot rim
- **Straight stitch**, 1 to 2 strands
  Tree snow, robin legs, robin beak, robin eye, stamens, snowflakes
- **French knot**, 1 to 2 strands, two wraps
  Falling snow, robin eye, anthers, pistil tips
- **Split stitch**, 1 strand
  Frame edge, stem edges, stem veins, petal edges, pot edge
- **Stem stitch**, 1 strand
  Frame edge, pistils

In a 6 inch hoop the French knots are drawn smaller than about 2 mm (a little over 1/16 in). Use one strand of floss for them there, or choose a larger hoop.

Floss

- **DMC 931 Medium Antique Blue** Sky (dark), pot (light)
- **DMC 930 Dark Antique Blue** Sky (darkest)
- **DMC 932 Light Antique Blue** Sky (light)
- **DMC 3752 Very Light Antique Blue**
  Sky (lightest), far snow (darker), snow drift (dark)
- **DMC 3753 Ultra Very Light Antique Blue**
  Snow drift (middle), far snow (lighter), robin belly (darker)
- **DMC 500 Very Dark Blue Green**
  Stem edges, stem veins and fir trees (darker)
- **DMC BLANC White**
  Snow drift (light), robin belly (lighter), stamens and bar snow and 4 more parts
- **DMC 501 Dark Blue Green** Fir trees (lighter)
- **DMC 838 Very Dark Beige Brown**
  Soil, robin tail, robin legs and robin beak, robin back (darker)
- **DMC 3862 Dark Mocha Beige**
  Frame edge (darker), robin back (lighter)
- **DMC 920 Medium Copper** Robin breast
- **DMC 823 Dark Navy Blue**
  Pot (dark), pot edge, robin eye (darker)
- **DMC 712 Cream** Frame, window bars and sill
- **DMC 738 Very Light Tan** Sill front, frame edge (lighter)
- **DMC 3347 Medium Yellow Green** Stems (middle)
- **DMC 3346 Hunter Green**
  Stems (dark), stem veins (lighter)
- **DMC 471 Very Light Avocado Green** Stems (light)
- **DMC 3608 Very Light Plum**
  Petals and buds (middle), flower tubes (dark)
- **DMC 3607 Light Plum**
  Petals and buds (dark), petal edges (lighter)
- **DMC 3609 Ultra Light Plum**
  Petals and buds (light), flower tubes (middle)
- **DMC 819 Light Baby Pink**
  Flower tubes (light), buds and petals (lightest)
- **DMC 917 Medium Plum**
  Petal edges (darker), petals and buds (darkest), pistils and pistil tips
- **DMC 743 Medium Yellow** Anthers
- **DMC 312 Very Dark Baby Blue** Pot (middle), pot rim

Three ways to transfer the pattern

1. **Fabric you can see through**
   Tape page 2 to a sunny window or lay it on a light box, tape the fabric over it and trace the lines with a sharp pencil or a water-soluble pen.
2. **Fabric you cannot see through**
   Lay dressmaker's carbon paper colored side down on the fabric with page 2 on top, tape the layers and trace the lines firmly with a ballpoint pen.
3. **Iron-on**
   Go over the lines of page 3, the mirrored page, with an iron-on transfer pen, lay it ink side down on the fabric and press with a dry iron.

Pages 2 and 3 are the pattern at actual size. Print them at 100% with scaling turned off.

For your own stitching, gifts and handmade pieces you sell. Do not resell or share this PDF or copies of it.

Christmas cactus on a snowy windowsill

6 inch hoop

Print at 100% (actual size). Do not scale or fit to page. Check the square below with a ruler before you trace.



1 in
25.4 mm

Check square: 1 inch (25.4 mm) on each side.
If it measures anything else, print again at 100% with scaling off.

For your own stitching, gifts and handmade pieces you sell. Do not resell or share this PDF or copies of it.

Christmas cactus on a snowy windowsill

6 inch hoop

Mirrored. Trace this page with an iron-on transfer pen or pencil, then press it ink side down on the fabric.



1 in
25.4 mm

Check square: 1 inch (25.4 mm) on each side.
If it measures anything else, print again at 100% with scaling off.

For your own stitching, gifts and handmade pieces you sell. Do not resell or share this PDF or copies of it.