Clay tennis court by the sea at sunset

Sized for a 6 inch hoop (15 cm). The stitched design is about 4.7 × 4.7 in (11.9 × 11.9 cm).



Which color goes where: by number on page 2.

Stitch in this order

Filled parts from the back of the picture forward, then lines and knots.

1. **Long and short stitch**, 1 strand
   Sky, clouds, sun, bay, headland, bank, clay border, court, pine trunks, pine crowns, cypresses, shrubs, net shadow, terrace, leaves
2. **Satin stitch**, 2 strands
   Light on the water, wall, court lines, net tape, net posts, ball shadow, court line in shadow, terrace edge, bench shadow, bench, and 3 more
3. **Trellis stitch**, 1 strand
   Net, racket strings
4. **Padded satin stitch**, 2 strands
   Ball
5. **Back stitch**, 1 strand
   Ball seam
6. **Stem stitch**, strands by part on page 2
   Frame, stems
7. **Split stitch**, 1 strand
   Paving joints

Floss

- **1 DMC 3825 Pale Pumpkin**
  Sky (middle), court (light), terrace (darker)
- **2 DMC 352 Light Coral** Sky (dark), clouds (middle)
- **3 DMC 3855 Light Autumn Gold** Sky (light), racket frame
- **4 DMC 3041 Medium Antique Violet**
  Bench shadow and paving joints, wall (darker), clouds (dark) and 2 more parts
- **5 DMC 745 Light Pale Yellow**
  Terrace and wall (lighter), terrace edge, sun (darker) and 2 more parts
- **6 DMC 3865 Winter White**
  Court lines, racket strings, net tape and ball seam, sun (lighter)
- **7 DMC 597 Turquoise** Bay (middle)
- **8 DMC 3808 Ultra Very Dark Turquoise** Bay (dark)
- **9 DMC 598 Light Turquoise** Bay (light)
- **10 DMC 327 Dark Violet**
  Ball shadow and racket grip, headland (darker)
- **11 DMC 934 Black Avocado Green**
  Bank (darker), pine crowns, shrubs, leaves and bench (dark), net and 2 more parts
- **12 DMC 3362 Dark Pine Green**
  Bank (lighter), shrubs, pine crowns, leaves and cypresses (middle), stems
- **13 DMC 3830 Terra Cotta** Clay border (lighter), court (dark)
- **14 DMC 355 Dark Terra Cotta**
  Clay border and pine trunks (darker), frame and net shadow
- **15 DMC 3776 Light Mahogany** Court (middle), pine trunks (lighter)
- **16 DMC 3364 Pine Green**
  Shrubs, pine crowns, cypresses and leaves (light)
- **17 DMC 907 Light Parrot Green** Ball
- **18 DMC 562 Medium Jade** Bench (middle)
- **19 DMC 563 Light Jade** Bench (light)
- **20 DMC 917 Medium Plum** Bougainvillea (dark)
- **21 DMC 3607 Light Plum** Bougainvillea (middle)
- **22 DMC 3608 Very Light Plum** Bougainvillea (light)

Stitches, continued

8. **French knot**, 2 strands, two wraps
   Bougainvillea

Three ways to transfer the pattern

1. **Fabric you can see through**
   Tape page 3 to a sunny window or lay it on a light box, tape the fabric over it and trace the lines with a sharp pencil or a water-soluble pen.
2. **Fabric you cannot see through**
   Lay dressmaker's carbon paper colored side down on the fabric with page 3 on top, tape the layers and trace the lines firmly with a ballpoint pen.
3. **Iron-on: the lines stay**
   Go over the lines of page 4, the mirrored page, with an iron-on transfer pen, lay it ink side down on the fabric and press with a dry iron, as the pen's packet says.

Pages 3 and 4 are the pattern at actual size. Print them at 100% with scaling turned off. Then put the fabric in the hoop: inner ring under, drawing up, tight as a drum.

For your own stitching, gifts and handmade pieces you sell. Do not resell or share this PDF or copies of it.

Clay tennis court by the sea at sunset

6 inch hoop

How to read it

Floss is six strands. Cut 18 inches (45 cm), pull out the number given one at a time, and lay them together.

Inside a filled shape start with two or three tiny stitches, which the filling covers. Start a line with a small knot on the back. End each thread by running the needle under the backs of a few stitches.

Each small ring is one French knot. A fine broken line inside a shape is where two shades meet: trace it, do not stitch it.

A number on the picture is a color of the list of floss on page 1. The fine lines on the colors show which way the stitches lie.

Every stitch in pictures: flossfield.com/embroidery/stitches. The first time: flossfield.com/embroidery/guides/how-to-start.



1	DMC 3825 Pale Pumpkin	9	DMC 598 Light Turquoise	17	DMC 907 Light Parrot Green
2	DMC 352 Light Coral	10	DMC 327 Dark Violet	18	DMC 562 Medium Jade
3	DMC 3855 Light Autumn Gold	11	DMC 934 Black Avocado Green	19	DMC 563 Light Jade
4	DMC 3041 Medium Antique Violet	12	DMC 3362 Dark Pine Green	20	DMC 917 Medium Plum
5	DMC 745 Light Pale Yellow	13	DMC 3830 Terra Cotta	21	DMC 3607 Light Plum
6	DMC 3865 Winter White	14	DMC 355 Dark Terra Cotta	22	DMC 3608 Very Light Plum
7	DMC 597 Turquoise	15	DMC 3776 Light Mahogany		
8	DMC 3808 Ultra Very Dark Turquoise	16	DMC 3364 Pine Green		

How many strands

Stem stitch. 3 strands: frame; 2 strands: stems.

For your own stitching, gifts and handmade pieces you sell. Do not resell or share this PDF or copies of it.

Clay tennis court by the sea at sunset

6 inch hoop

Print at 100% and check the square below with a ruler. Fold the fabric in four: the folds meet the four ticks of the ring.



1 in
25.4 mm

Check square: 1 inch (25.4 mm) on each side.
If it measures anything else, print again at 100% with scaling off.

For your own stitching, gifts and handmade pieces you sell. Do not resell or share this PDF or copies of it.

Clay tennis court by the sea at sunset

6 inch hoop

Mirrored. Trace this page with an iron-on transfer pen or pencil, then press it ink side down on the fabric.

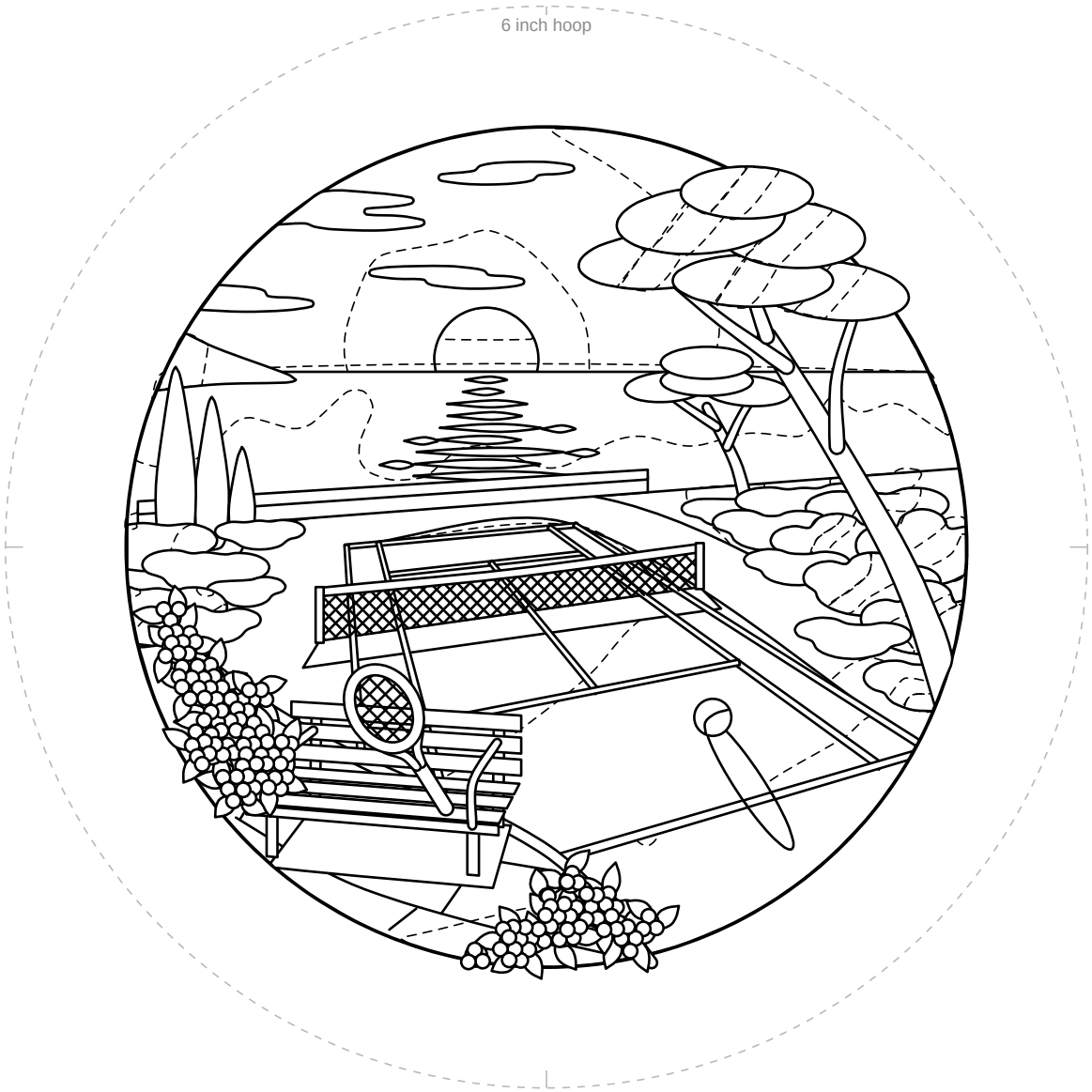

1 in
25.4 mm

Check square: 1 inch (25.4 mm) on each side.
If it measures anything else, print again at 100% with scaling off.

For your own stitching, gifts and handmade pieces you sell. Do not resell or share this PDF or copies of it.