Couture style floral spray

Sized for a 6 inch hoop (15 cm). The stitched design is about 4.2 × 4.5 in (10.7 × 11.4 cm).



Which color goes where: by number on page 2.
Fabric: pale pink cotton or linen.

Stitch in this order

Filled parts from the back of the picture forward, then lines and knots.

1. **Satin stitch**, 2 strands
   Bud cups, ribbon folds
2. **Long and short stitch**, 1 strand
   Ribbon petals, inner ribbon petals, garnet heart, drifting petals
3. **Chain stitch**, 1 strand
   Leaves, small blooms, chain petals
4. **Straight stitch**, 3 to 4 strands
   Bugle beads
5. **Split stitch**, 1 strand
   Ribbon edges
6. **French knot**
   strands by part on page 2, two wraps
   Bead stems, pearls, bloom hearts

In a 6 inch hoop the French knots are drawn smaller than about 2 mm (a little over 1/16 in). Use one strand of floss for them there, or choose a larger hoop.

Floss

- **1 DMC 413 Dark Pewter Gray**
  Ribbon edges (light), leaves (dark), bead stems and 5 more parts
- **2 DMC 414 Dark Steel Gray**
  Ribbon petals (shade 4 of 11), leaves (middle) and 5 more parts
- **3 DMC 318 Light Steel Gray**
  Ribbon petals (shade 5 of 11), chain petals (shade 3 of 9) and 5 more parts
- **4 DMC 3865 Winter White**
  Chain petals (shade 9 of 9), small blooms (lightest), pearls and 2 more parts
- **5 DMC 225 Ultra Very Light Shell Pink**
  Small blooms and ribbon folds (light), chain petals (shade 8 of 9) and 2 more parts
- **6 DMC 778 Very Light Antique Mauve**
  Ribbon petals (shade 7 of 11), small blooms (middle dark) and 4 more parts
- **7 DMC 3726 Dark Antique Mauve**
  Ribbon petals (shade 3 of 11), inner ribbon petals (shade 3 of 8) and 3 more parts
- **8 DMC 415 Pearl Gray**
  Chain petals (shade 7 of 9), small blooms (middle light) and 4 more parts
- **9 DMC 3802 Very Dark Antique Mauve**
  Ribbon edges (dark), ribbon petals (shade 1 of 11) and 2 more parts
- **10 DMC 453 Light Shell Gray**
  Ribbon petals (shade 8 of 11), chain petals (shade 6 of 9) and 2 more parts
- **11 DMC 452 Medium Shell Gray**
  Ribbon petals (shade 6 of 11), ribbon edges (lightest) and 2 more parts
- **12 DMC 814 Dark Garnet**
  Garnet heart (darker), ribbon edges (darkest)
- **13 DMC 498 Dark Red** Garnet heart (lighter)

Three ways to transfer the pattern

1. **Fabric you can see through**
   Tape page 3 to a sunny window or lay it on a light box, tape the fabric over it and trace the lines with a sharp pencil or a water-soluble pen.
2. **Fabric you cannot see through**
   Lay dressmaker's carbon paper colored side down on the fabric with page 3 on top, tape the layers and trace the lines firmly with a ballpoint pen.
3. **Iron-on: the lines stay**
   Go over the lines of page 4, the mirrored page, with an iron-on transfer pen, lay it ink side down on the fabric and press with a dry iron, as the pen's packet says.

Pages 3 and 4 are the pattern at actual size. Print them at 100% with scaling turned off. Then put the fabric in the hoop: inner ring under, drawing up, tight as a drum.

For your own stitching, gifts and handmade pieces you sell. Do not resell or share this PDF or copies of it.

Couture style floral spray

6 inch hoop

How to read it

Floss is six strands. Cut 18 inches (45 cm), pull out the number given one at a time, and lay them together.

Begin with no knot on the back where it is seen and washed, as on a towel, a napkin or clothes; for a piece in a hoop a small knot is fine. End each thread by whipping it around the backs of four or five stitches, with one small hitch.

Each small ring is one French knot. A fine broken line inside a shape is where two shades meet: trace it, do not stitch it.

A number on the picture is a color of the list of floss on page 1. The fine lines on the colors show which way the stitches lie.

Every stitch in pictures: flossfield.com/embroidery/stitches. The first time: flossfield.com/embroidery/guides/how-to-start.



1 DMC 413 Dark Pewter Gray
2 DMC 414 Dark Steel Gray
3 DMC 318 Light Steel Gray
4 DMC 3865 Winter White
5 DMC 225 Ultra Very Light Shell Pink
6 DMC 778 Very Light Antique Mauve
7 DMC 3726 Dark Antique Mauve
8 DMC 415 Pearl Gray
9 DMC 3802 Very Dark Antique Mauve
10 DMC 453 Light Shell Gray
11 DMC 452 Medium Shell Gray
12 DMC 814 Dark Garnet
13 DMC 498 Dark Red

How many strands

French knot. 2 strands: pearls, bloom hearts; 1 strand: bead stems.

For your own stitching, gifts and handmade pieces you sell. Do not resell or share this PDF or copies of it.

Couture style floral spray

6 inch hoop

Print at 100% and check the square below with a ruler. Fold the fabric in four: the folds meet the four ticks of the ring.



1 in
25.4 mm

Check square: 1 inch (25.4 mm) on each side.
If it measures anything else, print again at 100% with scaling off.

For your own stitching, gifts and handmade pieces you sell. Do not resell or share this PDF or copies of it.

Couture style floral spray

6 inch hoop

Mirrored. Trace this page with an iron-on transfer pen or pencil, then press it ink side down on the fabric.



1 in
25.4 mm

Check square: 1 inch (25.4 mm) on each side.
If it measures anything else, print again at 100% with scaling off.

For your own stitching, gifts and handmade pieces you sell. Do not resell or share this PDF or copies of it.