Crab in a scalloped ring

6 inch (15 cm) hoop, 4.7 × 4.7 in (11.9 × 11.9 cm)



A number is a row of the list.

Floss

- **DMC 597 Turquoise**
  Scalloped ring and knots in the scallops
- **DMC 922 Light Copper**
  Legs, arms, claws and eye stalks
- **DMC 355 Dark Terra Cotta**
  Shell
- **DMC 336 Navy Blue**
  Eyes

What you need

A 6 inch (15 cm) hoop.

A 9 inch (23 cm) square of white or light cotton or linen.

An embroidery needle, size 9.

One skein of each color (an estimate from the drawing's lines and shapes).

A water-soluble pen, and small scissors.

Onto the fabric

Fabric you can see through: page 2 taped to a sunny window, the fabric over it; trace.

Other fabric: dressmaker's carbon paper, colored side down, page 2 on top; trace with a ballpoint.

Iron-on pen: go over page 3, the mirrored page, and press it ink side down as the pen's packet says. The lines stay.

Then hoop it, inner ring under, tight as a drum.

How to read it

Floss has six strands: cut 18 inches (45 cm), pull out the number named one at a time, and lay them together.

Start a filling with tiny stitches, a line with a small knot; end under stitches on the back.

Every stitch in pictures: flossfield.com/embroidery/stitches.

New to this: flossfield.com/embroidery/guides/how-to-start.

Stitch in this order

Where a stitch page says otherwise, follow this list.

1. **Satin stitch**, 2 strands
   Legs, arms, inner halves of the claws, eye stalks



2. **Long and short stitch**
   1 or 2 strands
   Outer halves of the claws, shell



Stitch in this order, continued

3. **Stem stitch**, 2 or 3 strands
   Scalloped ring

4. **French knot**
   2 strands, two wraps
   Knots in the scallops, eyes



Take out lines that still show, press face down, finish the hoop.

For your own stitching, gifts and handmade pieces you sell. Do not resell or share this PDF or copies of it.

Crab in a scalloped ring

6 inch hoop

Print at 100% and measure the square. Trace the black lines only. The gray ring is the hoop: fold the fabric in four and lay the folds on its ticks.
On the drawing a ring is one French knot: mark a dot.



1 in
25.4 mm

Not 1 inch (25.4 mm)? Print again at 100%.

For your own stitching, gifts and handmade pieces you sell. Do not resell or share this PDF or copies of it.

Crab in a scalloped ring

6 inch hoop

For an iron-on pen only. Go over the lines, press ink side down.



1 in
25.4 mm

Not 1 inch (25.4 mm)? Print again at 100%.

For your own stitching, gifts and handmade pieces you sell. Do not resell or share this PDF or copies of it.