Crossed anchors folk border

Sized for a 6 inch hoop (15 cm). The stitched design is about 5 × 2.1 in (12.7 × 5.3 cm).



Which color goes where.

Three ways to transfer the pattern

1. **Fabric you can see through**
   Tape page 2 to a sunny window or lay it on a light box, tape the fabric over it and trace the lines with a sharp pencil or a water-soluble pen.
2. **Fabric you cannot see through**
   Lay dressmaker's carbon paper colored side down on the fabric with page 2 on top, tape the layers and trace the lines firmly with a ballpoint pen.
3. **Iron-on**
   Go over the lines of page 3, the mirrored page, with an iron-on transfer pen, lay it ink side down on the fabric and press with a dry iron.

Pages 2 and 3 are the pattern at actual size. Print them at 100% with scaling turned off.

Floss

- **DMC 3848 Medium Teal Green**
  Leaves, vines, border and sprigs
- **DMC 3820 Dark Straw**
  Border knots, anchor rings, heart edge, tulip hearts and bud hearts and 4 more parts
- **DMC 712 Cream**
  Anchors, end anchors, gulls and heart sprig
- **DMC 666 Bright Red**
  Heart, tulip petals, bud petals and top bud
- **DMC 3838 Dark Lavender Blue**
  Tulip cups, gull wings, foot drop and gull eyes

Stitches

- **Chain stitch**, 3 strands
  Border
- **French knot**, 2 strands, two wraps
  Border knots, end anchor rings, gull eyes, anchor stock knobs
- **Fishbone stitch**, 2 strands
  Leaves
- **Stem stitch**, 2 to 3 strands
  Sprigs, heart edge
- **Satin stitch**, 2 strands
  End anchors, vines, tulip hearts, tulip petals, tulip cups, gulls, gull wings, gull bills, bud hearts, bud petals, anchor rings, anchors, and 3 more
- **Straight stitch**, 2 strands
  Gull legs, heart sprig
- **Lazy daisy stitch**, 2 strands
  Heart sprig

For your own stitching, gifts and handmade pieces you sell. Do not resell or share this PDF or copies of it.

Crossed anchors folk border

6 inch hoop

Print at 100% (actual size). Do not scale or fit to page. Check the square below with a ruler before you trace.

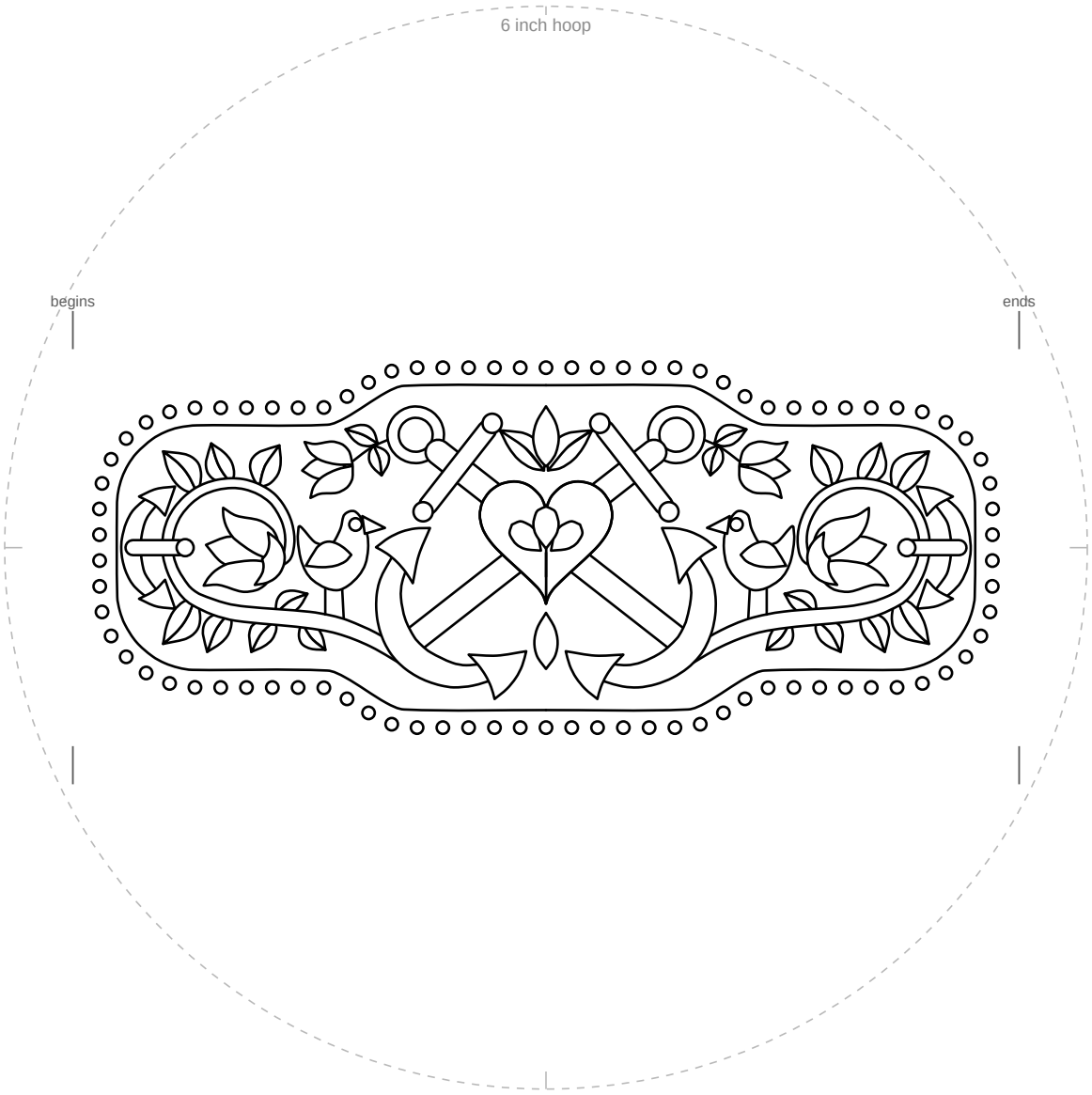

1 in
25.4 mm

For a longer border, trace it again with the mark “begins” on the mark “ends”.

Check square: 1 inch (25.4 mm) on each side.
If it measures anything else, print again at 100% with scaling off.

For your own stitching, gifts and handmade pieces you sell. Do not resell or share this PDF or copies of it.

Crossed anchors folk border

6 inch hoop

Mirrored. Trace this page with an iron-on transfer pen or pencil, then press it ink side down on the fabric.

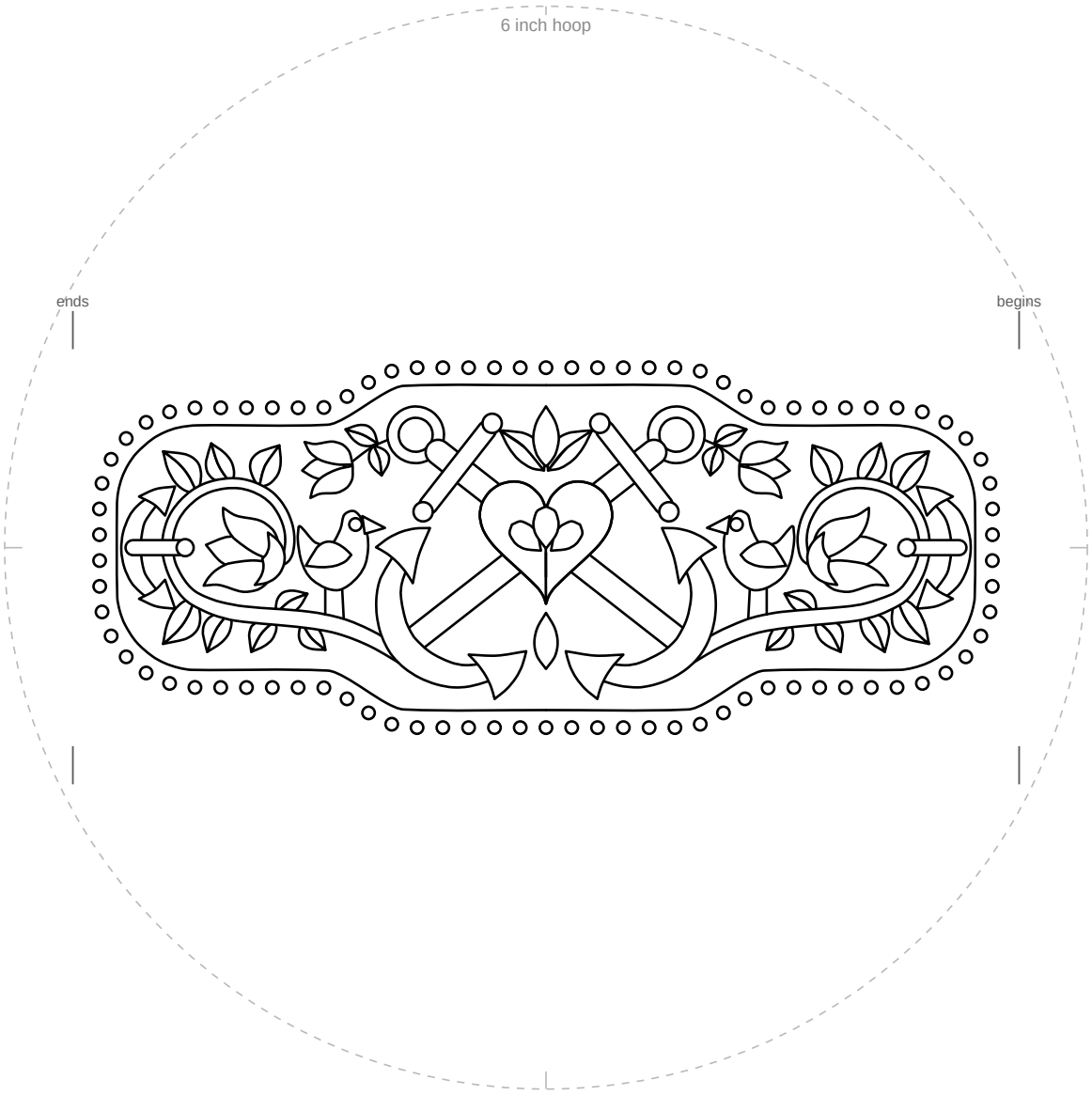

1 in
25.4 mm

For a longer border, trace it again with the mark “begins” on the mark “ends”.

Check square: 1 inch (25.4 mm) on each side.
If it measures anything else, print again at 100% with scaling off.

For your own stitching, gifts and handmade pieces you sell. Do not resell or share this PDF or copies of it.