# Cute little angler fish

Sized for a 6 inch hoop (15 cm). The stitched design is about 4.4 × 4.2 in (11.2 × 10.7 cm).



Which color goes where.

## Stitches

- **Stem stitch**, 2 to 3 strands
  Seaweed, lip
- **Fishbone stitch**, 2 strands
  Seaweed
- **Long and short stitch**, 1 strand
  Pebbles, tail, fins, body, jaw, baby body
- **Satin stitch**, 2 strands
  Starfish, spots, mouth, teeth, eyes, eye lights, cheeks, lure stalk, lamp, lure root, lamp cap
- **Split stitch**, 1 to 3 strands
  Fin edges, fin rays, outlines, mouth, eyes, bubbles
- **French knot**, 1 strand, two wraps
  Starfish dots, eye lights
- **Straight stitch**, 1 to 3 strands
  Rays, bubbles
- **Padded satin stitch**, 2 strands
  Lamp

## Floss

- **DMC 992 Light Aquamarine** Seaweed (middle)
- **DMC 991 Dark Aquamarine** Seaweed (dark)
- **DMC 993 Very Light Aquamarine** Seaweed (light)
- **DMC 208 Very Dark Lavender**
  Body, pebbles, jaw and outlines (dark), lure root, lure stalk (shade 1 of 7)
- **DMC 3837 Ultra Dark Lavender**
  Body and pebbles (darkest), spots
- **DMC 209 Dark Lavender**
  Body (middle dark), jaw and outlines (middle), pebbles (light) and 1 more part
- **DMC 210 Medium Lavender**
  Body (middle light), jaw (light), pebbles (lightest) and 2 more parts
- **DMC 3833 Light Raspberry**
  Tail and fins (light), cheeks and starfish
- **DMC 3832 Medium Raspberry**
  Fin edges, fins and tail (dark)
- **DMC 3708 Light Melon**
  Fins and tail (lightest), starfish dots
- **DMC 3831 Dark Raspberry**
  Fin rays, fins and tail (darkest)
- **DMC 211 Light Lavender**
  Body (light), lure stalk (shade 7 of 7), lip
- **DMC 3823 Ultra Pale Yellow**
  Body and baby body (lightest), lamp (light)
- **DMC 154 Very Dark Grape** Eyes and mouth
- **DMC 3865 Winter White**
  Teeth and eye lights, bubbles (darker)
- **DMC 727 Very Light Topaz**
  Lamp (middle), rays (lighter)
- **DMC 743 Medium Yellow** Lamp (dark), rays (darker)
- **DMC 598 Light Turquoise**
  Baby body (middle), lure stalk (shade 6 of 7)
- **DMC 3810 Dark Turquoise**
  Baby body (darkest), lure stalk (shade 2 of 7)
- **DMC 597 Turquoise**
  Baby body (dark), outlines (light), lure stalk (shade 4 of 7)
- **DMC 747 Very Light Sky Blue**
  Baby body (light), bubbles (lighter)

## Three ways to transfer the pattern

1. **Fabric you can see through**
   Tape page 2 to a sunny window or lay it on a light box, tape the fabric over it and trace the lines with a sharp pencil or a water-soluble pen.
2. **Fabric you cannot see through**
   Lay dressmaker's carbon paper colored side down on the fabric with page 2 on top, tape the layers and trace the lines firmly with a ballpoint pen.
3. **Iron-on**
   Go over the lines of page 3, the mirrored page, with an iron-on transfer pen, lay it ink side down on the fabric and press with a dry iron.

Pages 2 and 3 are the pattern at actual size. Print them at 100% with scaling turned off.



For your own stitching, gifts and handmade pieces you sell. Do not resell or share this PDF.

# Cute little angler fish

**6 inch hoop**

Print at 100% (actual size). Do not scale or fit to page. Check the square below with a ruler before you trace.




**1 in**
25.4 mm

Check square: 1 inch (25.4 mm) on each side.
If it measures anything else, print again at 100% with scaling off.



For your own stitching, gifts and handmade pieces you sell. Do not resell or share this PDF.

# Cute little angler fish

**6 inch hoop**

Mirrored. Trace this page with an iron-on transfer pen or pencil, then press it ink side down on the fabric.




**1 in**
25.4 mm

Check square: 1 inch (25.4 mm) on each side.
If it measures anything else, print again at 100% with scaling off.



For your own stitching, gifts and handmade pieces you sell. Do not resell or share this PDF.