Cutwork sampler of edges and bars

Sized for a 6 inch hoop (15 cm). The stitched design is about 4.9 × 4.9 in (12.4 × 12.4 cm).



Which color goes where.

Three ways to transfer the pattern

1. **Fabric you can see through**
   Tape page 2 to a sunny window or lay it on a light box, tape the fabric over it and trace the lines with a sharp pencil or a water-soluble pen.
2. **Fabric you cannot see through**
   Lay dressmaker's carbon paper colored side down on the fabric with page 2 on top, tape the layers and trace the lines firmly with a ballpoint pen.
3. **Iron-on**
   Go over the lines of page 3, the mirrored page, with an iron-on transfer pen, lay it ink side down on the fabric and press with a dry iron.

Pages 2 and 3 are the pattern at actual size. Print them at 100% with scaling turned off.

Floss

- **DMC 712 Cream**
  Frame, scallops, corner grounds, bars, sprig leaves, big rosette and web rings
- **DMC 503 Medium Blue Green**
  Tulip leaves, sprig stems and tulip stems
- **DMC 504 Very Light Blue Green**
  Leaf crosses and leaf veins
- **DMC 352 Light Coral**
  Small flowers, tulips (lighter)
- **DMC 350 Medium Coral**
  Tulips (darker)
- **DMC 351 Coral**
  Hearts, rosette heart and corner diamonds
- **DMC 3821 Straw**
  Gold knots and wheel hearts
- **DMC 738 Very Light Tan**
  Roundel edges, window edges and scallop line

Stitches

- **Satin stitch**, 2 strands
  Bars, tulip stems, tulip leaves, tulips, sprig stems, sprig leaves, hearts, web rings, wheel hearts, corner grounds, leaf crosses, and 6 more
- **Stem stitch**, 1 to 2 strands
  Leaf veins, scallop line, window edges
- **Buttonhole stitch**, 1 strand
  Roundel edges
- **French knot**, 2 strands, two wraps
  Gold knots

For your own stitching, gifts and handmade pieces you sell. Do not resell or share this PDF.

Cutwork sampler of edges and bars

6 inch hoop

Print at 100% (actual size). Do not scale or fit to page. Check the square below with a ruler before you trace.



1 in
25.4 mm

Check square: 1 inch (25.4 mm) on each side.
If it measures anything else, print again at 100% with scaling off.

For your own stitching, gifts and handmade pieces you sell. Do not resell or share this PDF.

Cutwork sampler of edges and bars

6 inch hoop

Mirrored. Trace this page with an iron-on transfer pen or pencil, then press it ink side down on the fabric.



1 in
25.4 mm

Check square: 1 inch (25.4 mm) on each side.
If it measures anything else, print again at 100% with scaling off.

For your own stitching, gifts and handmade pieces you sell. Do not resell or share this PDF.