Flower dancer in a hibiscus skirt

Sized for a 6 inch hoop (15 cm). The stitched design is about 4.5 × 4.5 in (11.4 × 11.4 cm).



Which color goes where.

Stitches

- **Satin stitch**, 2 strands
  Stem, bud cups, hands, waist sepals, ear, hair knot, sash
- **Stem stitch**, 1 to 3 strands
  Tendrils, leaves, bud folds, hands
- **Fishbone stitch**, 2 strands
  Leaves, bodice
- **Long and short stitch**, 1 to 2 strands
  Buds, skirt petals, arms, back, hair
- **Split stitch**, 1 to 2 strands
  Petal veins, hair shine
- **Bullion knot**, 3 strands
  Skirt edges, sash knot
- **French knot**, 2 strands, two wraps
  Earring, sash knots, sash tips
- **Straight stitch**, 2 strands
  Sash filaments, sash tips

Floss

- **DMC 3362 Dark Pine Green**
  Stem, waist sepals, bodice and bud cups (darker), leaves (middle)
- **DMC 3363 Medium Pine Green**
  Waist sepals and bud cups (lighter), tendrils
- **DMC 3364 Pine Green** Bodice (lighter), leaves (light)
- **DMC 934 Black Avocado Green** Leaves (dark)
- **DMC 351 Coral**
  Skirt petals (shade 5 of 7), skirt edges (lighter), buds (light)
- **DMC 498 Dark Red** Buds (darkest)
- **DMC 349 Dark Coral** Buds (dark), sash tips (darker)
- **DMC 352 Light Coral**
  Skirt petals (shade 6 of 7), buds (lightest)
- **DMC 814 Dark Garnet**
  Skirt petals (shade 1 of 7), petal veins (darker), bud folds
- **DMC 815 Medium Garnet**
  Skirt petals (shade 2 of 7), petal veins (lighter)
- **DMC 347 Very Dark Salmon**
  Skirt petals (shade 3 of 7), skirt edges (darker)
- **DMC 350 Medium Coral** Skirt petals (shade 4 of 7)
- **DMC 3824 Light Apricot** Skirt petals (shade 7 of 7)
- **DMC 433 Medium Brown**
  Arms and back (light), hands and ear
- **DMC 898 Very Dark Coffee Brown**
  Back and arms (darkest)
- **DMC 801 Dark Coffee Brown** Back and arms (dark)
- **DMC 435 Very Light Brown**
  Arms and back (lightest)
- **DMC 310 Black** Hair (darker), hair knot
- **DMC 3799 Very Dark Pewter Gray** Hair (lighter)
- **DMC 317 Pewter Gray** Hair shine
- **DMC 783 Medium Topaz**
  Sash, sash knots and earring
- **DMC 3822 Light Straw**
  Sash filaments and sash knot, sash tips (lighter)

Three ways to transfer the pattern

1. **Fabric you can see through**
   Tape page 2 to a sunny window or lay it on a light box, tape the fabric over it and trace the lines with a sharp pencil or a water-soluble pen.
2. **Fabric you cannot see through**
   Lay dressmaker's carbon paper colored side down on the fabric with page 2 on top, tape the layers and trace the lines firmly with a ballpoint pen.
3. **Iron-on**
   Go over the lines of page 3, the mirrored page, with an iron-on transfer pen, lay it ink side down on the fabric and press with a dry iron.

Pages 2 and 3 are the pattern at actual size. Print them at 100% with scaling turned off.

For your own stitching, gifts and handmade pieces you sell. Do not resell or share this PDF.

Flower dancer in a hibiscus skirt

6 inch hoop

Print at 100% (actual size). Do not scale or fit to page. Check the square below with a ruler before you trace.



1 in
25.4 mm

Check square: 1 inch (25.4 mm) on each side.
If it measures anything else, print again at 100% with scaling off.

For your own stitching, gifts and handmade pieces you sell. Do not resell or share this PDF.

Flower dancer in a hibiscus skirt

6 inch hoop

Mirrored. Trace this page with an iron-on transfer pen or pencil, then press it ink side down on the fabric.



1 in
25.4 mm

Check square: 1 inch (25.4 mm) on each side.
If it measures anything else, print again at 100% with scaling off.

For your own stitching, gifts and handmade pieces you sell. Do not resell or share this PDF.