Round dandelion doily motif

Sized for a 6 inch hoop (15 cm). The stitched design is about 4.8 × 4.8 in (12.2 × 12.2 cm).



Which color goes where.

Three ways to transfer the pattern

1. **Fabric you can see through**
   Tape page 2 to a sunny window or lay it on a light box, tape the fabric over it and trace the lines with a sharp pencil or a water-soluble pen.
2. **Fabric you cannot see through**
   Lay dressmaker's carbon paper colored side down on the fabric with page 2 on top, tape the layers and trace the lines firmly with a ballpoint pen.
3. **Iron-on**
   Go over the lines of page 3, the mirrored page, with an iron-on transfer pen, lay it ink side down on the fabric and press with a dry iron.

Pages 2 and 3 are the pattern at actual size. Print them at 100% with scaling turned off.

Floss

- **DMC 3346 Hunter Green**
  Leaves and bud cups (darker), sepals, clock stems, flower stems and bud stems
- **DMC 3347 Medium Yellow Green**
  Leaves and bud cups (lighter), leaf stalks
- **DMC 3348 Light Yellow Green**
  Leaf midribs
- **DMC 783 Medium Topaz**
  Bloom shadow, valley knots and bloom hearts
- **DMC 744 Pale Yellow**
  Outer petals
- **DMC 742 Light Tangerine**
  Middle petals, rosette petals and bud petals
- **DMC 741 Medium Tangerine**
  Inner petals and rosette heart
- **DMC 793 Medium Cornflower Blue**
  Inner scallops, clock spokes and inner clock fans
- **DMC 3807 Cornflower Blue**
  Clock fans and flying seed tufts
- **DMC 3011 Dark Khaki Green**
  Clock hearts and flying seeds
- **DMC 792 Dark Cornflower Blue**
  Scalloped edge

Stitches

- **Satin stitch**, 1 to 2 strands
  Leaves, sepals, bloom shadow, outer petals, middle petals, inner petals, bud petals, bud cups, rosette petals
- **Stem stitch**, 1 to 2 strands
  Leaf stalks, leaf midribs, flower stems, clock stems, bud stems
- **French knot**, 1 to 2 strands, two wraps
  Bloom hearts, clock hearts, rosette heart, valley knots
- **Straight stitch**, 1 to 3 strands
  Clock spokes, clock fans, inner clock fans, flying seeds, flying seed tufts
- **Split stitch**, 3 strands
  Scalloped edge
- **Back stitch**, 1 strand
  Inner scallops

For your own stitching, gifts and handmade pieces you sell. Do not resell or share this PDF or copies of it.

Round dandelion doily motif

6 inch hoop

Print at 100% (actual size). Do not scale or fit to page. Check the square below with a ruler before you trace.



1 in
25.4 mm

Check square: 1 inch (25.4 mm) on each side.
If it measures anything else, print again at 100% with scaling off.

For your own stitching, gifts and handmade pieces you sell. Do not resell or share this PDF or copies of it.

Round dandelion doily motif

6 inch hoop

Mirrored. Trace this page with an iron-on transfer pen or pencil, then press it ink side down on the fabric.



1 in
25.4 mm

Check square: 1 inch (25.4 mm) on each side.
If it measures anything else, print again at 100% with scaling off.

For your own stitching, gifts and handmade pieces you sell. Do not resell or share this PDF or copies of it.