Danish knot and daisy bookmark

Sized for a 6 inch hoop (15 cm). The stitched design is about 1.8 × 4.7 in (4.6 × 11.9 cm).



Which color goes where.

Three ways to transfer the pattern

1. **Fabric you can see through**
   Tape page 2 to a sunny window or lay it on a light box, tape the fabric over it and trace the lines with a sharp pencil or a water-soluble pen.
2. **Fabric you cannot see through**
   Lay dressmaker's carbon paper colored side down on the fabric with page 2 on top, tape the layers and trace the lines firmly with a ballpoint pen.
3. **Iron-on**
   Go over the lines of page 3, the mirrored page, with an iron-on transfer pen, lay it ink side down on the fabric and press with a dry iron.

Pages 2 and 3 are the pattern at actual size. Print them at 100% with scaling turned off.

Floss

- **DMC 322 Dark Baby Blue**
  Knotted cords, leaf at the head and hanging leaf (darker)
- **DMC 3841 Pale Baby Blue**
  Knotted cords and leaf at the head (lighter), bookmark edge and 2 more parts
- **DMC 3820 Dark Straw**
  Rings of the knots, gold dots and flower heart
- **DMC 3364 Pine Green**
  Leaves (lighter), flower cups and flower stems
- **DMC 3362 Dark Pine Green**
  Leaves (darker)
- **DMC 932 Light Antique Blue**
  Petals behind and petal shading
- **DMC BLANC White**
  Petals

Stitches

- **Split stitch**, 2 to 3 strands
  Knotted cords, rings of the knots, hanging leaf
- **Blanket stitch**, 2 strands
  Bookmark edge
- **Stem stitch**, 2 to 3 strands
  Flower stems
- **Fishbone stitch**, 2 strands
  Leaves
- **Satin stitch**, 2 strands
  Petals behind, petals, flower cups, leaf at the head, scroll ends, hanging leaf
- **Straight stitch**, 1 strand
  Petal shading
- **French knot**, 2 strands, two wraps
  Flower heart, gold dots

For your own stitching, gifts and handmade pieces you sell. Do not resell or share this PDF.

Danish knot and daisy bookmark

6 inch hoop

Print at 100% (actual size). Do not scale or fit to page. Check the square below with a ruler before you trace.



1 in
25.4 mm

Check square: 1 inch (25.4 mm) on each side.
If it measures anything else, print again at 100% with scaling off.

For your own stitching, gifts and handmade pieces you sell. Do not resell or share this PDF.

Danish knot and daisy bookmark

6 inch hoop

Mirrored. Trace this page with an iron-on transfer pen or pencil, then press it ink side down on the fabric.



1 in
25.4 mm

Check square: 1 inch (25.4 mm) on each side.
If it measures anything else, print again at 100% with scaling off.

For your own stitching, gifts and handmade pieces you sell. Do not resell or share this PDF.