Delicate flower neckline for babies

Sized for a 6 inch hoop (15 cm). The stitched design is about 4.6 × 3.8 in (11.7 × 9.7 cm).

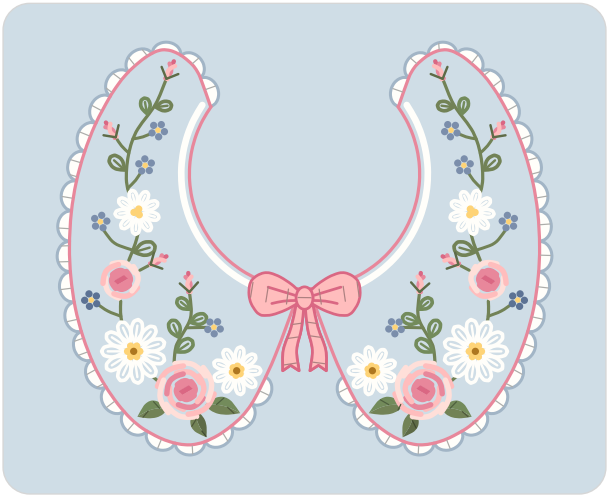

Which color goes where: by number on page 2.
Fabric: pale blue cotton or linen.

Stitch in this order

Filled parts from the back of the picture forward, then lines, loops, knots and raised parts.

1. **Satin stitch**, 2 strands
   Scalloped edge, bow
2. **Fishbone stitch**, 2 strands
   Rose leaves
3. **Padded satin stitch**, 2 strands
   Bow
4. **Outline stitch**, 1 strand
   Scallop outline
5. **Stem stitch**, strands by part on page 2
   Collar line, vine
6. **Straight stitch**, strands by part on page 2
   Leaves, calyxes, daisies
7. **Chain stitch**, 2 strands
   Neck edge
8. **Split stitch**, 1 strand
   Bow edges, bow folds
9. **Lazy daisy stitch**, strands by part on page 2
   Leaves, daisies
10. **French knot**
    strands by part on page 2, two wraps
    Forget-me-nots, forget-me-not eyes, daisy hearts
11. **Bullion knot**, strands by part on page 2
    Rosebuds, roses

Floss

- **1 DMC BLANC White**
  Scalloped edge, daisies and neck edge
- **2 DMC 932 Light Antique Blue** Scallop outline
- **3 DMC 3733 Dusty Rose**
  Collar line, roses (dark), rosebuds (middle)
- **4 DMC 3363 Medium Pine Green**
  Vine, leaves (darker), rose leaves (middle)
- **5 DMC 988 Medium Forest Green**
  Leaves (lighter), rose leaves (light)
- **6 DMC 3731 Very Dark Dusty Rose**
  Bow edges and bow folds, rosebuds (dark), roses (darkest)
- **7 DMC 3716 Very Light Rose**
  Bow, roses and rosebuds (light)
- **8 DMC 3362 Dark Pine Green**
  Calyxes, rose leaves (dark)
- **9 DMC 3839 Medium Lavender Blue**
  Forget-me-nots (lighter)
- **10 DMC 743 Medium Yellow**
  Daisy hearts (lighter), forget-me-not eyes
- **11 DMC 782 Dark Topaz** Daisy hearts (darker)
- **12 DMC 818 Baby Pink** Roses (lightest)
- **13 DMC 3838 Dark Lavender Blue**
  Forget-me-nots (darker)

Three ways to transfer the pattern

1. **Fabric you can see through**
   Tape page 3 to a sunny window or lay it on a light box, tape the fabric over it and trace the lines with a sharp pencil or a water-soluble pen.
2. **Fabric you cannot see through**
   Lay dressmaker's carbon paper colored side down on the fabric with page 3 on top, tape the layers and trace the lines firmly with a ballpoint pen.
3. **Iron-on: the lines stay**
   Go over the lines of page 4, the mirrored page, with an iron-on transfer pen, lay it ink side down on the fabric and press with a dry iron, as the pen's packet says.

Pages 3 and 4 are the pattern at actual size. Print them at 100% with scaling turned off. Then put the fabric in the hoop: inner ring under, drawing up, tight as a drum.

For your own stitching, gifts and handmade pieces you sell. Do not resell or share this PDF or copies of it.

Delicate flower neckline for babies

6 inch hoop

How to read it

Floss is six strands. Cut 18 inches (45 cm), pull out the number given one at a time, and lay them together.

Begin with no knot on the back where it is seen and washed, as on a towel, a napkin or clothes; for a piece in a hoop a small knot is fine. End each thread by whipping it around the backs of four or five stitches, with one small hitch.

Each small ring is one French knot. Each small loop is one lazy daisy: come up at its point.

A number on the picture is a color of the list of floss on page 1. The fine lines on the colors show which way the stitches lie.

Every stitch in pictures: flossfield.com/embroidery/stitches. The first time: flossfield.com/embroidery/guides/how-to-start.



1 DMC BLANC White
2 DMC 932 Light Antique Blue
3 DMC 3733 Dusty Rose
4 DMC 3363 Medium Pine Green
5 DMC 988 Medium Forest Green
6 DMC 3731 Very Dark Dusty Rose
7 DMC 3716 Very Light Rose
8 DMC 3362 Dark Pine Green
9 DMC 3839 Medium Lavender Blue
10 DMC 743 Medium Yellow
11 DMC 782 Dark Topaz
12 DMC 818 Baby Pink
13 DMC 3838 Dark Lavender Blue

How many strands

Stem stitch. 2 strands: collar line; 1 or 2 strands: vine.
Straight stitch. 2 strands: calyxes, daisies; 1 strand: leaves.
Lazy daisy stitch. 3 strands: daisies; 2 strands: leaves.
French knot. 2 strands: forget-me-nots, daisy hearts; 1 strand: forget-me-not eyes.
Bullion knot. 3 strands: roses; 2 strands: rosebuds.

For your own stitching, gifts and handmade pieces you sell. Do not resell or share this PDF or copies of it.

Delicate flower neckline for babies

6 inch hoop

Print at 100% and check the square below with a ruler. Fold the fabric in four: the folds meet the four ticks of the ring.



1 in
25.4 mm

Check square: 1 inch (25.4 mm) on each side.
If it measures anything else, print again at 100% with scaling off.

For your own stitching, gifts and handmade pieces you sell. Do not resell or share this PDF or copies of it.

Delicate flower neckline for babies

6 inch hoop

Mirrored. Trace this page with an iron-on transfer pen or pencil, then press it ink side down on the fabric.



1 in
25.4 mm

Check square: 1 inch (25.4 mm) on each side.
If it measures anything else, print again at 100% with scaling off.

For your own stitching, gifts and handmade pieces you sell. Do not resell or share this PDF or copies of it.