Beadwork look desert lizard

Sized for a 6 inch hoop (15 cm). The stitched design is about 3.8 × 4.4 in (9.7 × 11.2 cm).



Which color goes where.

Floss

- **DMC 739 Ultra Very Light Tan**
  Back edge, head, back and hind legs (lightest), tail (light) and 4 more parts
- **DMC 437 Light Tan**
  Horns (dark), back (middle light), toes, head (light)
- **DMC 435 Very Light Brown**
  Back (middle dark), hind legs and front legs (light), horns (darkest), head (middle)
- **DMC 738 Very Light Tan**
  Horns (middle)
- **DMC 712 Cream**
  Horns (lightest)
- **DMC 920 Medium Copper**
  Tail (middle), back, hind legs, head and front legs (dark)
- **DMC 801 Dark Coffee Brown**
  Back, hind legs, front legs and head (darkest), tail (dark)
- **DMC 3846 Light Bright Turquoise**
  Back (light), eyes

Stitches

- **Straight stitch**, 3 strands
  Flank spines, claws
- **Satin stitch**, 2 strands
  Horns
- **Colonial knot**, 1 to 2 strands, two wraps
  Head, back edge, back, tail, front legs, toes, hind legs, eyes

Three ways to transfer the pattern

1. **Fabric you can see through**
   Tape page 2 to a sunny window or lay it on a light box, tape the fabric over it and trace the lines with a sharp pencil or a water-soluble pen.
2. **Fabric you cannot see through**
   Lay dressmaker's carbon paper colored side down on the fabric with page 2 on top, tape the layers and trace the lines firmly with a ballpoint pen.
3. **Iron-on**
   Go over the lines of page 3, the mirrored page, with an iron-on transfer pen, lay it ink side down on the fabric and press with a dry iron.

Pages 2 and 3 are the pattern at actual size. Print them at 100% with scaling turned off.

For your own stitching, gifts and handmade pieces you sell. Do not resell or share this PDF.

Beadwork look desert lizard

6 inch hoop

Print at 100% (actual size). Do not scale or fit to page. Check the square below with a ruler before you trace.



1 in
25.4 mm

Check square: 1 inch (25.4 mm) on each side.
If it measures anything else, print again at 100% with scaling off.

For your own stitching, gifts and handmade pieces you sell. Do not resell or share this PDF.

Beadwork look desert lizard

6 inch hoop

Mirrored. Trace this page with an iron-on transfer pen or pencil, then press it ink side down on the fabric.



1 in
25.4 mm

Check square: 1 inch (25.4 mm) on each side.
If it measures anything else, print again at 100% with scaling off.

For your own stitching, gifts and handmade pieces you sell. Do not resell or share this PDF.