Disco ball planter with flowers

Sized for a 6 inch hoop (15 cm). The stitched design is about 4.3 × 5 in (10.9 × 12.7 cm).



Which color goes where.

Stitches

- **Couching**, 6 strands
  Cords
- **Satin stitch**, 2 strands
  Hanging ring, fern fronds, mirror tiles, reflected petals, reflected leaves, planter rim, geranium buds, sepals
- **Stem stitch**, 1 to 3 strands
  Fern stems, ball edge, trailing stems, leaf veins, bud stalks
- **French knot**, 1 to 2 strands, two wraps
  Reflected hearts, flower hearts
- **Straight stitch**, 1 strand
  Reflected leaves, glints, trailing stems, leaf veins
- **Long and short stitch**, 1 strand
  Ivy leaves, geranium leaves, geranium petals
- **Back stitch**, 1 strand
  Leaf veins

Three ways to transfer the pattern

1. **Fabric you can see through**
   Tape page 2 to a sunny window or lay it on a light box, tape the fabric over it and trace the lines with a sharp pencil or a water-soluble pen.
2. **Fabric you cannot see through**
   Lay dressmaker's carbon paper colored side down on the fabric with page 2 on top, tape the layers and trace the lines firmly with a ballpoint pen.
3. **Iron-on**
   Go over the lines of page 3, the mirrored page, with an iron-on transfer pen, lay it ink side down on the fabric and press with a dry iron.

Pages 2 and 3 are the pattern at actual size. Print them at 100% with scaling turned off.

Floss

- **DMC 415 Pearl Gray**
  Mirror tiles (shade 7 of 9), cords (light), hanging ring
- **DMC 414 Dark Steel Gray**
  Mirror tiles (shade 2 of 9), cords (dark)
- **DMC 318 Light Steel Gray**
  Mirror tiles (shade 3 of 9), ball edge and planter rim, cords (middle)
- **DMC 470 Light Avocado Green**
  Fern fronds (darker), fern stems
- **DMC 472 Ultra Light Avocado Green**
  Fern fronds (lighter)
- **DMC 3865 Winter White**
  Mirror tiles (shade 9 of 9), glints
- **DMC 762 Very Light Pearl Gray**
  Mirror tiles (shade 8 of 9)
- **DMC 3799 Very Dark Pewter Gray**
  Mirror tiles (shade 1 of 9)
- **DMC 893 Light Carnation**
  Geranium petals (dark), reflected petals, mirror tiles (shade 4 of 9)
- **DMC 3822 Light Straw**
  Flower hearts and reflected hearts
- **DMC 502 Blue Green**
  Ivy leaves (middle), reflected leaves (darker)
- **DMC 3348 Light Yellow Green**
  Leaf veins, geranium leaves (light), reflected leaves (lighter)
- **DMC 3341 Apricot** Mirror tiles (shade 6 of 9)
- **DMC 598 Light Turquoise** Mirror tiles (shade 5 of 9)
- **DMC 3347 Medium Yellow Green**
  Geranium leaves (middle), trailing stems, bud stalks and sepals
- **DMC 501 Dark Blue Green** Ivy leaves (dark)
- **DMC 503 Medium Blue Green** Ivy leaves (light)
- **DMC 3346 Hunter Green** Geranium leaves (dark)
- **DMC 3832 Medium Raspberry**
  Geranium petals (darkest), geranium buds
- **DMC 894 Very Light Carnation**
  Geranium petals (light)
- **DMC 963 Ultra Very Light Dusty Rose**
  Geranium petals (lightest)

For your own stitching, gifts and handmade pieces you sell. Do not resell or share this PDF or copies of it.

Disco ball planter with flowers

6 inch hoop

Print at 100% (actual size). Do not scale or fit to page. Check the square below with a ruler before you trace.



1 in
25.4 mm

Check square: 1 inch (25.4 mm) on each side.
If it measures anything else, print again at 100% with scaling off.

For your own stitching, gifts and handmade pieces you sell. Do not resell or share this PDF or copies of it.

Disco ball planter with flowers

6 inch hoop

Mirrored. Trace this page with an iron-on transfer pen or pencil, then press it ink side down on the fabric.



1 in
25.4 mm

Check square: 1 inch (25.4 mm) on each side.
If it measures anything else, print again at 100% with scaling off.

For your own stitching, gifts and handmade pieces you sell. Do not resell or share this PDF or copies of it.