DNA helix with wildflowers bookmark

Sized for a 6 inch hoop (15 cm). The stitched design is about 1.8 × 4.8 in (4.6 × 12.2 cm).



Which color goes where.

Three ways to transfer the pattern

1. **Fabric you can see through**
   Tape page 2 to a sunny window or lay it on a light box, tape the fabric over it and trace the lines with a sharp pencil or a water-soluble pen.
2. **Fabric you cannot see through**
   Lay dressmaker's carbon paper colored side down on the fabric with page 2 on top, tape the layers and trace the lines firmly with a ballpoint pen.
3. **Iron-on**
   Go over the lines of page 3, the mirrored page, with an iron-on transfer pen, lay it ink side down on the fabric and press with a dry iron.

Pages 2 and 3 are the pattern at actual size. Print them at 100% with scaling turned off.

Floss

- **DMC 3687 Mauve**
  Rungs and buds (dark)
- **DMC 3820 Dark Straw**
  Rungs and buds (lightest), daisy heart and stamens
- **DMC 3838 Dark Lavender Blue**
  Rungs and buds (darkest), bluebell (darker), bluebell veins
- **DMC 209 Dark Lavender**
  Rungs and buds (light), bluebell (lighter)
- **DMC 937 Medium Avocado Green**
  Moss vine, leaves (darkest), roots, bud stems and tendrils (darker)
- **DMC 3768 Dark Gray Green**
  Eucalyptus vine, leaves (dark), roots, bud stems and tendrils (lighter)
- **DMC 470 Light Avocado Green**
  Leaves (light), bluebell cap, bud caps (darker)
- **DMC 926 Medium Gray Green**
  Leaves (lightest), bud caps (lighter)
- **DMC 3865 Winter White**
  Daisy petals (lighter)
- **DMC 3688 Medium Mauve**
  Daisy edges, daisy petals (darker)

Stitches

- **Straight stitch**, 1 to 3 strands
  Rungs, bud caps, bluebell cap, stamens
- **Stem stitch**, 1 to 2 strands
  Roots, bud stems, leaves, tendrils, daisy edges, bluebell veins
- **Fishbone stitch**, 2 strands
  Leaves
- **Split stitch**, 1 strand
  Leaves
- **Back stitch**, 1 strand
  Leaves
- **Satin stitch**, 2 strands
  Buds, leaves, eucalyptus vine, moss vine
- **Long and short stitch**, 1 strand
  Daisy petals, bluebell
- **French knot**, 1 to 2 strands, two wraps
  Daisy heart, stamens

For your own stitching, gifts and handmade pieces you sell. Do not resell or share this PDF.

DNA helix with wildflowers bookmark

6 inch hoop

Print at 100% (actual size). Do not scale or fit to page. Check the square below with a ruler before you trace.

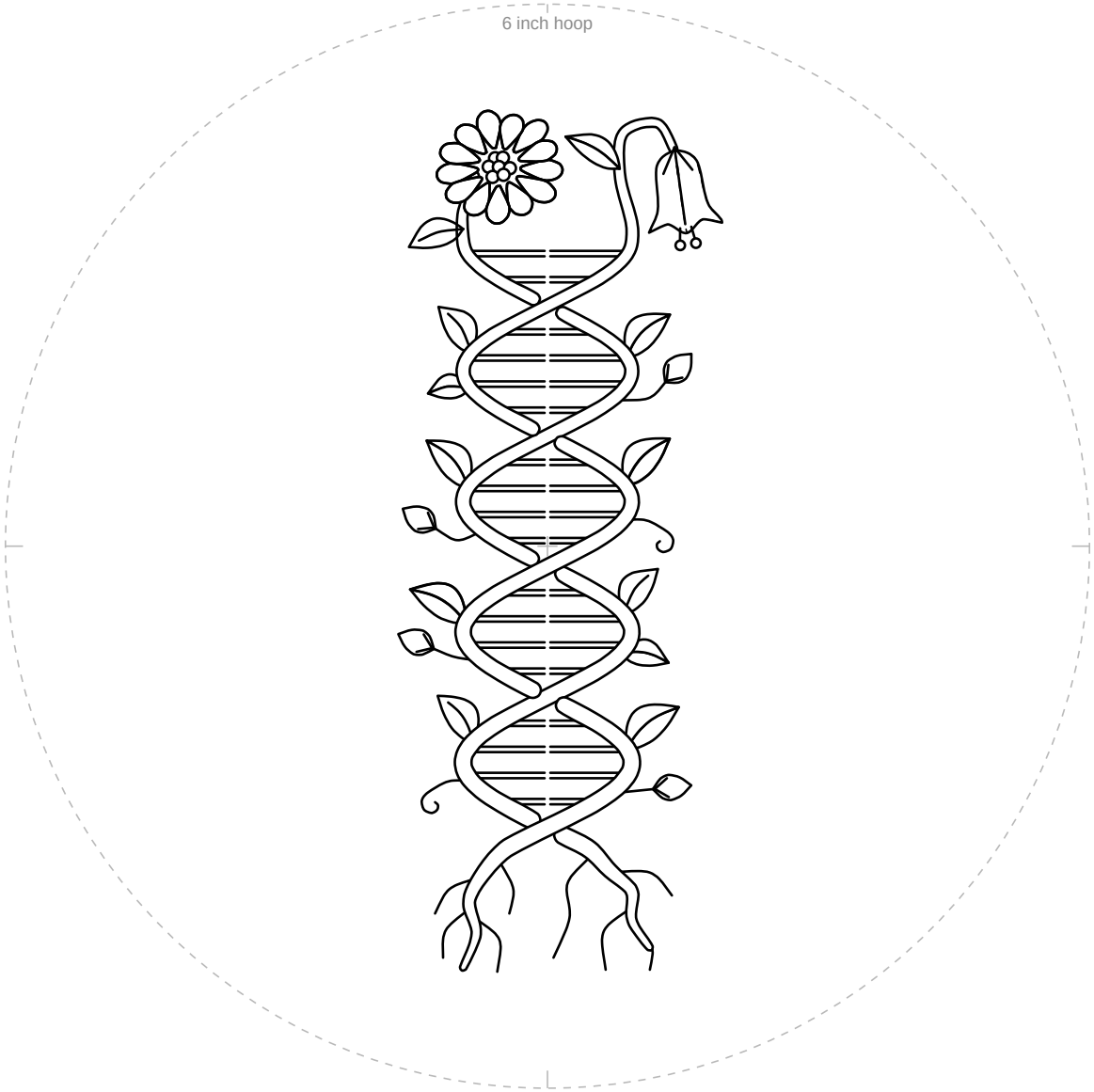

1 in
25.4 mm

Check square: 1 inch (25.4 mm) on each side.
If it measures anything else, print again at 100% with scaling off.

For your own stitching, gifts and handmade pieces you sell. Do not resell or share this PDF.

DNA helix with wildflowers bookmark

6 inch hoop

Mirrored. Trace this page with an iron-on transfer pen or pencil, then press it ink side down on the fabric.

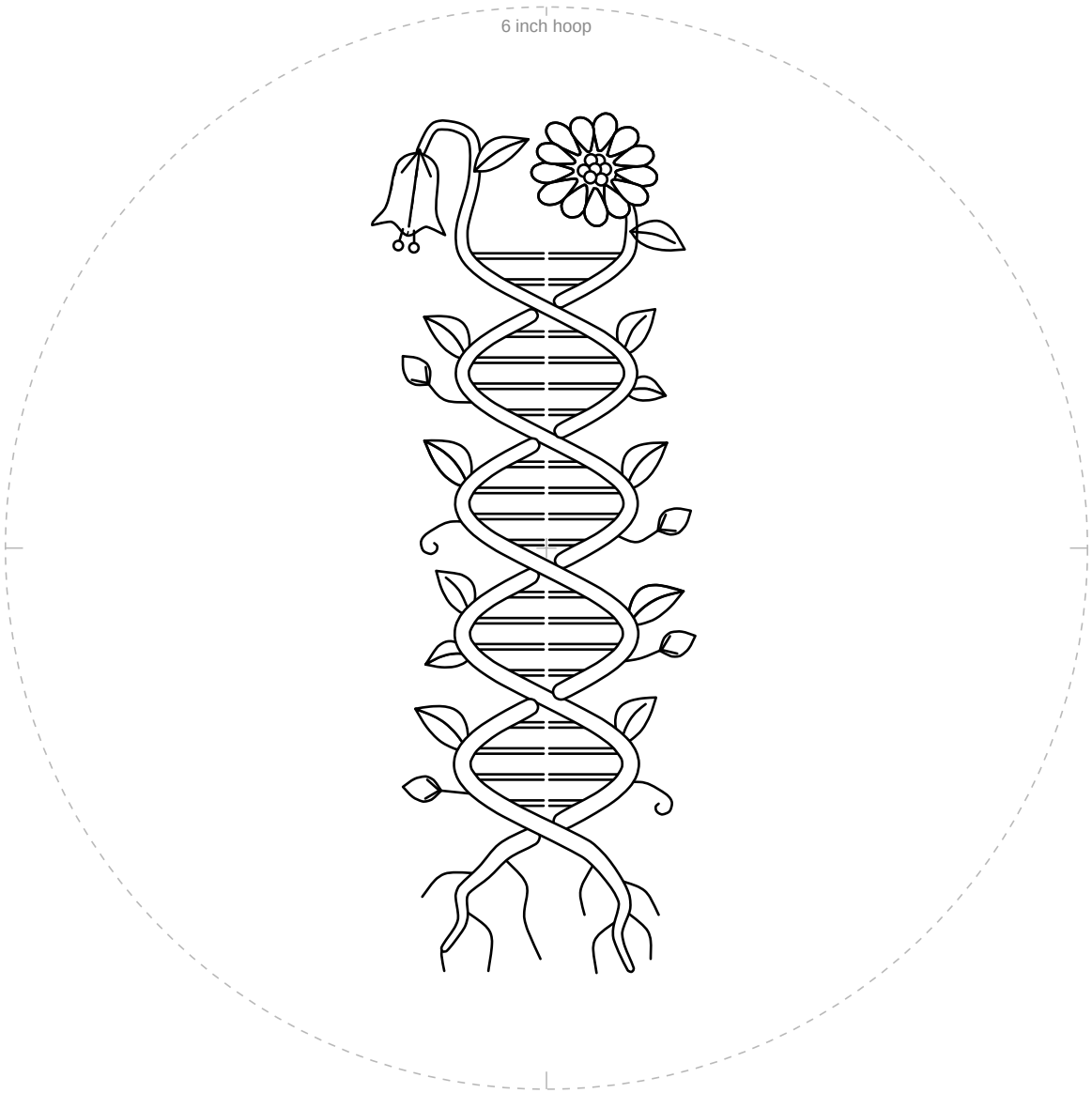

1 in
25.4 mm

Check square: 1 inch (25.4 mm) on each side.
If it measures anything else, print again at 100% with scaling off.

For your own stitching, gifts and handmade pieces you sell. Do not resell or share this PDF.