Dot mandala

Sized for a 6 inch hoop (15 cm). The stitched design is about 4.9 × 4.9 in (12.4 × 12.4 cm).



Which color goes where.

Floss

- **DMC 3834 Dark Grape**
  Jewels and heart
- **DMC 3820 Dark Straw**
  Rim string, petal tips and heart ring, inner rings (dark)
- **DMC 739 Ultra Very Light Tan**
  Petal strings, rim lights and rim tips, inner rings (light)
- **DMC 3825 Pale Pumpkin**
  Inner rings (middle), rim stones and petal hearts, pockets (lighter)
- **DMC 3340 Medium Apricot**
  Swelling rings (lighter), pockets (darker)
- **DMC 350 Medium Coral**
  Rim beads, swelling rings (darker)

Stitches

- **Padded satin stitch**, 2 strands
  Heart, inner rings, swelling rings, jewels, petal strings, petal tips, pockets, rim beads, rim lights, rim stones
- **French knot**, 1 to 2 strands, two wraps
  Heart ring, inner rings, petal hearts, petal strings, pockets, rim string, rim tips

Three ways to transfer the pattern

1. **Fabric you can see through**
   Tape page 2 to a sunny window or lay it on a light box, tape the fabric over it and trace the lines with a sharp pencil or a water-soluble pen.
2. **Fabric you cannot see through**
   Lay dressmaker's carbon paper colored side down on the fabric with page 2 on top, tape the layers and trace the lines firmly with a ballpoint pen.
3. **Iron-on**
   Go over the lines of page 3, the mirrored page, with an iron-on transfer pen, lay it ink side down on the fabric and press with a dry iron.

Pages 2 and 3 are the pattern at actual size. Print them at 100% with scaling turned off.

For your own stitching, gifts and handmade pieces you sell. Do not resell or share this PDF or copies of it.

Dot mandala

6 inch hoop

Print at 100% (actual size). Do not scale or fit to page. Check the square below with a ruler before you trace.



1 in
25.4 mm

Check square: 1 inch (25.4 mm) on each side.
If it measures anything else, print again at 100% with scaling off.

For your own stitching, gifts and handmade pieces you sell. Do not resell or share this PDF or copies of it.

Dot mandala

6 inch hoop

Mirrored. Trace this page with an iron-on transfer pen or pencil, then press it ink side down on the fabric.



1 in
25.4 mm

Check square: 1 inch (25.4 mm) on each side.
If it measures anything else, print again at 100% with scaling off.

For your own stitching, gifts and handmade pieces you sell. Do not resell or share this PDF or copies of it.