Dotted letters, letter A

Sized for a 6 inch hoop (15 cm). The letter is 3.6 in (9.1 cm) tall; the stitched design is about 3.3 × 3.6 in (8.4 × 9.1 cm).



Which color goes where.

Three ways to transfer the pattern

1. **Fabric you can see through**
   Tape page 2 to a sunny window or lay it on a light box, tape the fabric over it and trace the lines with a sharp pencil or a water-soluble pen.
2. **Fabric you cannot see through**
   Lay dressmaker's carbon paper colored side down on the fabric with page 2 on top, tape the layers and trace the lines firmly with a ballpoint pen.
3. **Iron-on**
   Go over the lines of page 3, the mirrored page, with an iron-on transfer pen, lay it ink side down on the fabric and press with a dry iron.

Pages 2 and 3 are the pattern at actual size. Print them at 100% with scaling turned off.

Floss

- **DMC 718 Plum**
  Flower, knots between the dots (shade 1 of 8)
- **DMC 973 Bright Canary**
  Small dots (shade 9 of 9), rings and big dots (shade 8 of 8) and 2 more parts
- **DMC 3805 Cyclamen Pink**
  Rings and knots between the dots (shade 3 of 8), small dots (shade 4 of 9)
- **DMC 891 Dark Carnation**
  Rings, big dots and knots between the dots (shade 4 of 8), small dots (shade 5 of 9)
- **DMC 3340 Medium Apricot**
  Rings, big dots and knots between the dots (shade 5 of 8), small dots (shade 6 of 9)
- **DMC 741 Medium Tangerine**
  Rings, big dots and knots between the dots (shade 6 of 8), small dots (shade 7 of 9)
- **DMC 704 Bright Chartreuse**
  Small dots (shade 8 of 9), rings, big dots and knots between the dots (shade 7 of 8)
- **DMC 911 Medium Emerald Green**
  Small dots (shade 3 of 9), rings (shade 2 of 8), big dots (shade 3 of 8)
- **DMC 3765 Very Dark Peacock Blue**
  Small dots (shade 1 of 9), rings and big dots (shade 1 of 8)
- **DMC 553 Violet**
  Small dots (shade 2 of 9), big dots and knots between the dots (shade 2 of 8)

Stitches

- **Padded satin stitch**, 2 strands
  Flower, small dots, big dots
- **French knot**, 2 strands, two wraps
  Flower heart, knots between the dots
- **Satin stitch**, 2 strands
  Rings

For your own stitching, gifts and handmade pieces you sell. Do not resell or share this PDF or copies of it.

Dotted letters, letter A

Letter 3.6 in, 6 inch hoop

Print at 100% (actual size). Do not scale or fit to page. Check the square below with a ruler before you trace.

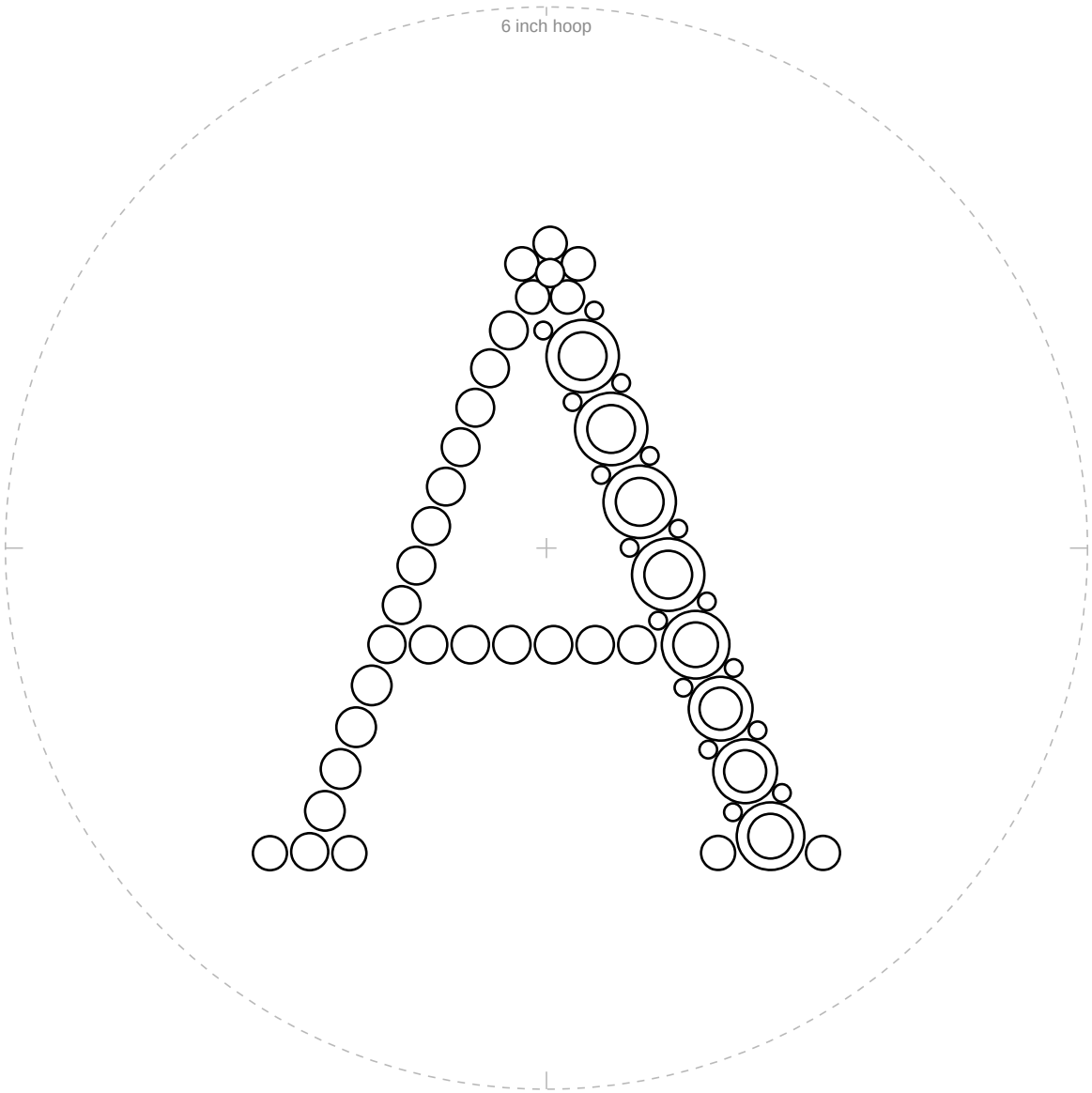

1 in
25.4 mm

Check square: 1 inch (25.4 mm) on each side.
If it measures anything else, print again at 100% with scaling off.

For your own stitching, gifts and handmade pieces you sell. Do not resell or share this PDF or copies of it.

Dotted letters, letter A

Letter 3.6 in, 6 inch hoop

Mirrored. Trace this page with an iron-on transfer pen or pencil, then press it ink side down on the fabric.

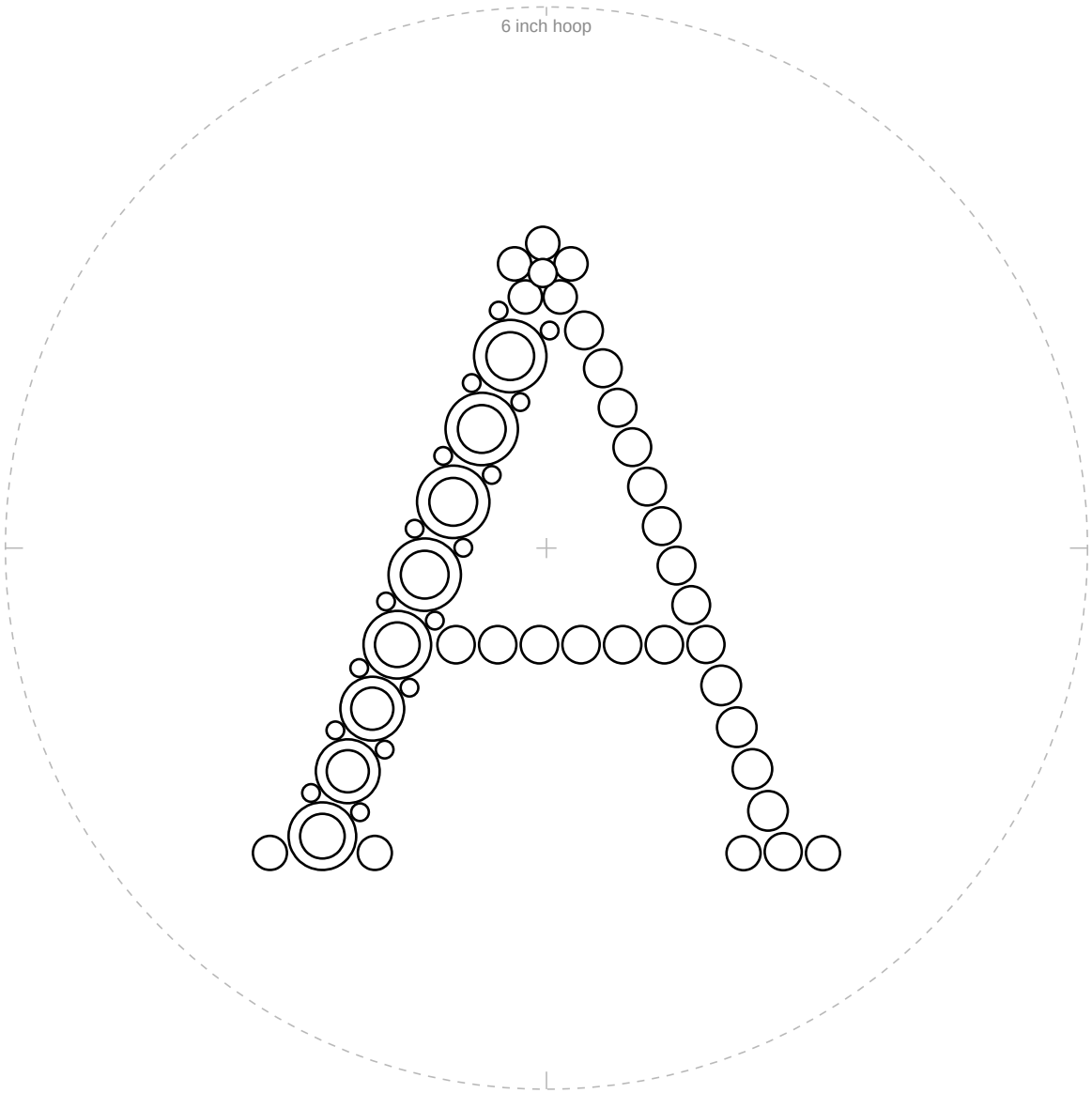

1 in
25.4 mm

Check square: 1 inch (25.4 mm) on each side.
If it measures anything else, print again at 100% with scaling off.

For your own stitching, gifts and handmade pieces you sell. Do not resell or share this PDF or copies of it.