Dress made of flowers on a form

Sized for a 6 inch hoop (15 cm). The stitched design is about 4.2 × 4.6 in (10.7 × 11.7 cm).



Which color goes where.

Stitches

- **Long and short stitch**, 1 strand
  Wooden stand, sweet peas, ranunculus, buds
- **Satin stitch**, 2 strands
  Wooden stand, bodice, neck cap, arm plates, tape measure, tape tips, and 8 more
- **Split stitch**, 1 strand
  Bodice seams, bodice edge, petal edges, sash edge
- **French knot**, 1 to 2 strands, two wraps
  Buttons, flower hearts, blossom centers
- **Stem stitch**, 1 to 2 strands
  Neck cap, fern stems, eucalyptus stems, berry stems, stems
- **Back stitch**, 1 to 2 strands
  Tape edge, berry stems
- **Straight stitch**, 1 strand
  Tape marks, berry lights, sash edge
- **Padded satin stitch**, 2 strands
  Ink berries
- **Fishbone stitch**, 2 strands
  Leaves
- **Woven wheel stitch**, 4 strands
  Woven roses

In a 6 inch hoop the French knots are drawn smaller than about 2 mm (a little over 1/16 in). Use one strand of floss for them there, or choose a larger hoop.

Floss

- **DMC 434 Light Brown**
  Wooden stand, neck cap and arm plates (lighter), tape edge
- **DMC 898 Very Dark Coffee Brown**
  Wooden stand, neck cap and arm plates (darker), tape tips
- **DMC 3041 Medium Antique Violet** Bodice (middle)
- **DMC 3042 Light Antique Violet**
  Bodice (light), berry lights
- **DMC 3740 Dark Antique Violet** Bodice (dark)
- **DMC 154 Very Dark Grape**
  Bodice edge and bodice seams
- **DMC 3822 Light Straw** Tape measure and buttons
- **DMC 823 Dark Navy Blue** Ink berries and tape marks
- **DMC 3363 Medium Pine Green**
  Leaves (middle), eucalyptus leaves (dark) and 4 more parts
- **DMC 3051 Dark Green Gray**
  Leaves (dark), eucalyptus stems and stems and 2 more parts
- **DMC 524 Very Light Fern Green**
  Eucalyptus leaves (light)
- **DMC 522 Fern Green**
  Leaves (light), eucalyptus leaves (middle)
- **DMC 3727 Light Antique Mauve**
  Sweet peas (light) and 3 more parts
- **DMC 3802 Very Dark Antique Mauve**
  Sweet peas (dark) and 2 more parts
- **DMC 3726 Dark Antique Mauve**
  Woven roses (shade 3 of 10) and 3 more parts
- **DMC 951 Light Tawny**
  Ranunculus (lightest), little blossoms and 2 more parts
- **DMC 758 Very Light Terra Cotta**
  Ranunculus (middle light) and 4 more parts
- **DMC 3830 Terra Cotta**
  Woven roses (shade 4 of 10), sash (darker) and 3 more parts
- **DMC 3778 Light Terra Cotta**
  Ranunculus (dark) and 5 more parts
- **DMC 918 Dark Red Copper**
  Ranunculus cup (shade 1 of 8) and 5 more parts
- **DMC 3856 Ultra Very Light Mahogany**
  Ranunculus (light) and 3 more parts
- **DMC 402 Very Light Mahogany**
  Petal edges (light) and 4 more parts
- **DMC 922 Light Copper**
  Ranunculus cup (shade 3 of 8), woven roses (shade 5 of 10)

Three ways to transfer the pattern

1. **Fabric you can see through**
   Tape page 2 to a sunny window or lay it on a light box, tape the fabric over it and trace the lines with a sharp pencil or a water-soluble pen.
2. **Fabric you cannot see through**
   Lay dressmaker's carbon paper colored side down on the fabric with page 2 on top, tape the layers and trace the lines firmly with a ballpoint pen.
3. **Iron-on**
   Go over the lines of page 3, the mirrored page, with an iron-on transfer pen, lay it ink side down on the fabric and press with a dry iron.

Pages 2 and 3 are the pattern at actual size. Print them at 100% with scaling turned off.

For your own stitching, gifts and handmade pieces you sell. Do not resell or share this PDF.

Dress made of flowers on a form

6 inch hoop

Print at 100% (actual size). Do not scale or fit to page. Check the square below with a ruler before you trace.



1 in
25.4 mm

Check square: 1 inch (25.4 mm) on each side.
If it measures anything else, print again at 100% with scaling off.

For your own stitching, gifts and handmade pieces you sell. Do not resell or share this PDF.

Dress made of flowers on a form

6 inch hoop

Mirrored. Trace this page with an iron-on transfer pen or pencil, then press it ink side down on the fabric.



1 in
25.4 mm

Check square: 1 inch (25.4 mm) on each side.
If it measures anything else, print again at 100% with scaling off.

For your own stitching, gifts and handmade pieces you sell. Do not resell or share this PDF.