Easy photo with a red heart balloon

6 inch (15 cm) hoop, 3.4 × 4.2 in (8.6 × 10.7 cm)



Colors by number: page 2.

What you need

A 6 inch (15 cm) hoop.

A 9 inch (23 cm) square of white or light cotton or linen.

An embroidery needle, size 9.

7 colors of floss (page 2): one skein of each color (an estimate from the drawing's lines and shapes).

A water-soluble pen, and small scissors.

Onto the fabric

Fabric you can see through: page 3 taped to a sunny window, the fabric over it; trace.

Other fabric: dressmaker's carbon paper, colored side down, page 3 on top; trace with a ballpoint.

Iron-on pen: go over page 4, the mirrored page, and press it ink side down as the pen's packet says. The lines stay.

Then hoop it, inner ring under, tight as a drum.

How to read it

Floss has six strands: cut 18 inches (45 cm), pull out the number named one at a time, and lay them together.

Start a filling with tiny stitches, a line with a small knot; end under stitches on the back.

Every stitch in pictures: flossfield.com/embroidery/stitches.

New to this: flossfield.com/embroidery/guides/how-to-start.

Stitch in this order

Where a stitch page says otherwise, follow this list.

1. **Split stitch**, 2 strands
   Fence rails, path

2. **Stem stitch**
   3 strands: branch
   2 strands: shadow, string

3. **Fishbone stitch**, 2 strands
   Leaves



4. **Satin stitch**, 2 strands
   Pickets, white border, balloon knot, far legs, dachshund, paws, gray markings, ear, collar, heart balloon, gleam



5. **Back stitch**
   1 strand: border edge
   2 strands: picture edge

6. **Straight stitch**, 2 strands
   Edges of the gray markings



7. **Split stitch**, 1 strand
   Lines of the gray markings, ear edge, balloon seams

8. **French knot**, two wraps
   1 strand: eye
   2 strands: collar tag



Take out lines that still show, press face down, finish the hoop or sew a pillow.

For your own stitching, gifts and handmade pieces you sell. Do not resell or share this PDF or copies of it.

Easy photo with a red heart balloon

6 inch hoop

A number is a color of the list. Fine lines show which way the stitches lie: do not stitch them.



1 DMC 414 Dark Steel Gray
2 DMC 318 Light Steel Gray
3 DMC BLANC White
4 DMC 3799 Very Dark Pewter Gray
5 DMC 815 Medium Garnet
6 DMC 321 Red
7 DMC 3801 Very Dark Melon

For your own stitching, gifts and handmade pieces you sell. Do not resell or share this PDF or copies of it.

Easy photo with a red heart balloon

6 inch hoop

Print at 100% and measure the square. Trace the black lines only. The gray ring is the hoop: fold the fabric in four and lay the folds on its ticks.
On the drawing a ring is one French knot: mark a dot.

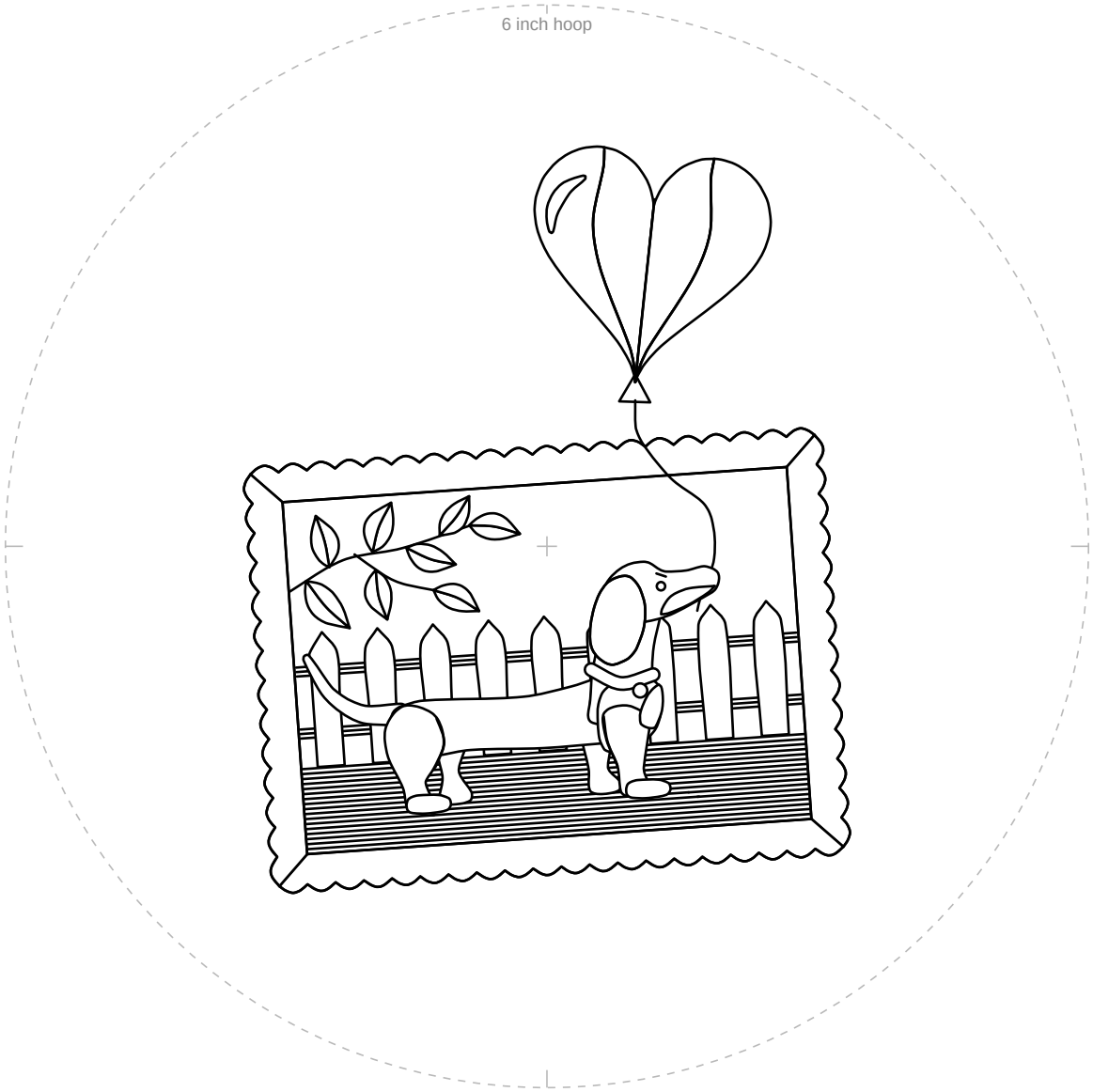

1 in
25.4 mm

Not 1 inch (25.4 mm)? Print again at 100%.

For your own stitching, gifts and handmade pieces you sell. Do not resell or share this PDF or copies of it.

Easy photo with a red heart balloon

6 inch hoop

For an iron-on pen only. Go over the lines, press ink side down.

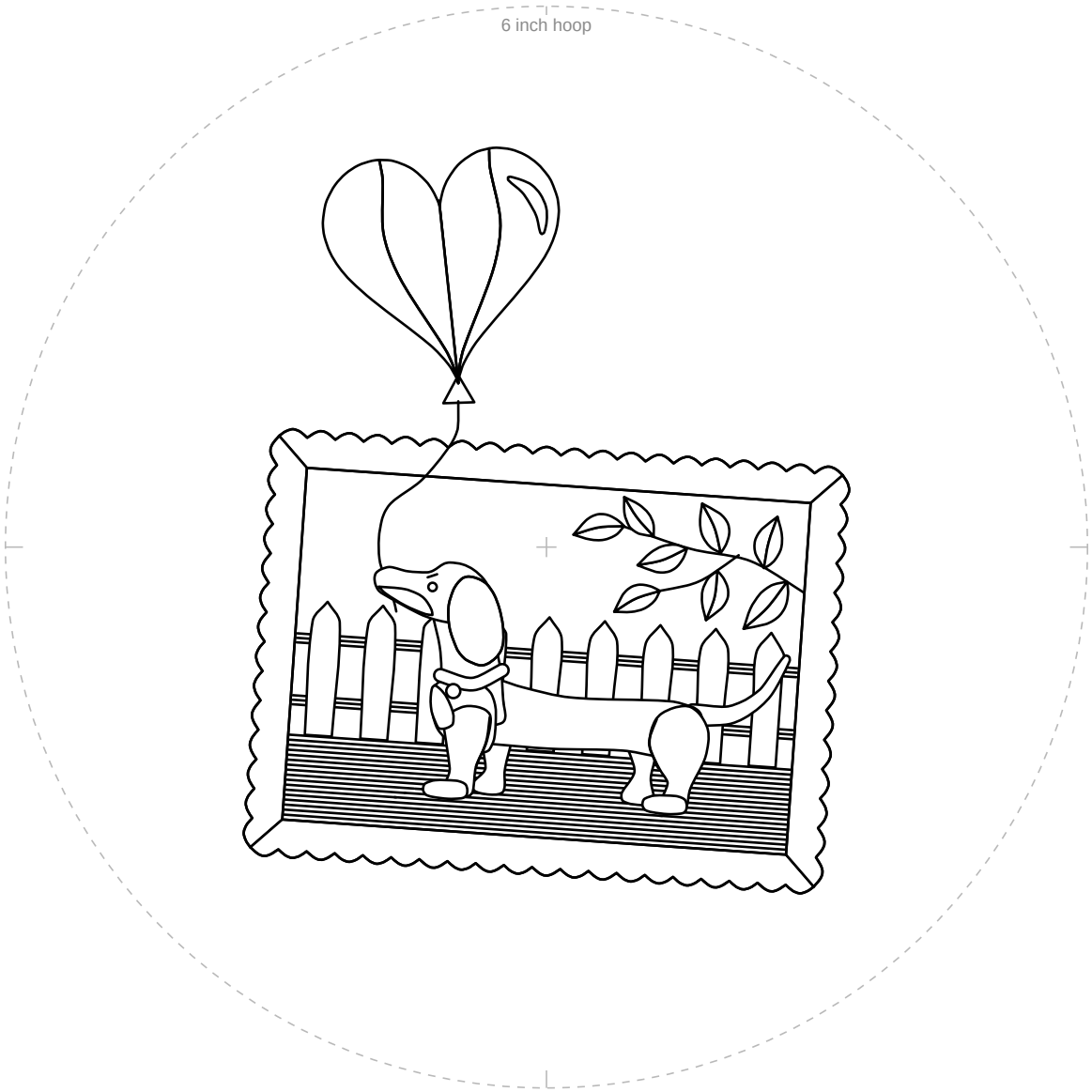

1 in
25.4 mm

Not 1 inch (25.4 mm)? Print again at 100%.

For your own stitching, gifts and handmade pieces you sell. Do not resell or share this PDF or copies of it.